



US00D885963S

(12) **United States Design Patent** (10) **Patent No.:** **US D885,963 S**
Riviere (45) **Date of Patent:** **** Jun. 2, 2020**

(54) **RING**
(71) Applicant: **Harry Winston SA**, Plan-les-Ouates (CH)
(72) Inventor: **Dominique Riviere**, New York, NY (US)
(73) Assignee: **Harry Winston SA**, Plan-les-Ouates (CH)
(**) Term: **15 Years**
(21) Appl. No.: **29/672,963**

D389,423 S *	1/1998	Wein	D11/37
D389,774 S *	1/1998	Morrison	D11/34
D450,009 S *	11/2001	Molfese	D11/26
D521,878 S *	5/2006	Sivriere	D10/26
D557,167 S *	12/2007	Gruosi-Scheufele	D11/26
D562,175 S *	2/2008	Miller	D11/35
D587,157 S *	2/2009	Hawk	D11/26
D591,557 S *	5/2009	Bodum	D7/387
7,681,413 B2 *	3/2010	Baum	A44C 9/00 29/896.412
D646,600 S *	10/2011	Minkinen	D11/3
D694,663 S *	12/2013	Wellendorff	D11/37
D751,449 S *	3/2016	Yatsugi-Kang	D11/26
D753,010 S *	4/2016	Riviere	D11/26
D784,182 S *	4/2017	Baker	D11/26

(22) Filed: **Dec. 11, 2018**
(30) **Foreign Application Priority Data**
Jun. 13, 2018 (WO) DM101738
(51) **LOC (12) Cl.** **11-01**
(52) **U.S. Cl.**
USPC **D11/26**
(58) **Field of Classification Search**
USPC D11/1, 2, 3, 4, 5, 26-39, 91, 92, 84, 67
CPC A44C 5/00; A44C 5/0007; A44C 5/0015;
A44C 5/003; A44C 5/0053; A44C 9/00;
A44C 9/0007; A44C 9/0014; A44C
9/0023; A44C 9/003; A44C 9/0038; A44C
9/0046; A44C 9/0053; A44C 9/0061;
A44C 9/0069; A44C 9/0076; A44C
17/0258; A44C 17/0266; A44C 17/0275;
A44C 17/0283; A44C 17/02; A44C
17/0208
See application file for complete search history.

(56) **References Cited**
U.S. PATENT DOCUMENTS
D154,641 S * 7/1949 Schragar D11/30
2,653,402 A * 9/1953 Bonagura A44C 9/00
40/618

OTHER PUBLICATIONS

[Online] <https://www.harrywinston.com/en/signature-band-ring>.
Retrieved Jan. 18, 2020.*
(Continued)

Primary Examiner — Melanie Pellegrini
(74) *Attorney, Agent, or Firm* — Blank Rome LLP

(57) **CLAIM**

The ornamental design for a ring, as shown and described.

DESCRIPTION

FIG. 1 is a front view of a ring of the present design;
FIG. 2 is a rear view thereof;
FIG. 3 is a right side view thereof;
FIG. 4 is a left side view thereof;
FIG. 5 is a top view thereof;
FIG. 6 is a bottom view thereof;
FIG. 7 is a top, front perspective view thereof; and,
FIG. 8 is a top, rear perspective view thereof.

1 Claim, 8 Drawing Sheets



(56)

References Cited

OTHER PUBLICATIONS

[Online] https://lh4.googleusercontent.com/-WQPRx8gTGOY/TXyxcg25sVI/AAAAAAAAABpE/NvZGGHhhVTA/s1600/b4054000_1-png1_product_view.png. Retrieved Jan. 18, 2020.*

[Online] http://s3.amazonaws.com/ISHOWIMAGES/chopard/5x8/500/18500919_0.png. Retrieved Jan. 18, 2020.*

[Online] <https://www.onecklace.com/signature-ring/>. Retrieved Jan. 18, 2020.*

* cited by examiner



FIG. 1




FIG. 2




FIG. 3




FIG. 4



FIG. 5




FIG. 6



FIG. 7



FIG. 8