



US00D885927S

(12) **United States Design Patent** (10) **Patent No.:** **US D885,927 S**
Eble (45) **Date of Patent:** **** Jun. 2, 2020**

- (54) **CONTAINER**
- (71) Applicant: **Pretium Packaging, L.L.C.**,
Chesterfield, MO (US)
- (72) Inventor: **Raymond C. Eble**, Sugarloaf, PA (US)
- (73) Assignee: **Pretium Packaging, L.L.C.**,
Chesterfield, MO (US)
- (**) Term: **15 Years**
- (21) Appl. No.: **29/687,965**
- (22) Filed: **Apr. 17, 2019**

Related U.S. Application Data

- (62) Division of application No. 29/619,178, filed on Sep. 27, 2017, now Pat. No. Des. 864,726.
- (51) **LOC (12) Cl.** **09-01**
- (52) **U.S. Cl.**
USPC **D9/563; D9/574**
- (58) **Field of Classification Search**
USPC D9/516, 544, 546, 547, 559, 560, 563,
D9/572, 573, 574, 715, 719
CPC B65D 2501/0081; B65D 1/0223; B65D
51/18
See application file for complete search history.

(56) **References Cited**

U.S. PATENT DOCUMENTS

D102,268 S	12/1936	Flannery	
D264,435 S	5/1982	Pettengill	
D282,050 S	1/1986	Beaver	
D356,264 S	3/1995	Praturlon et al.	
6,530,500 B2 *	3/2003	Bravo	B44D 3/127 215/305
D487,564 S	3/2004	Beck	
D524,159 S *	7/2006	Mooney	D9/516
D531,904 S	11/2006	Sillett	
D531,913 S *	11/2006	Heisner	D9/560

D539,661 S	4/2007	Eble	
D548,607 S *	8/2007	Langbein	D9/454
D601,431 S *	10/2009	Serrano Diaz	D9/542
D606,870 S	12/2009	Kaminski et al.	
D607,743 S	1/2010	Eble	
D608,211 S	1/2010	Eble	
D612,266 S	3/2010	Kaminski et al.	
D619,012 S	7/2010	Eble	
D633,794 S *	3/2011	Cresswell	D9/500
D635,465 S *	4/2011	Pezzoli	D9/569
D639,172 S	6/2011	Dupuis	
D639,173 S	6/2011	Dupuis	
D663,624 S	7/2012	Eble	

(Continued)

FOREIGN PATENT DOCUMENTS

CA	2552105 A1	1/2007
CA	136194 S	7/2011
CA	2774334 A1	10/2012

Primary Examiner — Shannon W Morgan

Assistant Examiner — Keith Frank

(74) *Attorney, Agent, or Firm* — Armstrong Teasdale LLP

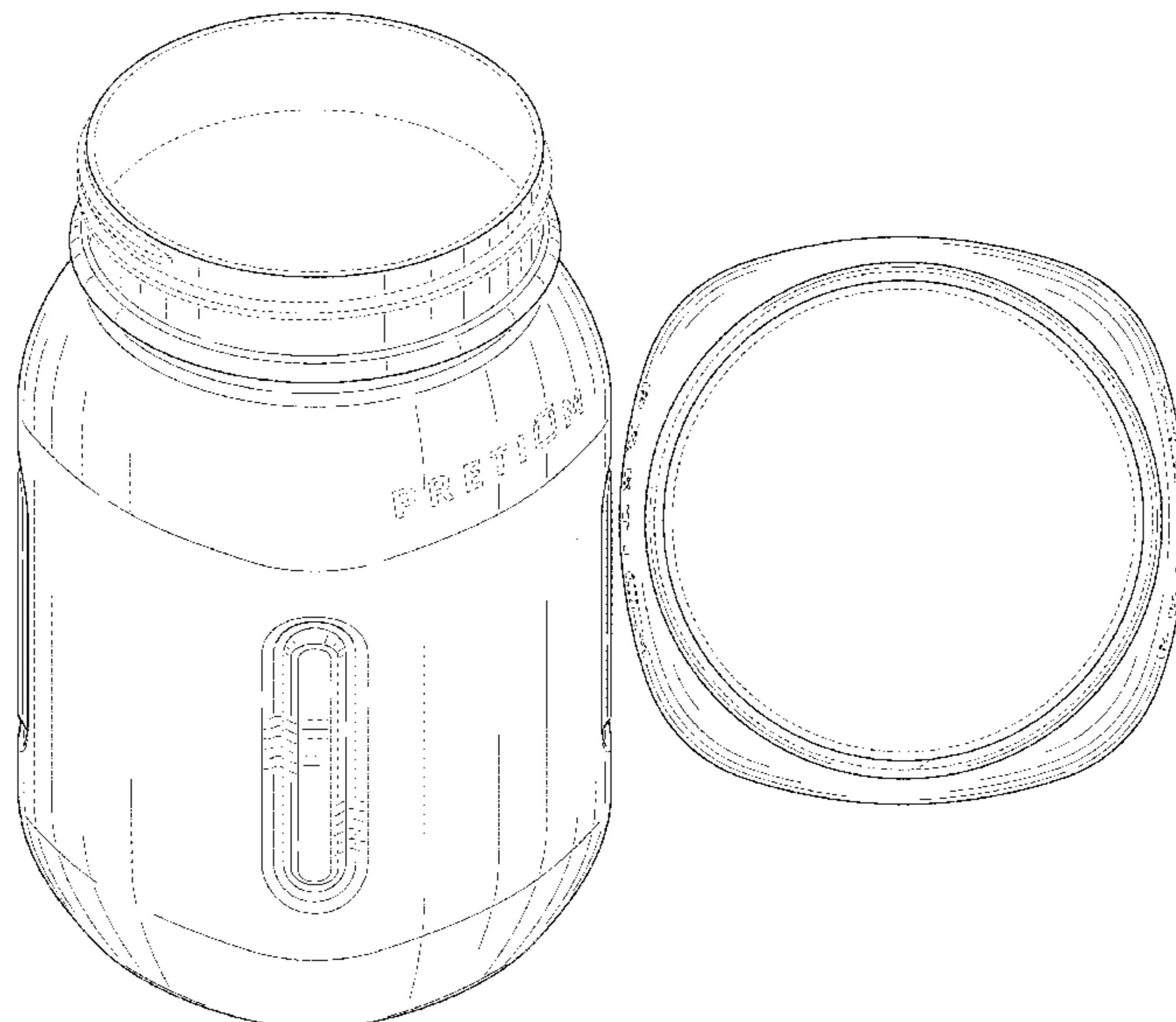
(57) **CLAIM**

I claim the ornamental design for a container, as shown and described.

DESCRIPTION

FIG. 1 is a perspective view of a container showing the new design;
 FIG. 2 is a left side view thereof;
 FIG. 3 is a right side view thereof;
 FIG. 4 is a front view thereof;
 FIG. 5 is a rear view thereof;
 FIG. 6 is a top view thereof; and,
 FIG. 7 is a bottom view thereof.
 The broken lines in the drawings showing the container illustrate the portions of the container that form no part of the claimed design.

1 Claim, 7 Drawing Sheets



(56)

References Cited

U.S. PATENT DOCUMENTS

D680,005	S	4/2013	Eble	
D682,114	S	5/2013	Kraus et al.	
D697,408	S	1/2014	Eble	
D701,769	S	4/2014	Eble	
D717,662	S	11/2014	Eble	
D721,278	S	1/2015	Eble	
D722,883	S	2/2015	Eble	
D722,884	S	2/2015	Eble	
D734,161	S	7/2015	Bolleaux	
D735,581	S	8/2015	Eble	
D739,757	S	9/2015	Newton	
D742,242	S *	11/2015	McDaniel	D9/553
9,193,495	B2	11/2015	Eble	
D760,088	S *	6/2016	Kaye	D9/516
D760,591	S	7/2016	Favetto et al.	
D791,606	S	7/2017	Cobb	
D805,393	S	12/2017	Eble	
D848,852	S *	5/2019	Simon	D9/563
D856,153	S *	8/2019	Liu	D9/563
D856,154	S *	8/2019	Liu	D9/563
2005/0218108	A1 *	10/2005	Bangi	B65D 1/0223 215/384

* cited by examiner

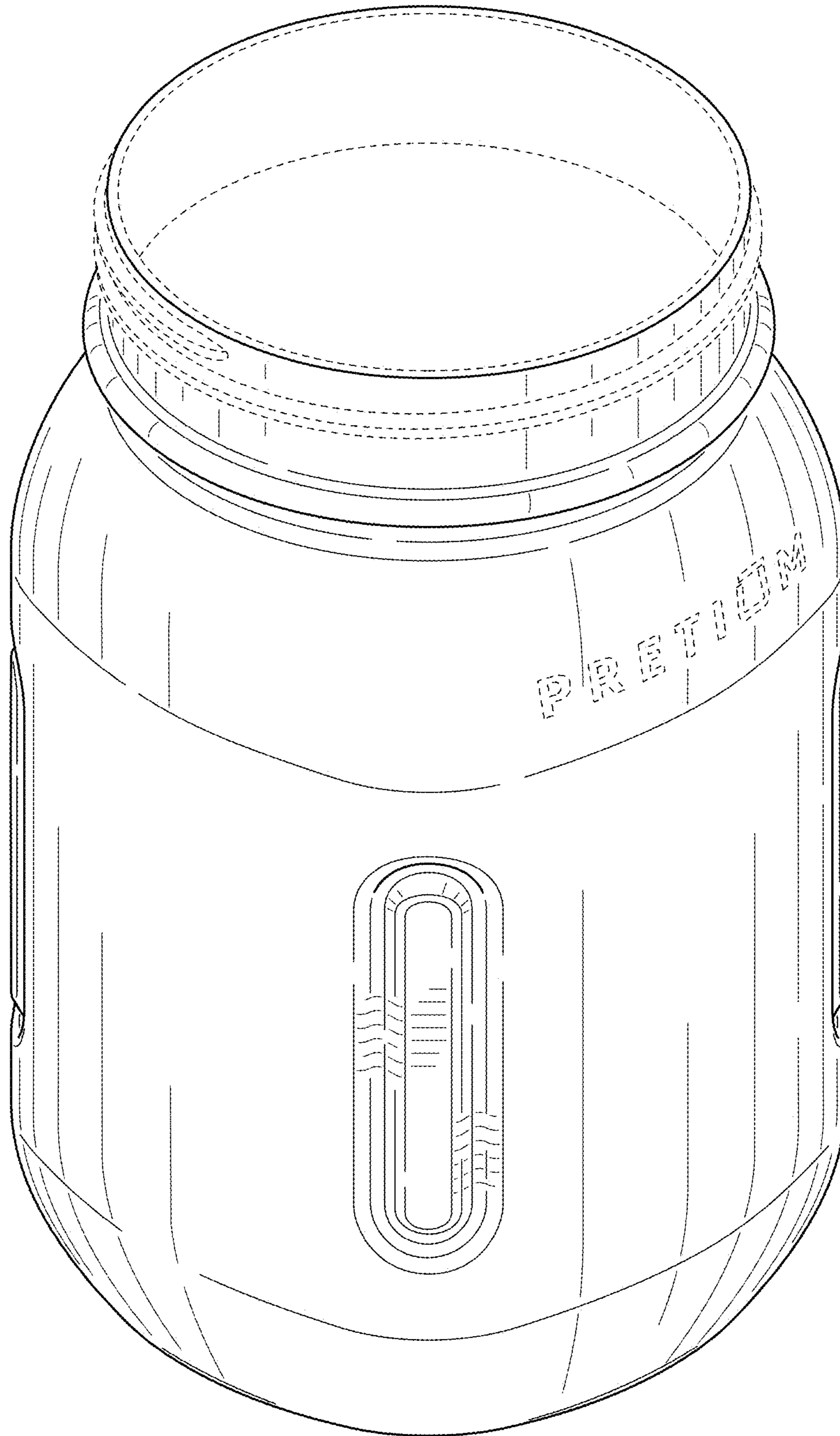


FIG. 1

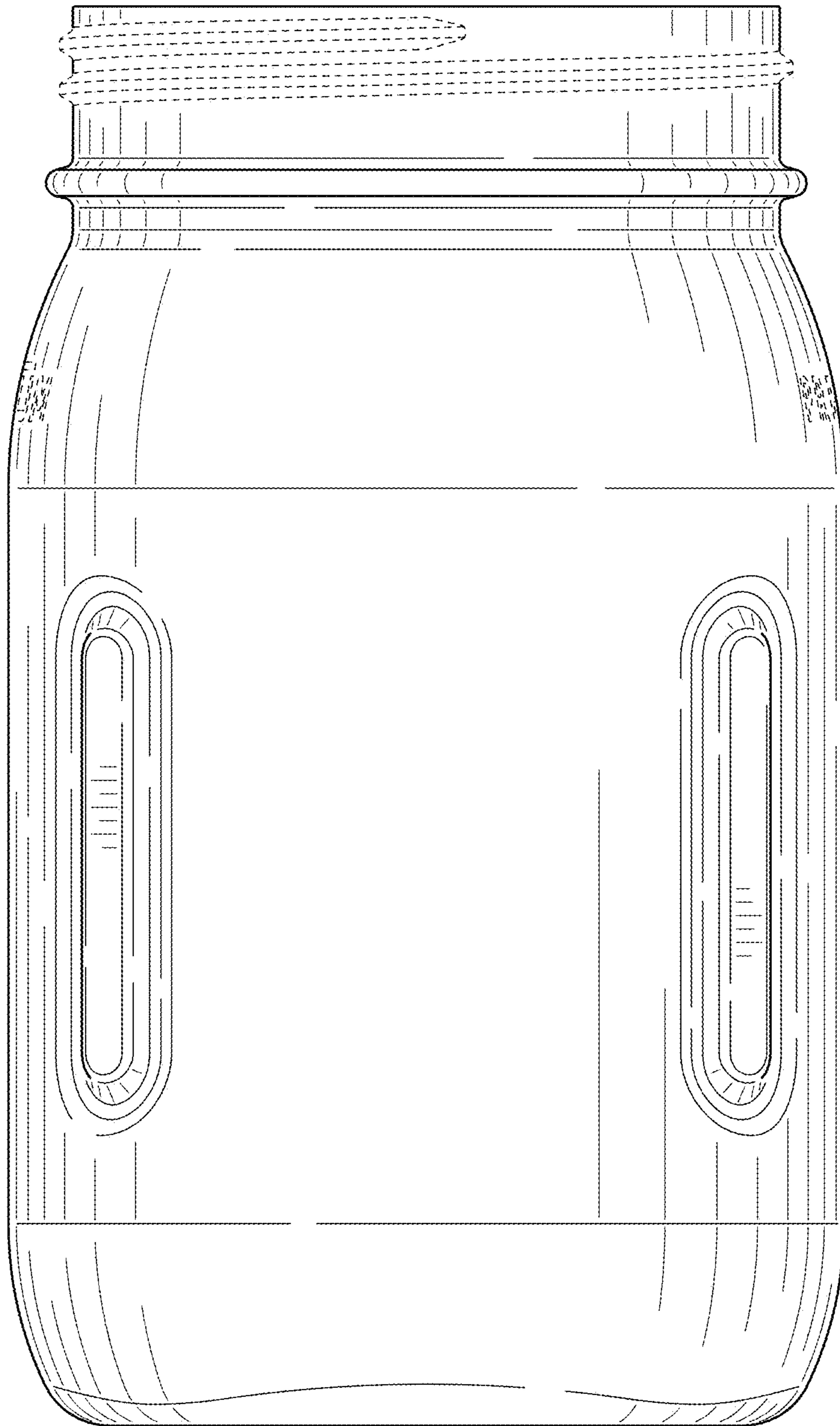


FIG. 2

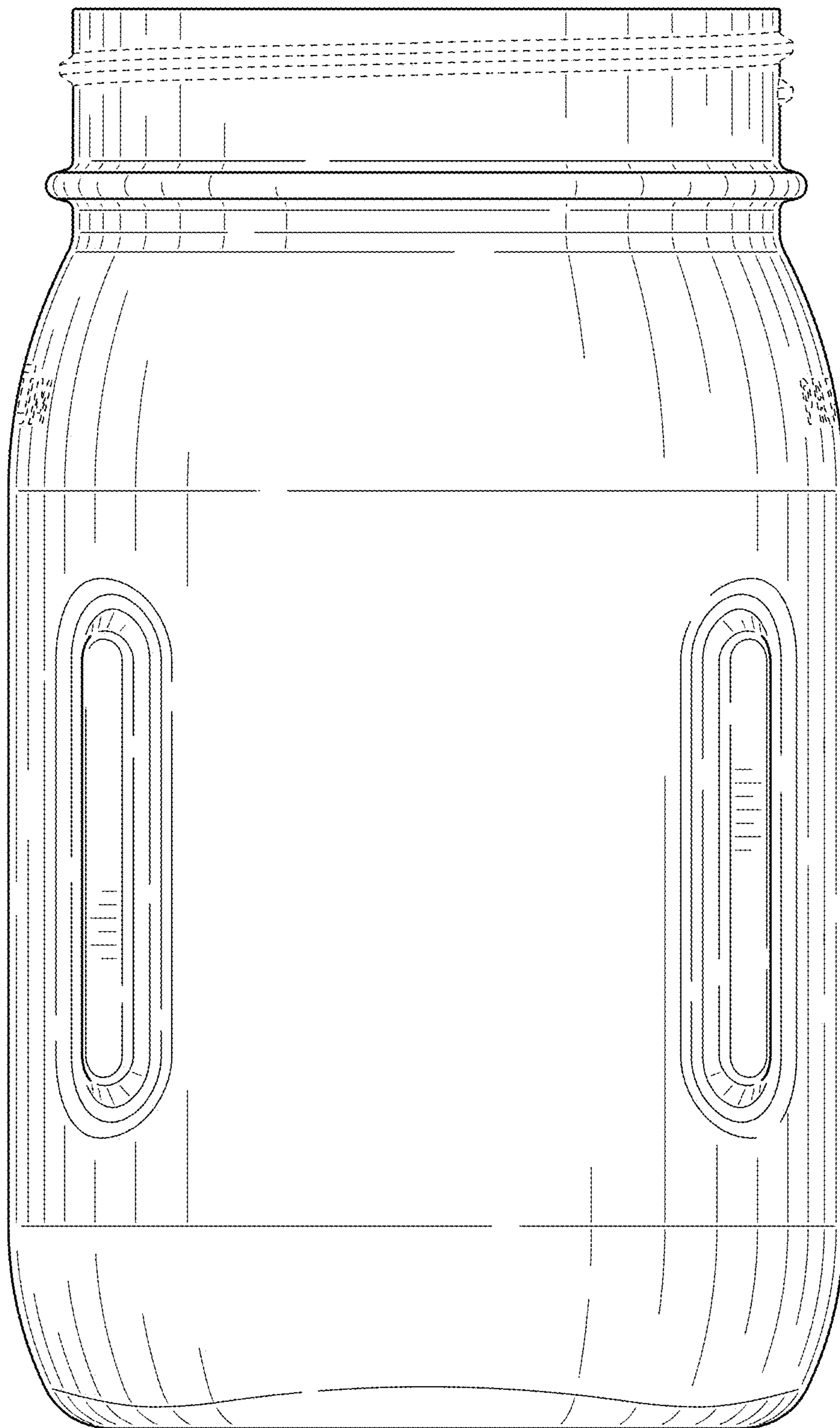


FIG. 3

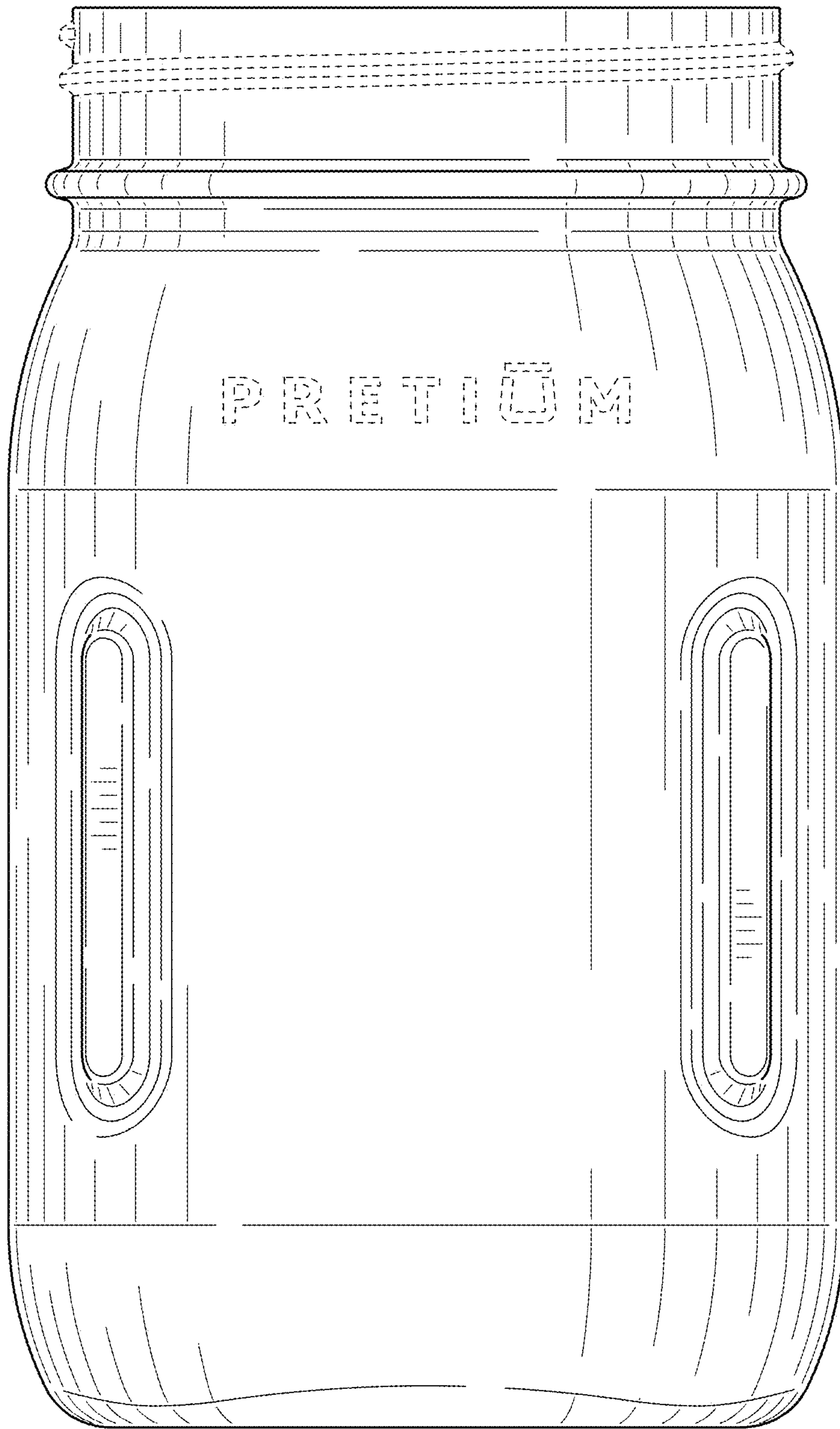


FIG. 4

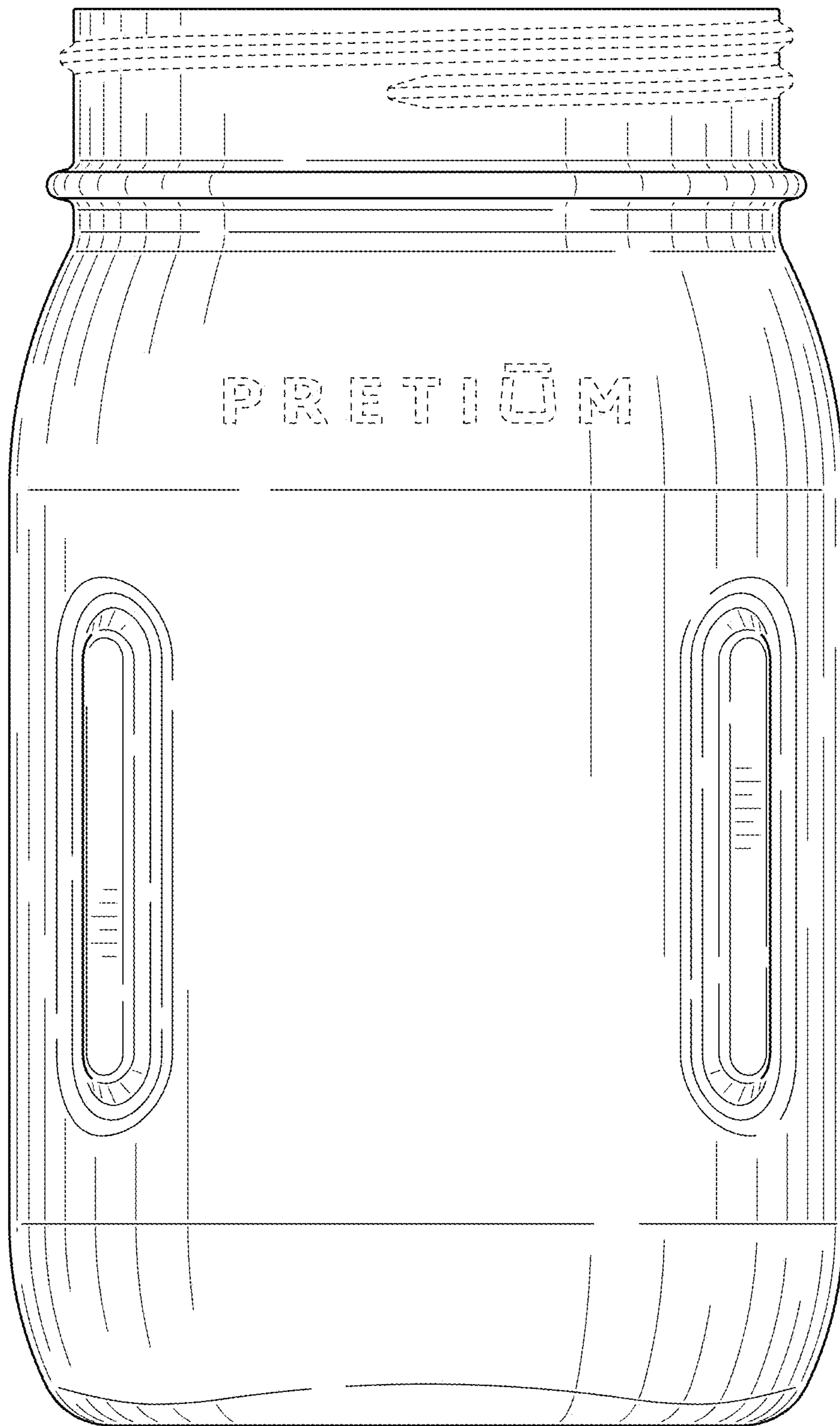


FIG. 5

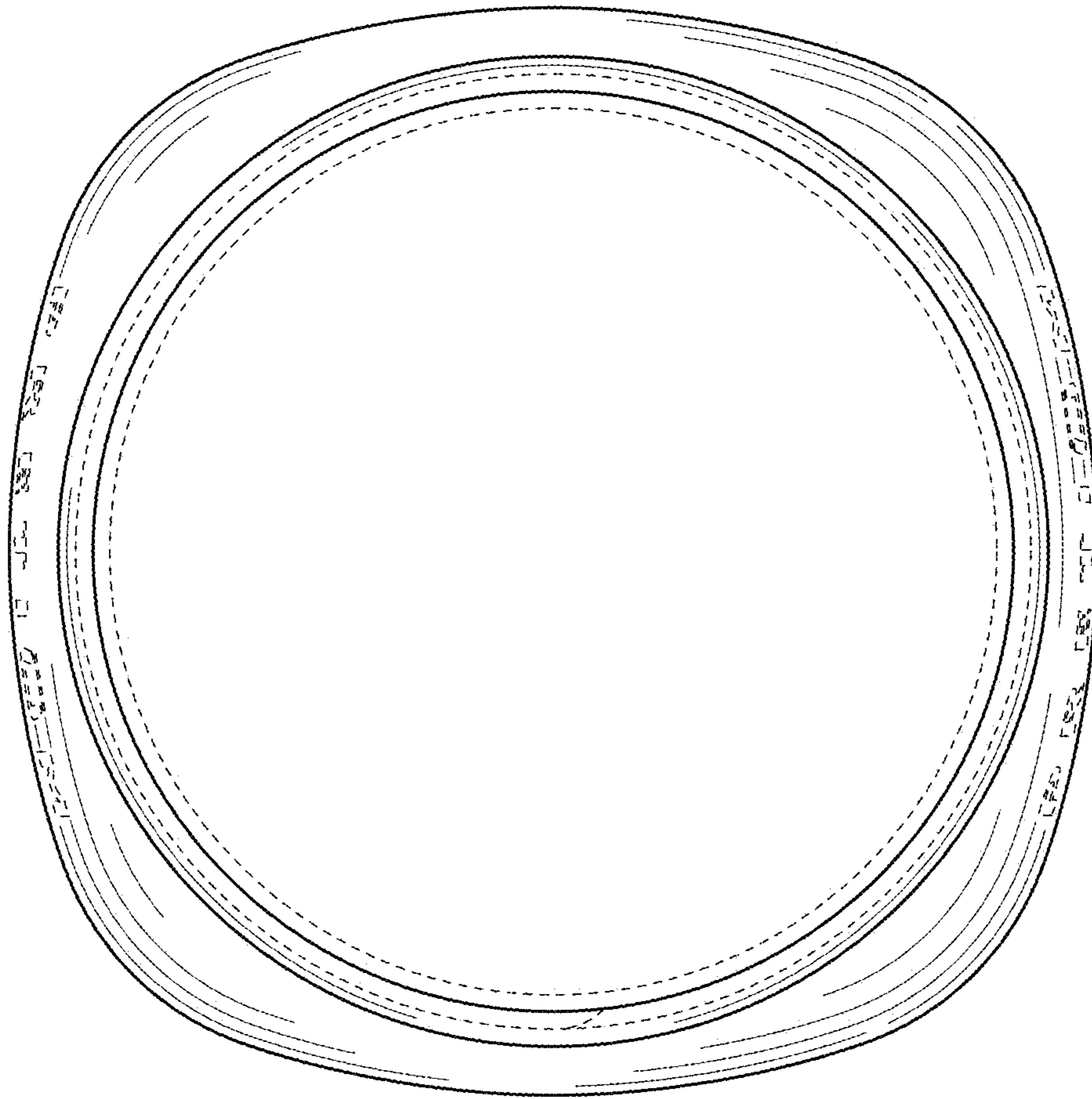


FIG. 6

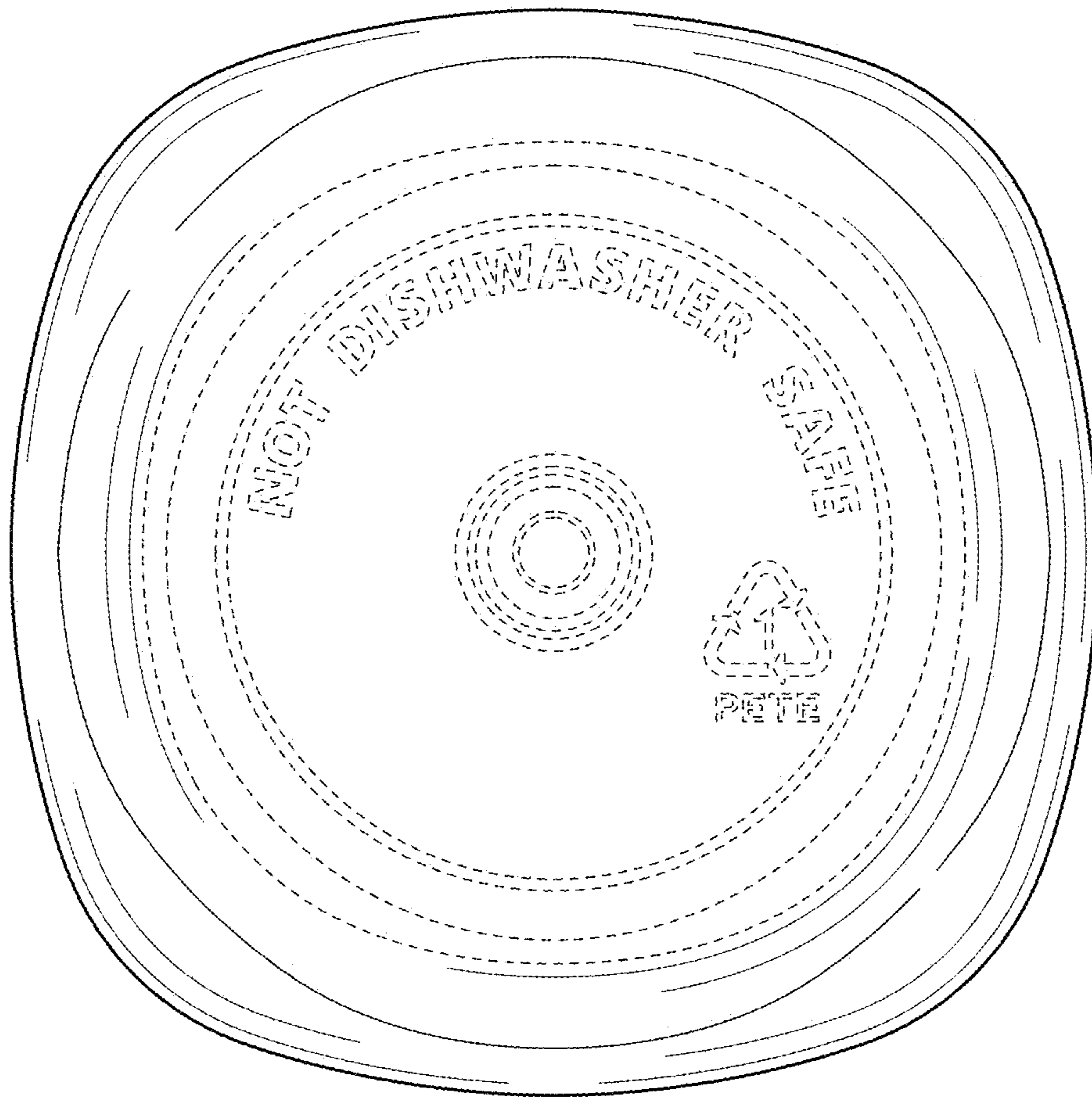


FIG. 7