



US00D885916S

(12) **United States Design Patent**
Leal Cerda

(10) **Patent No.:** **US D885,916 S**
(45) **Date of Patent:** **** Jun. 2, 2020**

(54) **SUPPORT POST FOR PACKAGING SYSTEM**

(71) Applicant: **CARGA SEGURA, S. DE R. L. MI,**
García (MX)

(72) Inventor: **Miguel Ángel Leal Cerda,** García
(MX)

(**) Term: **15 Years**

(21) Appl. No.: **29/658,978**

(22) Filed: **Aug. 3, 2018**

(51) **LOC (12) Cl.** **09-07**

(52) **U.S. Cl.**
USPC **D9/456**

(58) **Field of Classification Search**
USPC D3/304, 318, 319; D7/387, 388, 391,
D7/392.1, 396.1, 396.6, 403, 409, 504,
D7/511, 550.1, 553.1, 553.2, 566, 568,
D7/601, 602, 614, 615, 629, 701, 703,
D7/707, 708; D9/414, 416, 424, 425,
D9/426, 427, 428, 430, 432, 433, 434,
D9/435, 436, 456, 601, 602, 701, 703,
D9/707, 708, 715, 721, 732, 736, 756,
D9/761; D19/34.1, 34.2, 34.4, 75, 96,
D19/97; D25/119, 120, 121, 122, 123,
D25/126, 129, 138, 142; D6/300;
D20/43, 44
CPC B65B 11/045; B65B 31/028; B65D 91/04;
B65D 81/02; B65D 81/054; B65D 71/04;
B65D 5/04; B65D 5/105; B65D 5/5035;
B65D 5/0004; B65D 5/4212; B65D
5/503; E04F 19/02; E05F 5/06; A47G
19/30

See application file for complete search history.

(56) **References Cited**

U.S. PATENT DOCUMENTS

D28,085 S * 12/1897 Sandstrom D25/121
D251,019 S * 2/1979 Brady D25/119

D282,911 S * 3/1986 Nigro D8/373
D300,663 S * 4/1989 Liao D25/119
D312,882 S * 12/1990 Westphal D25/124
D336,525 S * 6/1993 Clemons D25/119
D367,817 S * 3/1996 Halpin 294/171
D484,544 S * 12/2003 Healy D20/43
D489,464 S * 5/2004 Barnett D25/119
D498,054 S * 11/2004 Moon D3/318
D505,211 S * 5/2005 Stanchfield D25/119
D549,849 S * 8/2007 Koeda D25/119
D561,354 S * 2/2008 Antonic D25/122
D597,743 S * 8/2009 Skinner D25/119
D626,839 S * 11/2010 Gross D25/119

(Continued)

OTHER PUBLICATIONS

Novostrat Corner Packaging Protector: Site Visited [Sep. 3, 2019].
Available from Internet URL: <https://novostrat.com/project/novoflex/>.

*

(Continued)

Primary Examiner — Catherine S Posthauer
(74) *Attorney, Agent, or Firm* — Michael W. Goltry;
Robert A. Parsons; Parsons & Goltry, PLLC

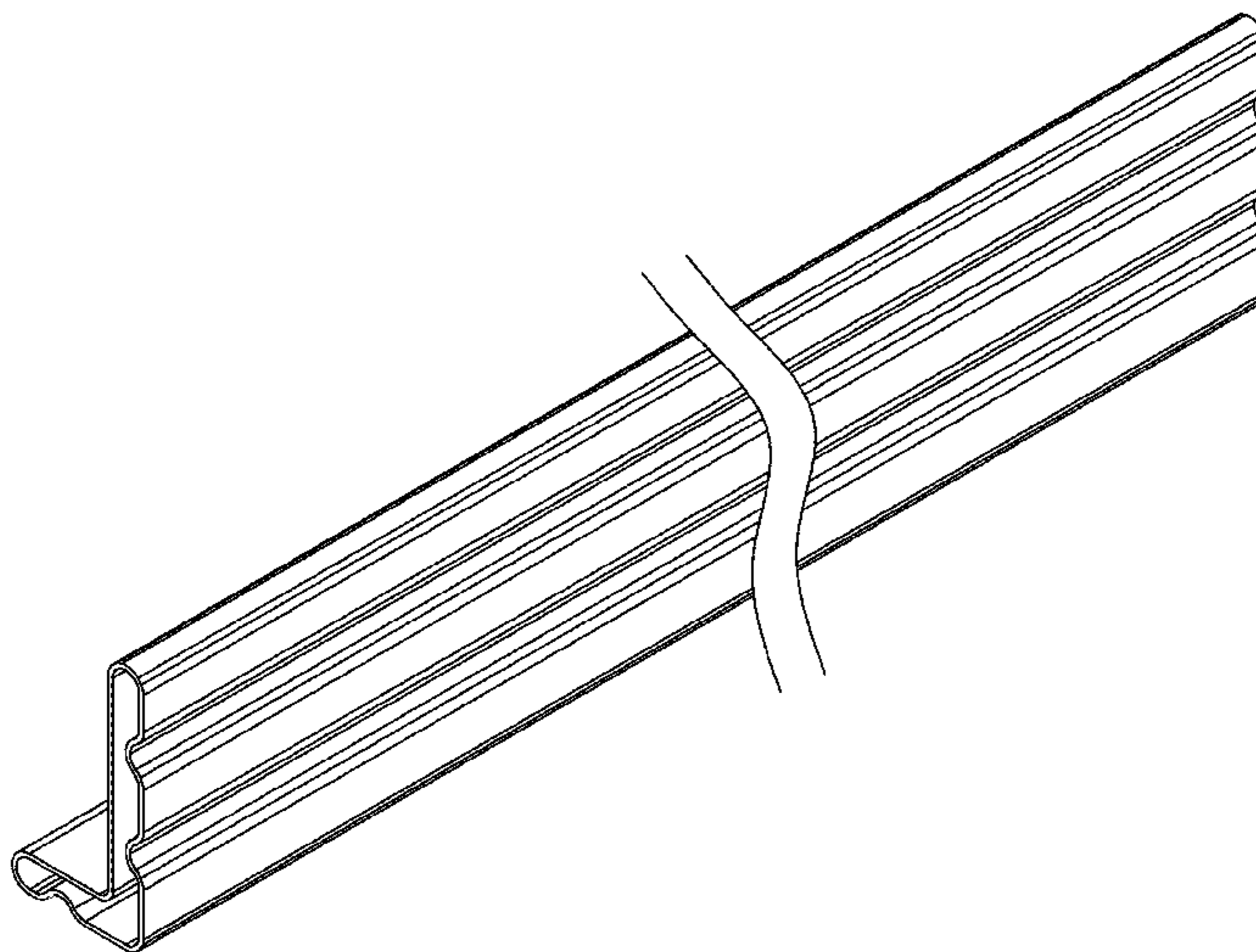
(57) **CLAIM**

The ornamental design for a support post for packaging system, as shown and described.

DESCRIPTION

FIG. 1 is a perspective view of a support post for packaging system showing my new design;
FIG. 2 is a top view thereof;
FIG. 3 is a bottom view thereof;
FIG. 4 is a right side view thereof;
FIG. 5 is a left side view thereof; and,
FIG. 6 is a front elevation view thereof, the rear elevation view being the mirror image thereof.
The article is shown with a symbolic break in the length. The appearance of any portion of the article between the break lines forms no part of the claimed design.

1 Claim, 6 Drawing Sheets



(56)

References Cited

U.S. PATENT DOCUMENTS

D661,813	S	*	6/2012	Walker	D25/38.1
D666,002	S	*	8/2012	Lai	D3/318
D670,502	S	*	11/2012	Wu	D3/318
D670,986	S	*	11/2012	Somers, III	D8/107
D681,337	S	*	5/2013	Wu	D3/318
D689,205	S	*	9/2013	Guertin	D25/121
D715,633	S	*	10/2014	Baker	D8/403
D717,652	S	*	11/2014	Rego Garcia de Alba	D9/456
D720,868	S	*	1/2015	Gori	D25/119
D742,546	S	*	11/2015	Singh	D25/119
D768,881	S	*	10/2016	Mumford, Sr.	D25/119
D769,459	S	*	10/2016	Mumford, Sr.	D25/119
D790,232	S	*	6/2017	Santos	D6/300
D796,579	S	*	9/2017	Souhala	D20/43
D822,228	S	*	7/2018	Wang	D25/119
D847,381	S	*	4/2019	Ksiezopolski	D25/119
D851,786	S	*	6/2019	Ksiezopolski	D25/119
2010/0000906	A1	*	1/2010	Muyskens	B65D 5/5033 206/586

OTHER PUBLICATIONS

Pallet Extrusion: Site Visited [Sep. 3, 2019]. Available from Internet
URL: https://www.bpfonline.co.uk/show_product.asp?id=32708&catid=3189.*

* cited by examiner

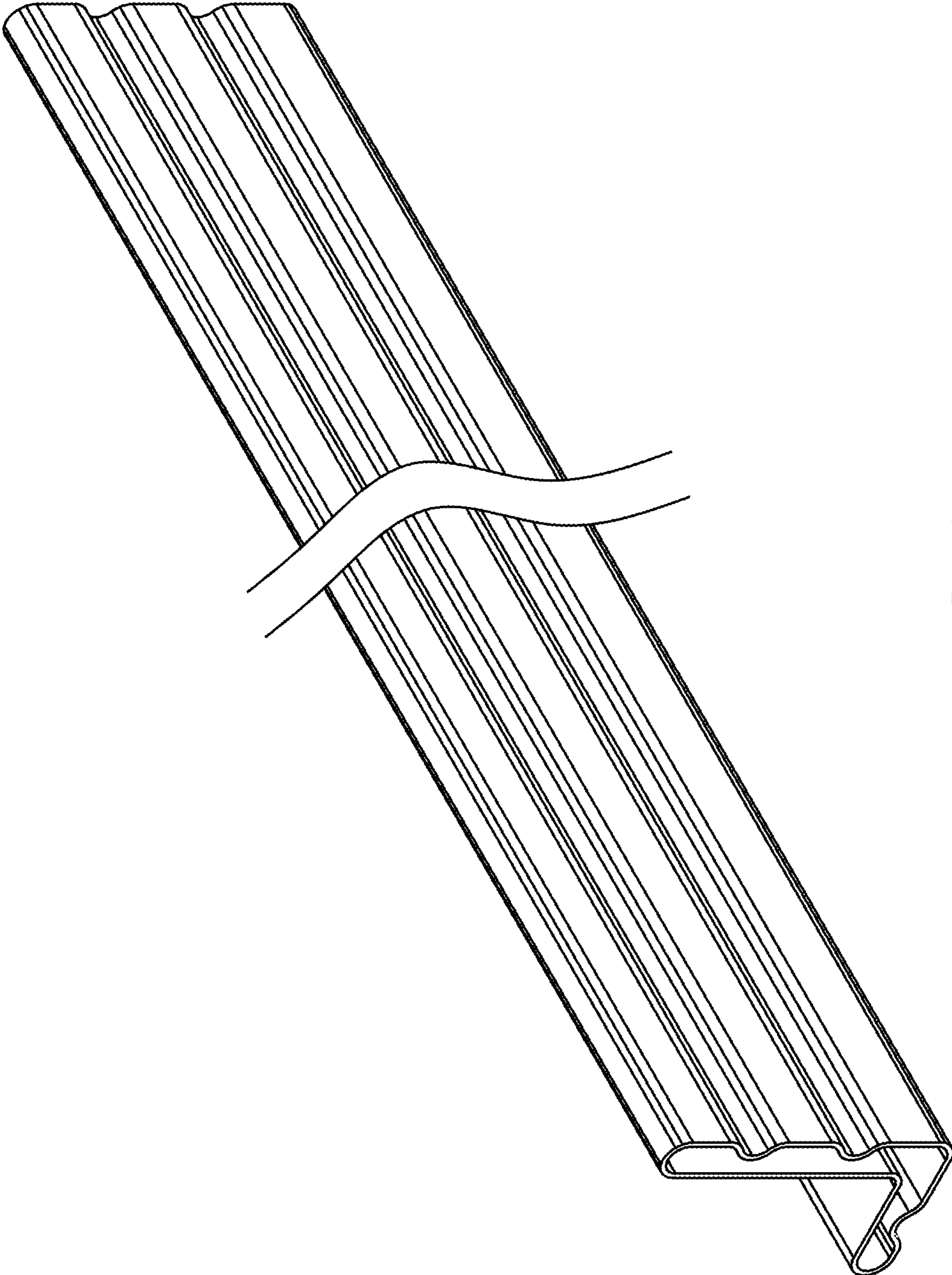


FIG. 1

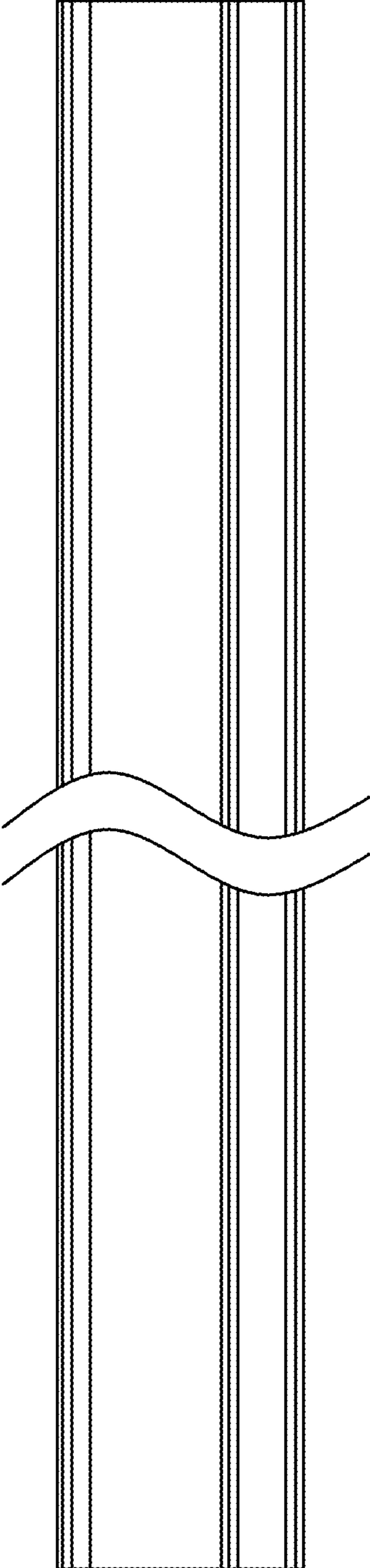


FIG. 2

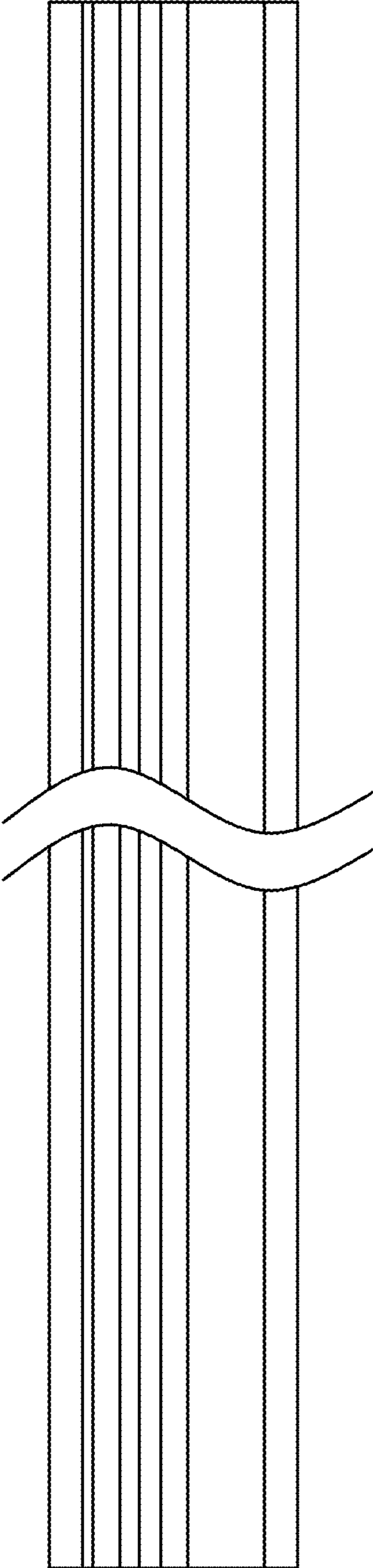


FIG. 3

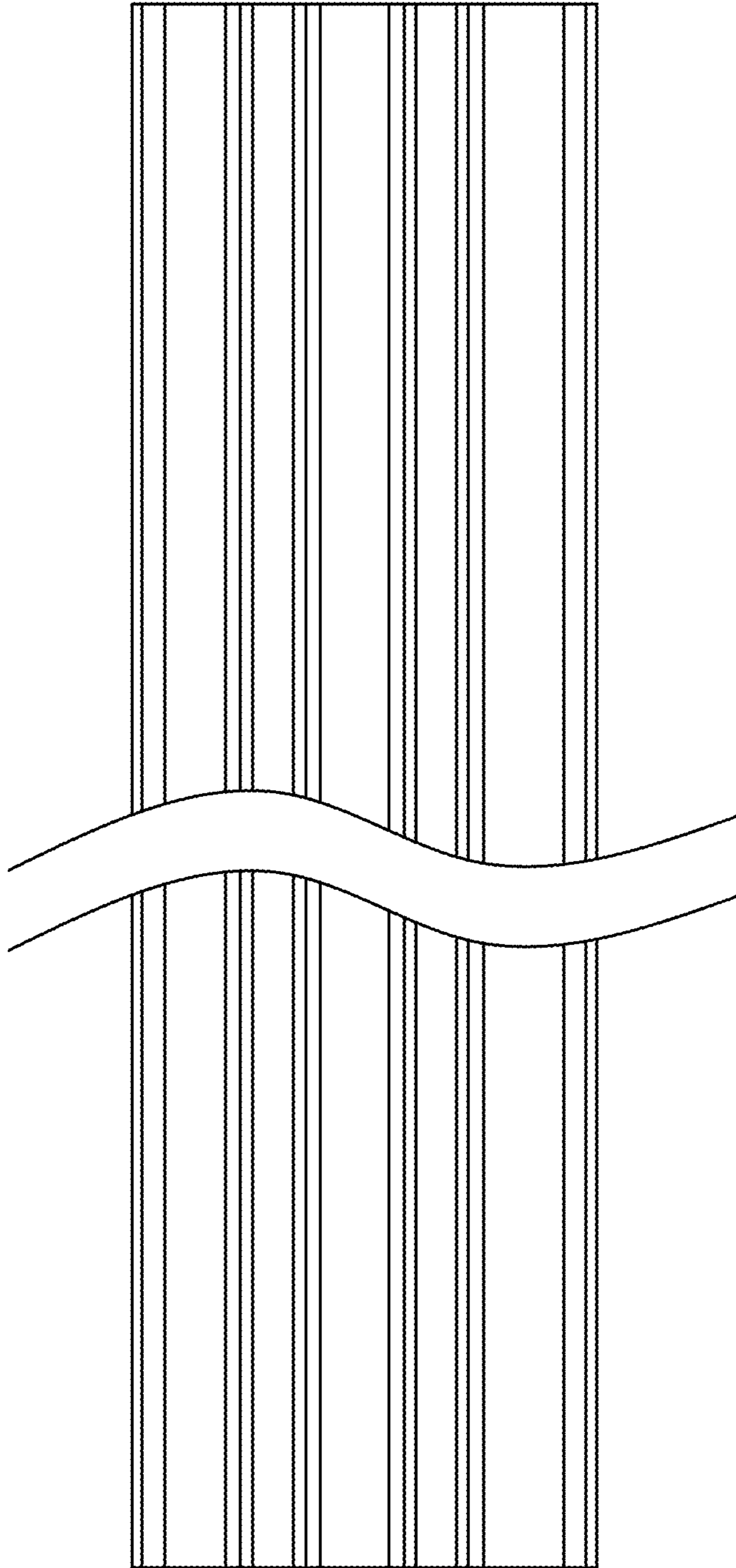


FIG. 4

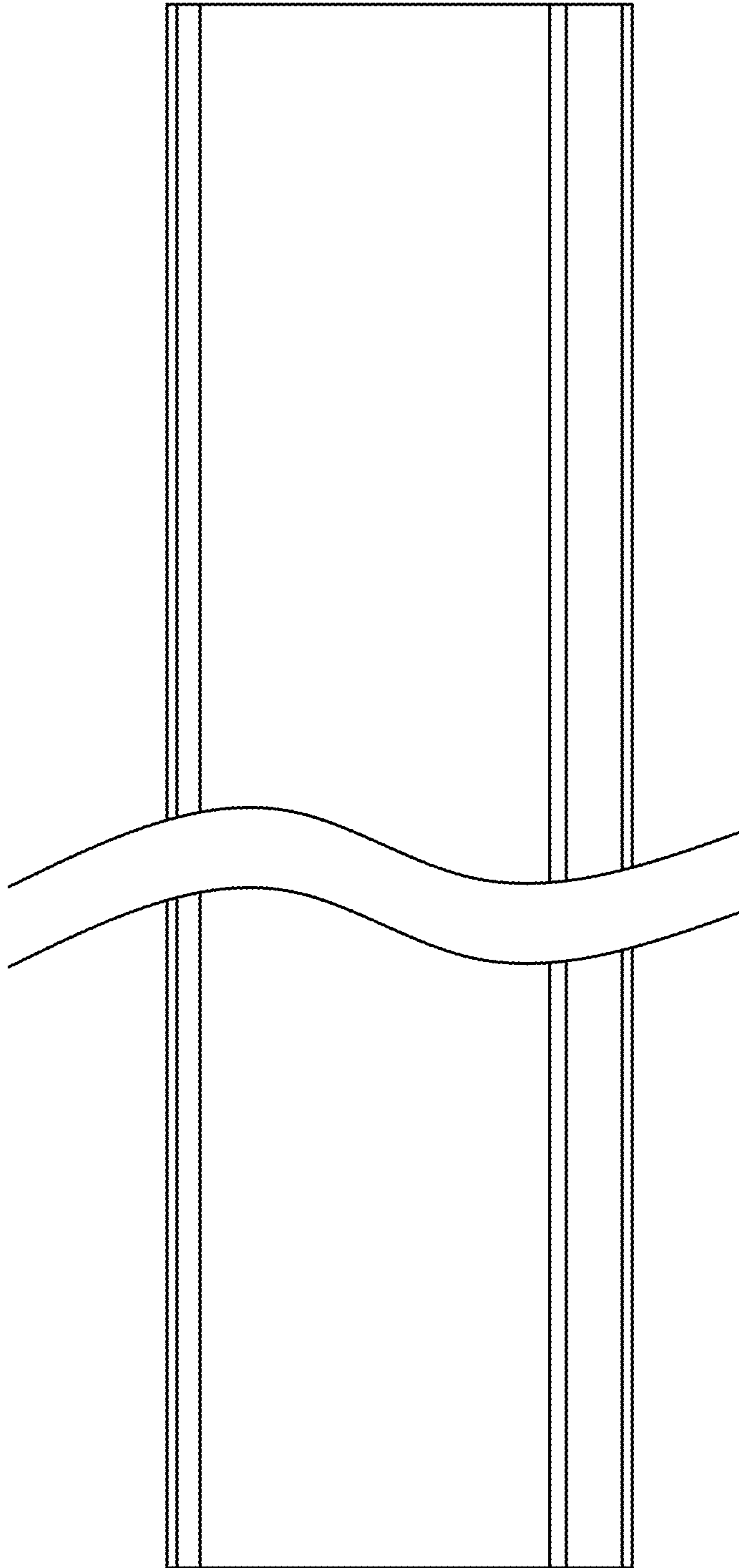


FIG. 5




FIG. 6