



US00D885880S

(12) **United States Design Patent** (10) **Patent No.:** **US D885,880 S**  
**Li** (45) **Date of Patent:** **\*\* Jun. 2, 2020**

(54) **LOCK NUT**  
(71) Applicant: **Sheng-Yong Li**, Irvine, CA (US)  
(72) Inventor: **Sheng-Yong Li**, Irvine, CA (US)  
(\*\*) Term: **15 Years**  
(21) Appl. No.: **29/613,978**  
(22) Filed: **Aug. 15, 2017**  
(51) **LOC (12) Cl.** ..... **08-08**  
(52) **U.S. Cl.**  
USPC ..... **D8/397**  
(58) **Field of Classification Search**  
USPC ..... 411/295, 393; D8/397, 394, 382, 349  
CPC ..... F16B 31/02; F16B 41/002; F16B 23/0061  
See application file for complete search history.

D637,901 S \* 5/2011 Hinton ..... D8/397  
D648,006 S \* 11/2011 Morishita ..... D23/259  
D649,031 S \* 11/2011 Rand ..... D8/397  
D656,392 S \* 3/2012 McKenna ..... D8/382  
D669,968 S \* 10/2012 Morishita ..... D23/259  
D684,455 S \* 6/2013 Relyea ..... D8/397  
D713,715 S \* 9/2014 Kury ..... D8/397  
D721,423 S \* 1/2015 Jacques ..... D23/260  
D738,714 S \* 9/2015 Kuhmichel ..... D8/397  
D748,227 S \* 1/2016 von Lepel ..... D23/260  
D749,197 S \* 2/2016 von Lepel ..... D23/260  
D749,198 S \* 2/2016 von Lepel ..... D23/260  
D749,199 S \* 2/2016 von Lepel ..... D23/260  
9,297,407 B2 \* 3/2016 Pudvah ..... F16B 41/002  
9,322,426 B2 \* 4/2016 Thomas ..... F16B 31/02  
D766,069 S \* 9/2016 Miller ..... D8/349  
D766,075 S \* 9/2016 Milbank ..... D8/394  
9,593,707 B2 \* 3/2017 Weis ..... F16B 37/14  
9,624,962 B2 \* 4/2017 Unseld ..... F16B 37/00  
D787,927 S \* 5/2017 Baiz ..... D8/397  
D793,853 S \* 8/2017 Baiz ..... D8/397

(Continued)

(56) **References Cited**  
U.S. PATENT DOCUMENTS

D134,789 S \* 1/1943 Gade ..... 411/276  
2,440,944 A \* 5/1948 Green ..... F16B 39/286  
411/282  
D157,484 S \* 2/1950 Gade ..... 411/437  
3,543,826 A \* 12/1970 Forgaard ..... F16B 39/284  
411/284  
D223,231 S \* 4/1972 Miller ..... D8/385  
3,693,495 A \* 9/1972 Wagner ..... F16B 23/003  
411/377  
D273,561 S \* 4/1984 Ozaki ..... D8/397  
5,324,149 A \* 6/1994 Bainbridge ..... F16B 37/14  
411/377  
5,810,532 A \* 9/1998 Huang ..... F16B 37/14  
411/377  
D484,785 S \* 1/2004 Plumer ..... D8/397  
D488,715 S \* 4/2004 Plumer ..... D8/397  
D513,380 S \* 1/2006 Bruni ..... D8/397  
D551,269 S \* 9/2007 Burke, III ..... D15/139  
D627,039 S \* 11/2010 Yu ..... D23/260  
D634,343 S \* 3/2011 Burke, III ..... D15/139

Primary Examiner — Cynthia R Underwood  
(74) Attorney, Agent, or Firm — Umberg Zipser LLP

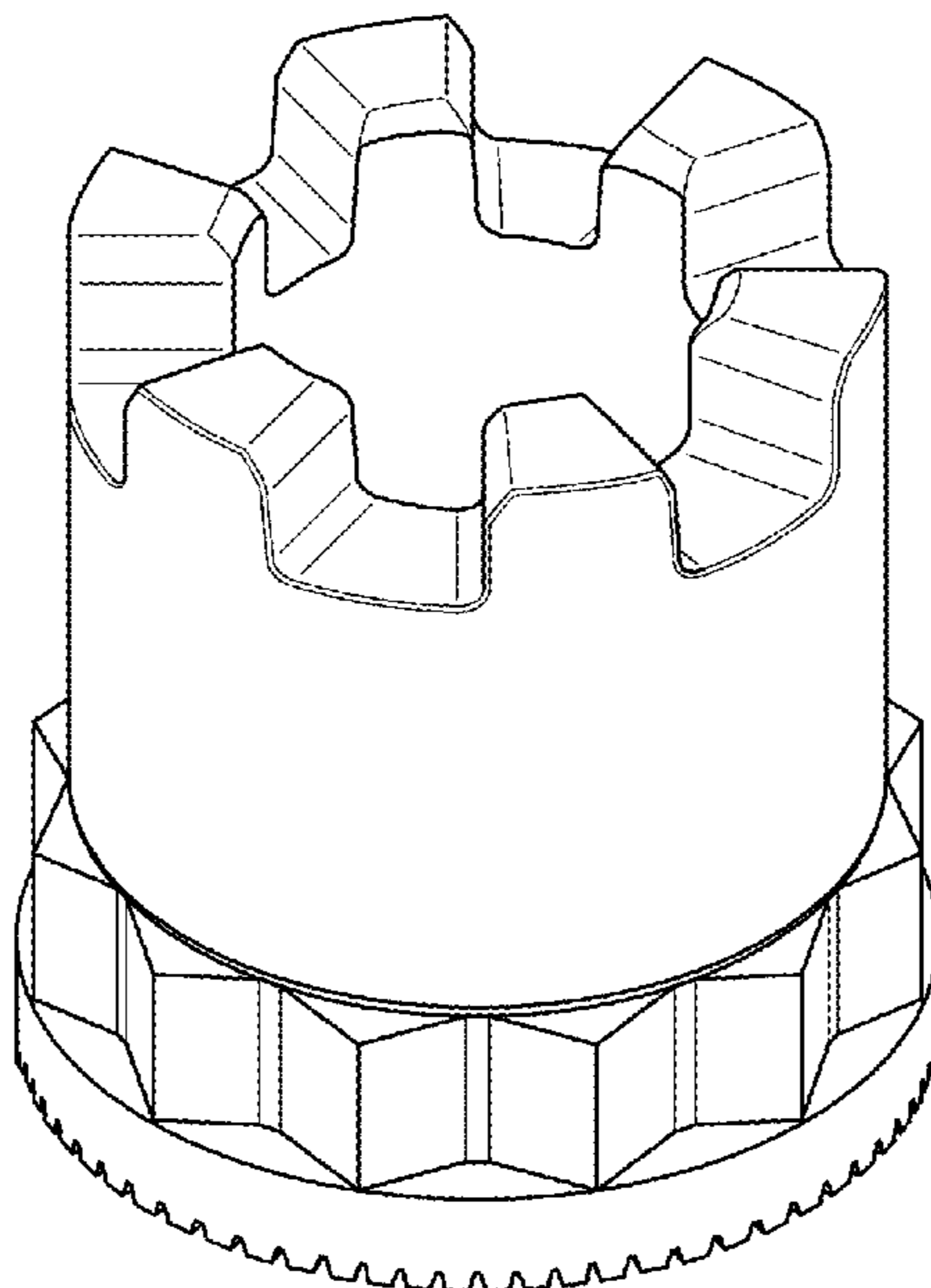
(57) **CLAIM**

The ornamental design for an lock nut, as shown and described.

**DESCRIPTION**

FIG. 1 is a perspective view of an lock nut showing my new design;  
FIG. 2 is a front elevational view thereof;  
FIG. 3 is a rear elevational view thereof;  
FIG. 4 is a left side elevational view thereof;  
FIG. 5 is a right side elevational view thereof;  
FIG. 6 is a top plan view thereof; and,  
FIG. 7 is a bottom plan view thereof.  
The broken lines represent environment and form no part of the claim.

**1 Claim, 4 Drawing Sheets**





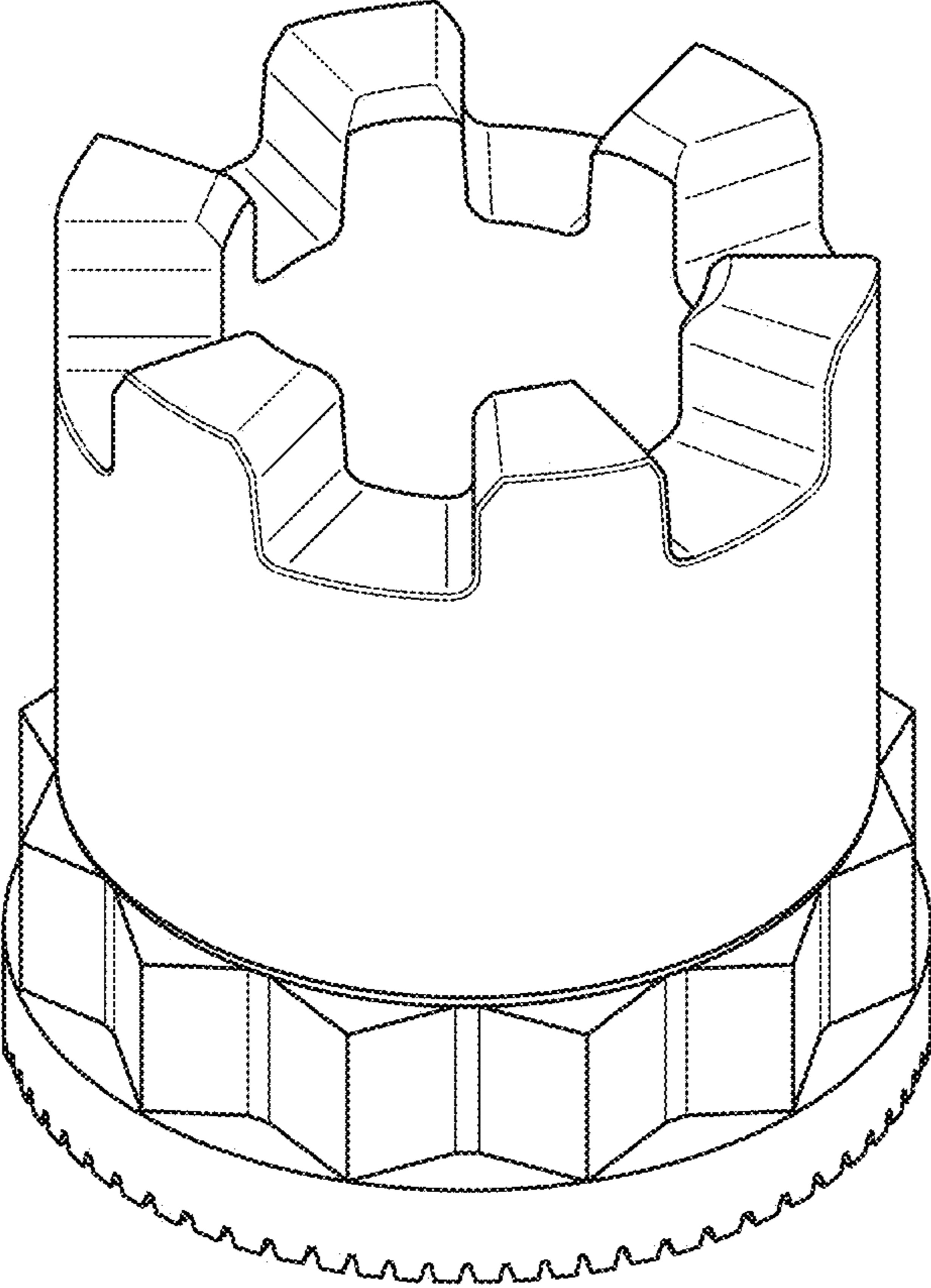


FIG. 1

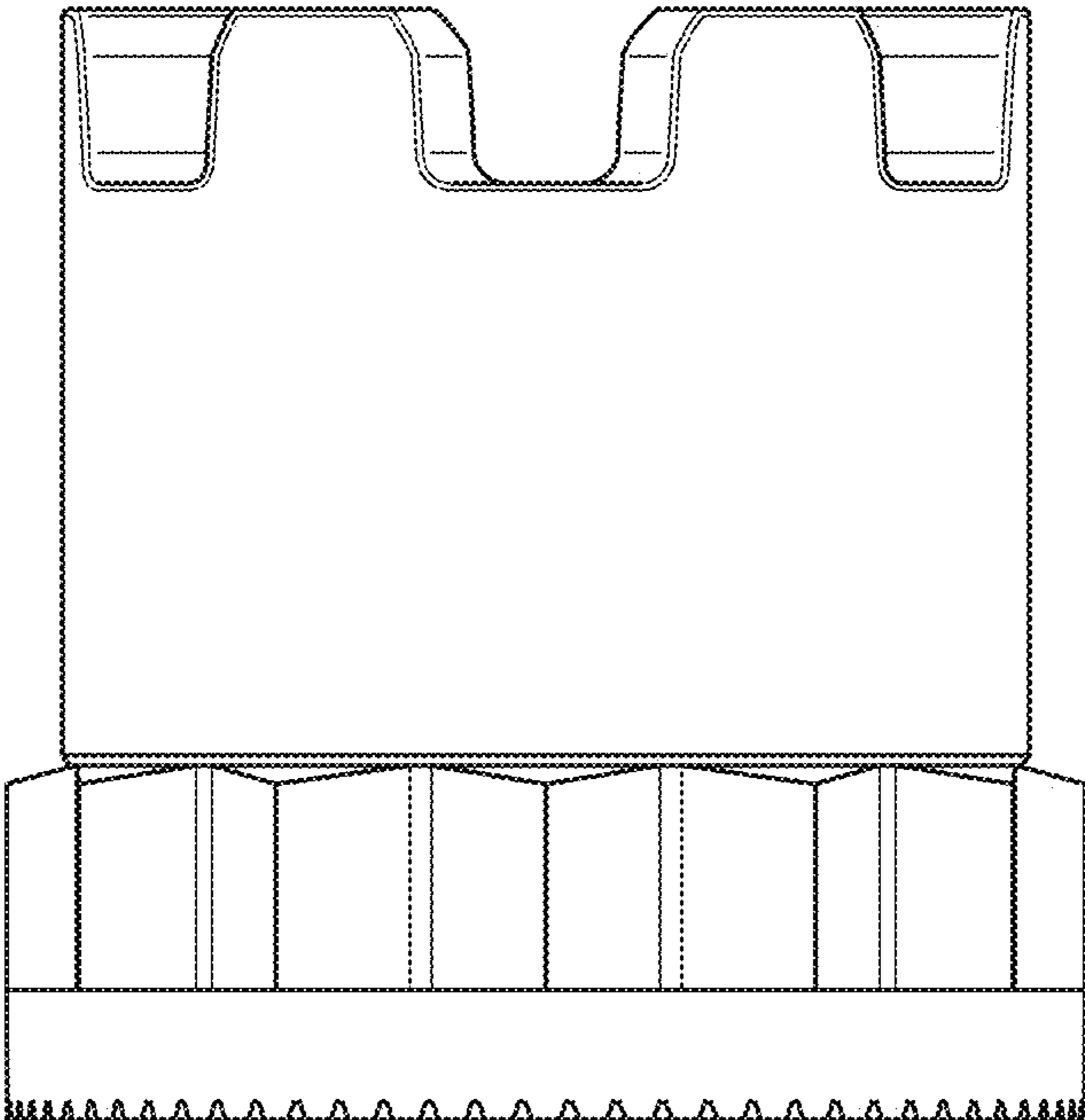


FIG. 2

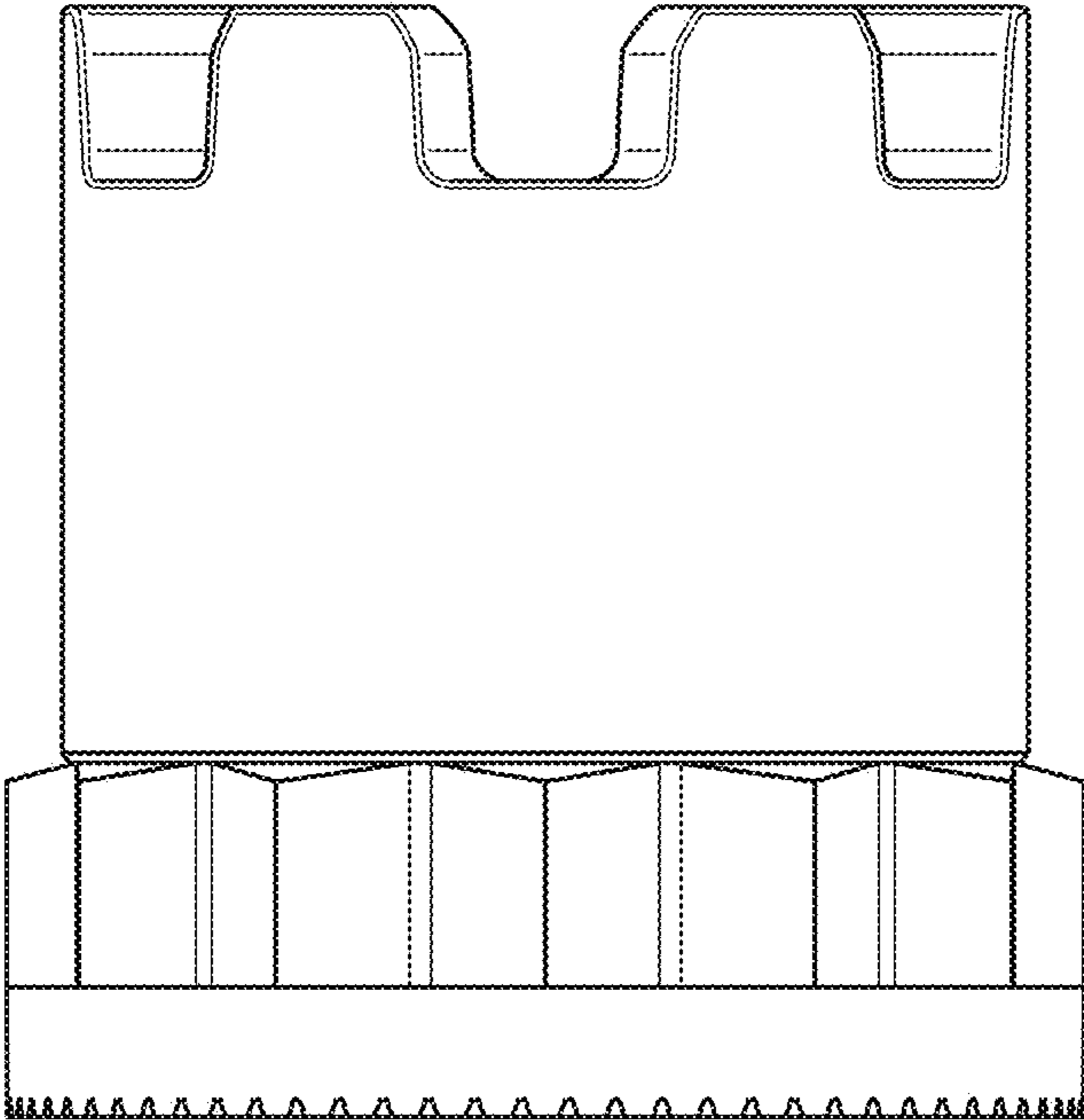


FIG. 3

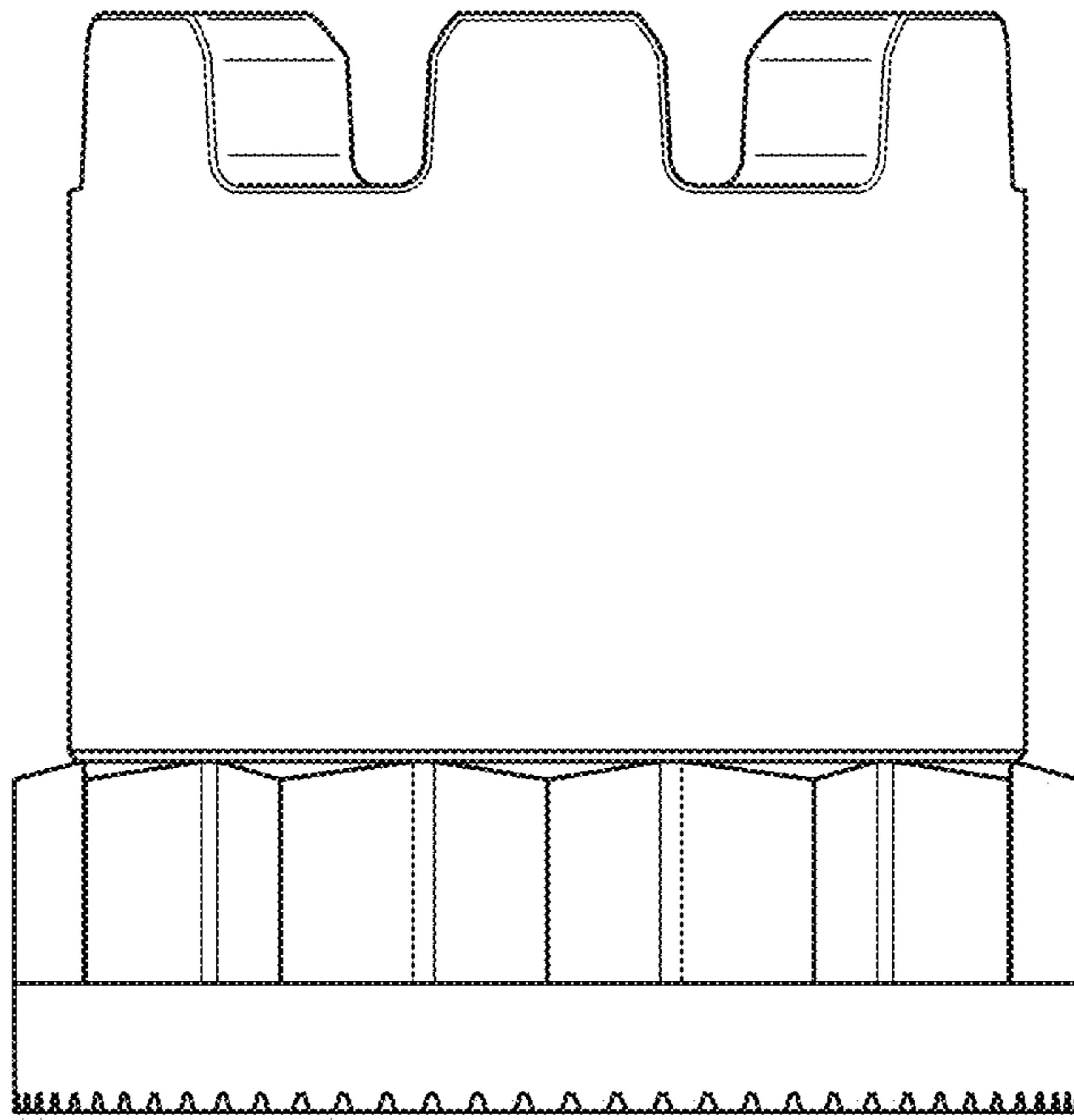


FIG. 4

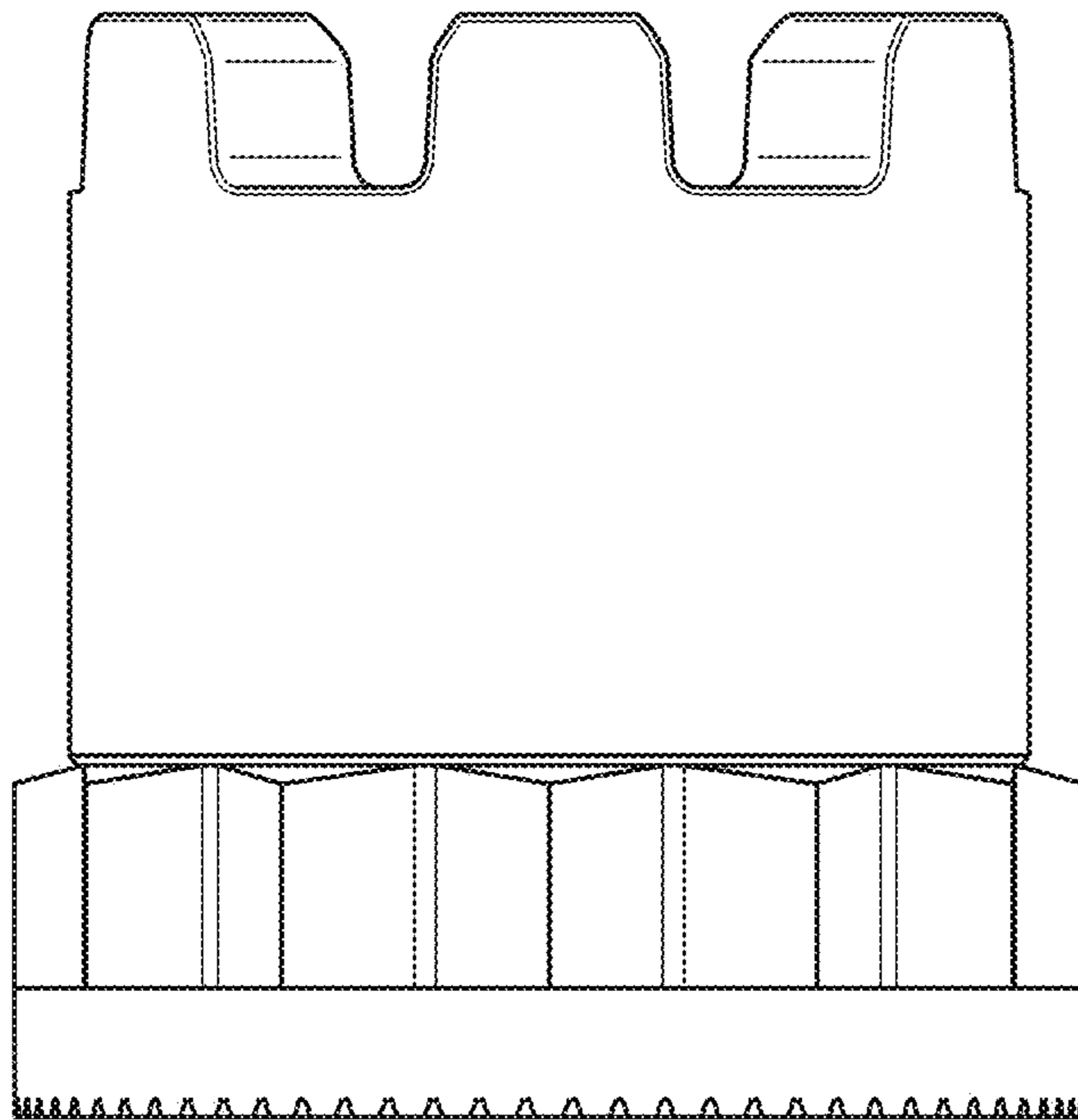


FIG. 5

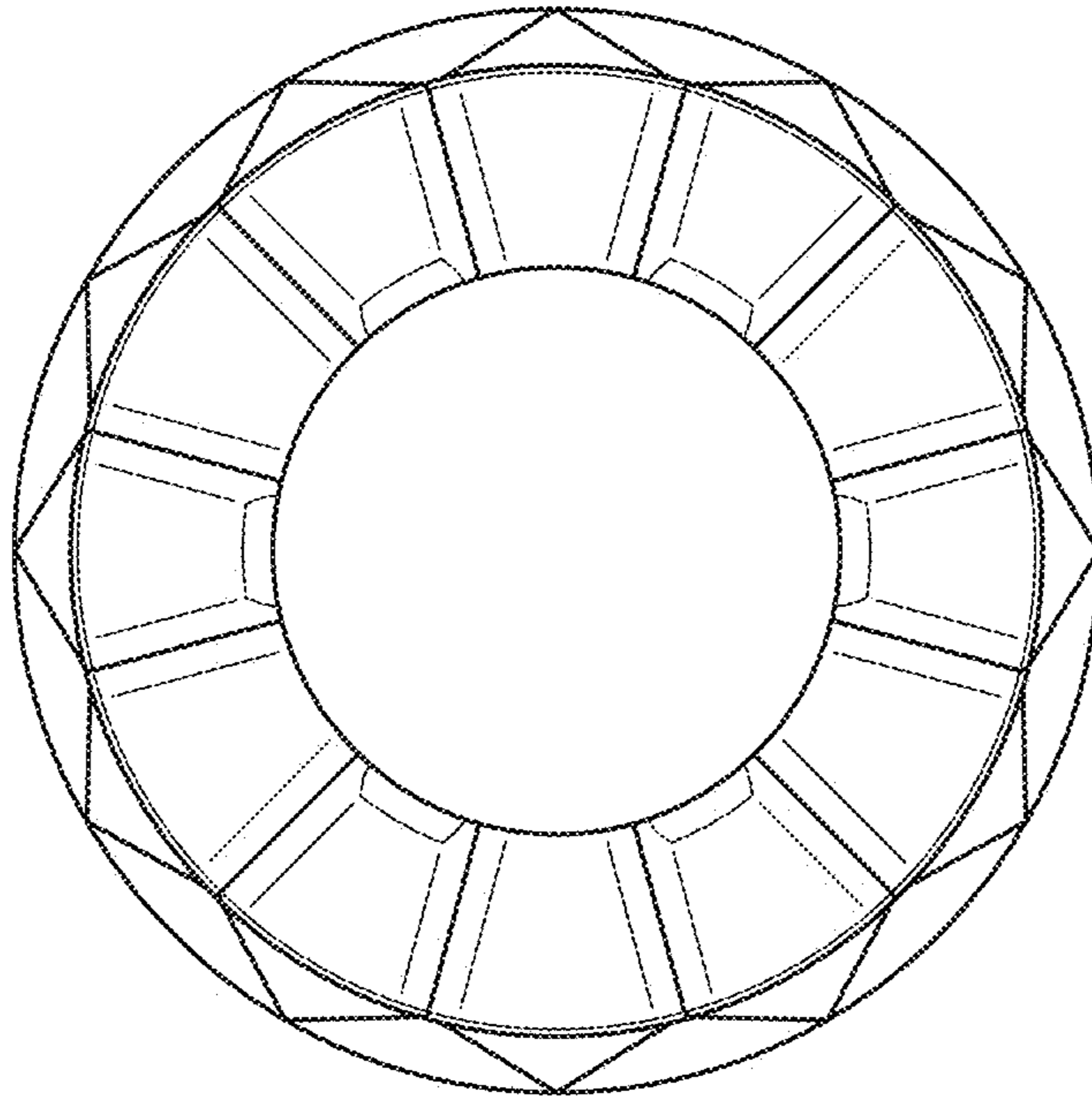


FIG. 6

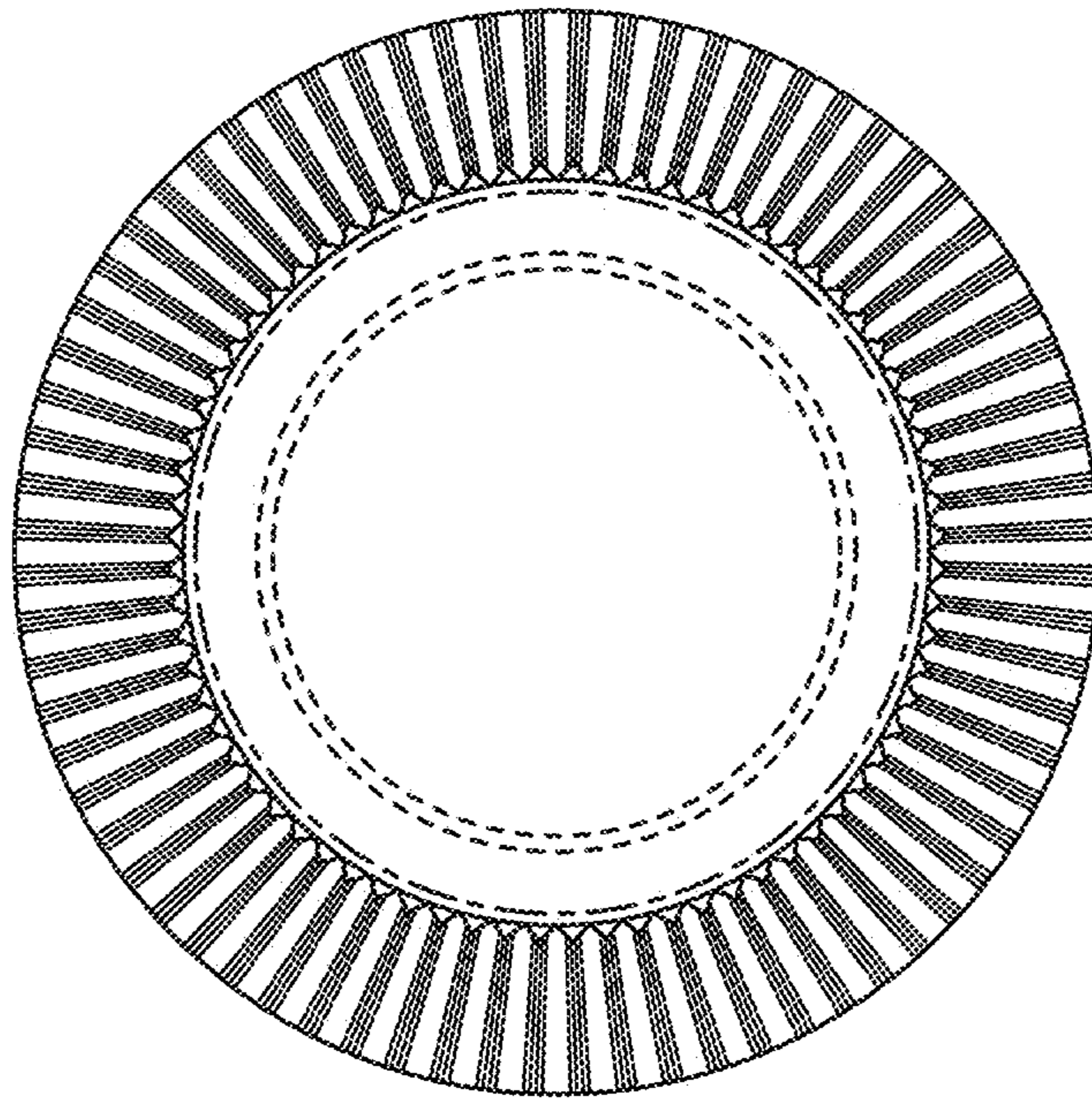


FIG. 7