



US00D885878S

(12) **United States Design Patent** (10) **Patent No.:** **US D885,878 S**  
**Witherbee et al.** (45) **Date of Patent:** **\*\* Jun. 2, 2020**

(54) **PIPE SADDLE** D326,927 S 6/1992 Catalina  
D363,016 S 10/1995 Sippelle, III et al.  
(71) Applicant: **Eaton Intelligent Power Limited,** D364,555 S 11/1995 Neiert  
Dublin (IE) D375,453 S 11/1996 Fleck  
5,642,557 A 7/1997 Clews  
(72) Inventors: **Martin Lee Witherbee,** Godfrey, IL 5,816,684 A \* 10/1998 Yu ..... F21V 21/06  
(US); **Robert John Reese,** 362/191  
Edwardsville, IL (US) D426,577 S 6/2000 Mackey et al.  
D438,453 S 3/2001 Nelson et al.  
(73) Assignee: **Eaton Intelligent Power Limited,** 6,224,025 B1 5/2001 Alvarez  
Dublin (IE) D443,198 S 6/2001 Snyder  
D473,128 S 4/2003 Costa  
6,691,742 B1 \* 2/2004 Cooper ..... F16L 3/14  
138/106  
(\*\*) Term: **15 Years** D550,540 S \* 9/2007 Nawrocki ..... D8/354  
D554,978 S \* 11/2007 Radke ..... D8/354  
(21) Appl. No.: **29/703,280** D561,552 S 2/2008 Tsuchida  
(22) Filed: **Aug. 26, 2019**

**Related U.S. Application Data**

(62) Division of application No. 29/656,663, filed on Jul. 15, 2018.  
(51) **LOC (12) Cl.** ..... **08-08**  
(52) **U.S. Cl.**  
USPC ..... **D8/396**  
(58) **Field of Classification Search**  
USPC ..... D8/394-399, 354, 355, 356, 59, 71-74;  
D7/683, 685, 686; D15/140; D24/143;  
D6/684; 248/62, 63, 72, 74.1, 689,  
248/124.2; 81/487, 385, 386, 388-390;  
269/3, 4, 6, 143, 165, 240, 243, 246-249,  
269/254 R, 147-149; 29/256, 257, 276;  
408/103, 104-109  
CPC ..... B25B 1/00; B25B 5/00; B25B 1/2478;  
B25B 1/103; B25B 1/22; B25B 1/2405;  
B25B 1/2457  
See application file for complete search history.

**References Cited**

**U.S. PATENT DOCUMENTS**

D228,738 S \* 10/1973 Rubin de Cervin Albrizzi .....  
D8/394  
D306,553 S 3/1990 Rumpel

**FOREIGN PATENT DOCUMENTS**

WO 2017173047 A1 10/2017  
*Primary Examiner* — Nathan M Johnston  
(74) *Attorney, Agent, or Firm* — Stinson LLP

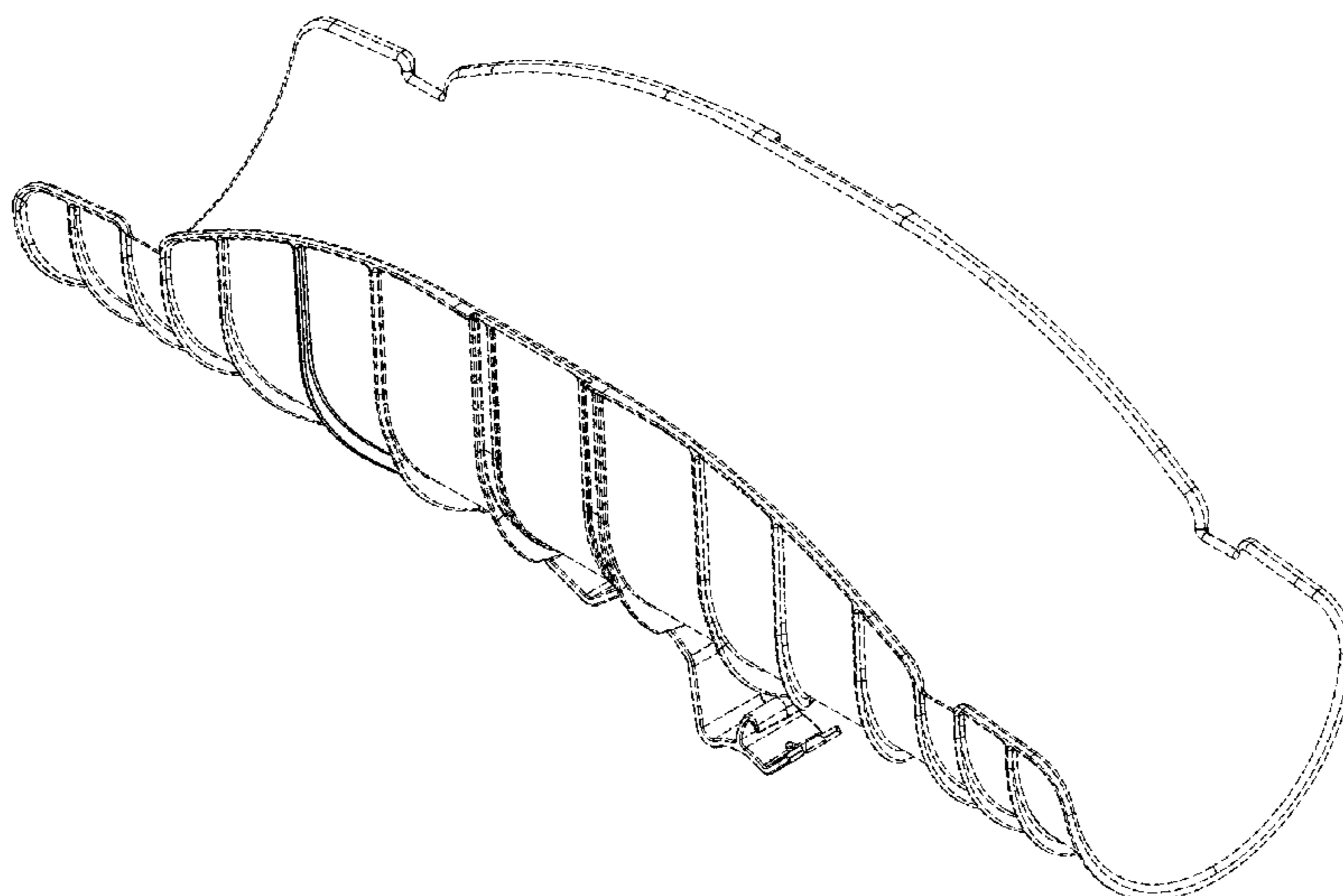
(57) **CLAIM**

The ornamental design for a pipe saddle, as shown and described.

**DESCRIPTION**

FIG. 1 is a perspective of a pipe saddle showing our new design;  
FIG. 2 is a front elevational view of the pipe saddle;  
FIG. 3 is a right elevational view of the pipe saddle;  
FIG. 4 is a top plan view of the pipe saddle;  
FIG. 5 is a rear elevational view of the pipe saddle;  
FIG. 6 is a left elevational view of the pipe saddle; and,  
FIG. 7 is a bottom plan view of the pipe saddle.  
The broken lines show portions of the design that form no part of the claimed design.

**1 Claim, 7 Drawing Sheets**



(56)

References Cited

U.S. PATENT DOCUMENTS

D563,771 S	3/2008	Prechtel et al.	D782,928 S	4/2017	Takakuwa et al.
7,677,505 B2	3/2010	Deichman	D784,118 S	4/2017	Reddy
7,744,041 B2	6/2010	Boudreau	D802,103 S	11/2017	Boudreau et al.
D637,457 S *	5/2011	Thompson ..... D7/600.1	9,808,845 B2	11/2017	Rebholz et al.
8,038,105 B2	10/2011	Deichman	D808,255 S	1/2018	Pittman
8,074,943 B2	12/2011	Boudreau et al.	D810,536 S *	2/2018	Hikoyama ..... D8/72
D669,135 S *	10/2012	Garfinkle ..... D20/43	9,903,524 B2	2/2018	Lange et al.
8,297,561 B1	10/2012	Montplaisir	D813,660 S	3/2018	Tyner
D672,004 S *	12/2012	Stracener ..... D22/108	D815,517 S	4/2018	Van Fleet
D691,032 S	10/2013	Chen	D821,188 S	6/2018	Smullen
8,763,960 B1	7/2014	Moore et al.	D822,455 S *	7/2018	Stahl ..... D8/354
D712,729 S *	9/2014	Cushing ..... D8/395	D822,830 S *	7/2018	Aten ..... D24/128
D713,242 S *	9/2014	Magan ..... D8/396	D823,095 S *	7/2018	Stahl ..... D8/354
8,833,705 B2	9/2014	Bragagna et al.	D824,756 S	8/2018	Fischer et al.
8,839,546 B2 *	9/2014	Taylor ..... F41C 33/007 42/107	D830,149 S	10/2018	Pippus
8,915,110 B1	12/2014	Moore et al.	D830,153 S *	10/2018	Sadofsky ..... D8/354
8,919,704 B2	12/2014	Lee et al.	D836,428 S *	12/2018	Pittman ..... D8/382
D736,768 S *	8/2015	Kuwabara ..... D14/344	D838,471 S *	1/2019	Young ..... D3/201
D740,110 S *	10/2015	Luoma ..... D8/394	D854,192 S *	7/2019	Rokvic ..... D25/124
D747,181 S	1/2016	Hikoyama	D868,574 S *	12/2019	Pittman ..... D8/396
D747,636 S	1/2016	Maher	2005/0116129 A1 *	6/2005	Boudreau ..... F16L 3/24 248/228.7
D753,468 S	4/2016	Weger	2007/0114338 A1 *	5/2007	Boudreau ..... F16L 3/10 248/58
9,360,139 B1	6/2016	Clement et al.	2008/0203239 A1 *	8/2008	Deichman ..... F16L 3/1008 248/58
D760,583 S	7/2016	Weilage	2016/0208979 A1	7/2016	Lange et al.
D773,696 S *	12/2016	Molinelli ..... D25/136	2017/0015021 A1	1/2017	Botsolas, Jr. et al.
			2017/0284589 A1	10/2017	Boudreau et al.

\* cited by examiner

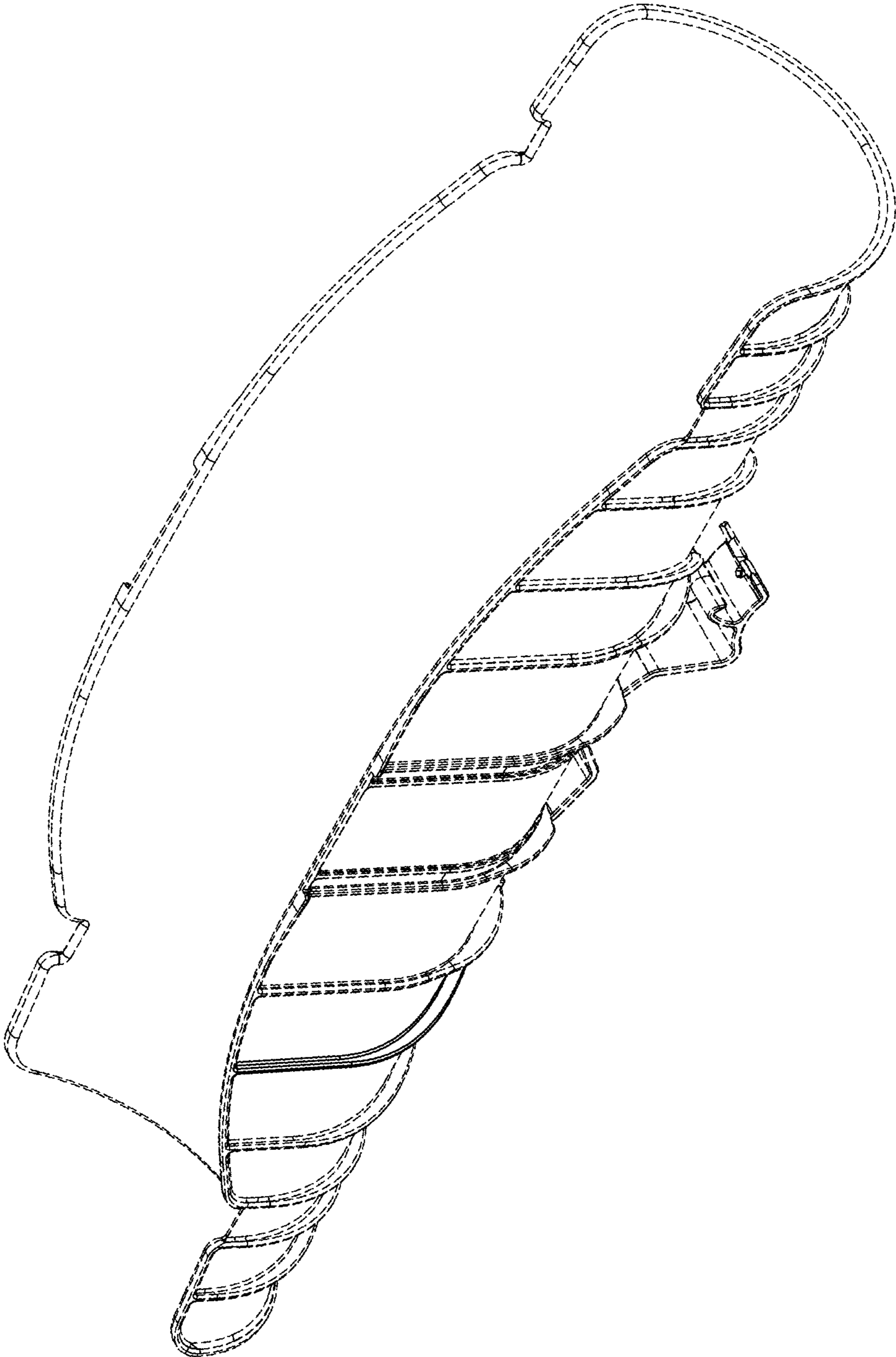


FIG. 1

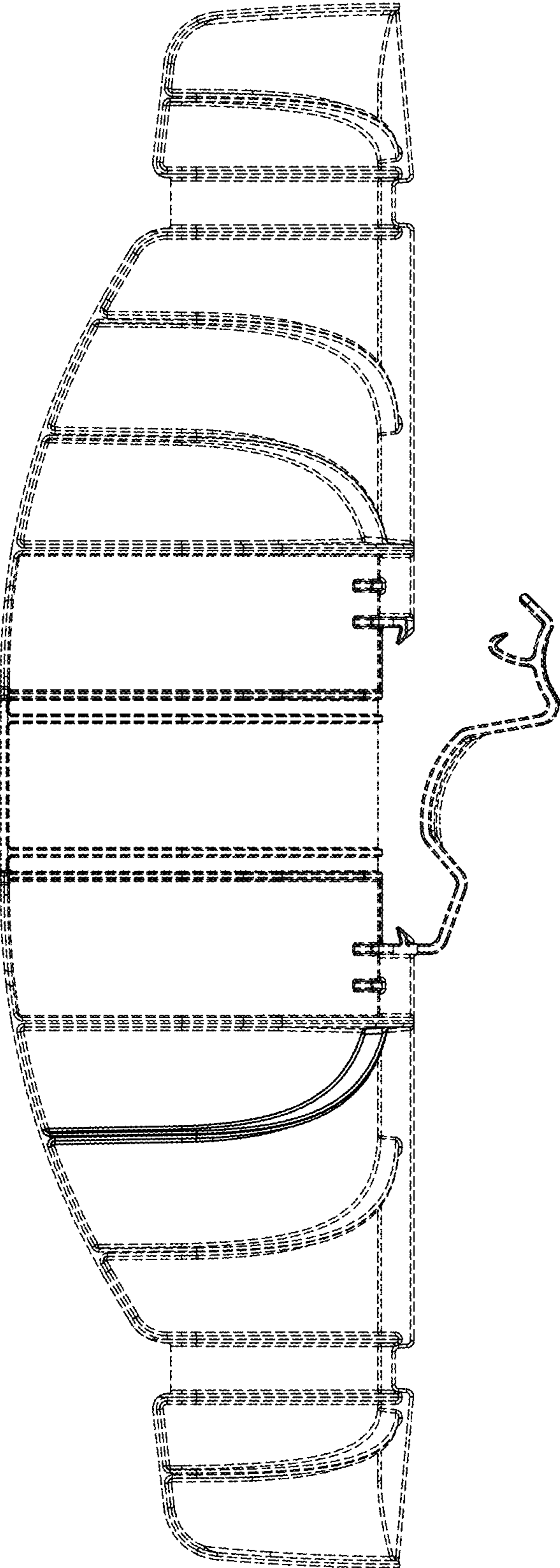


FIG. 2

FIG. 3

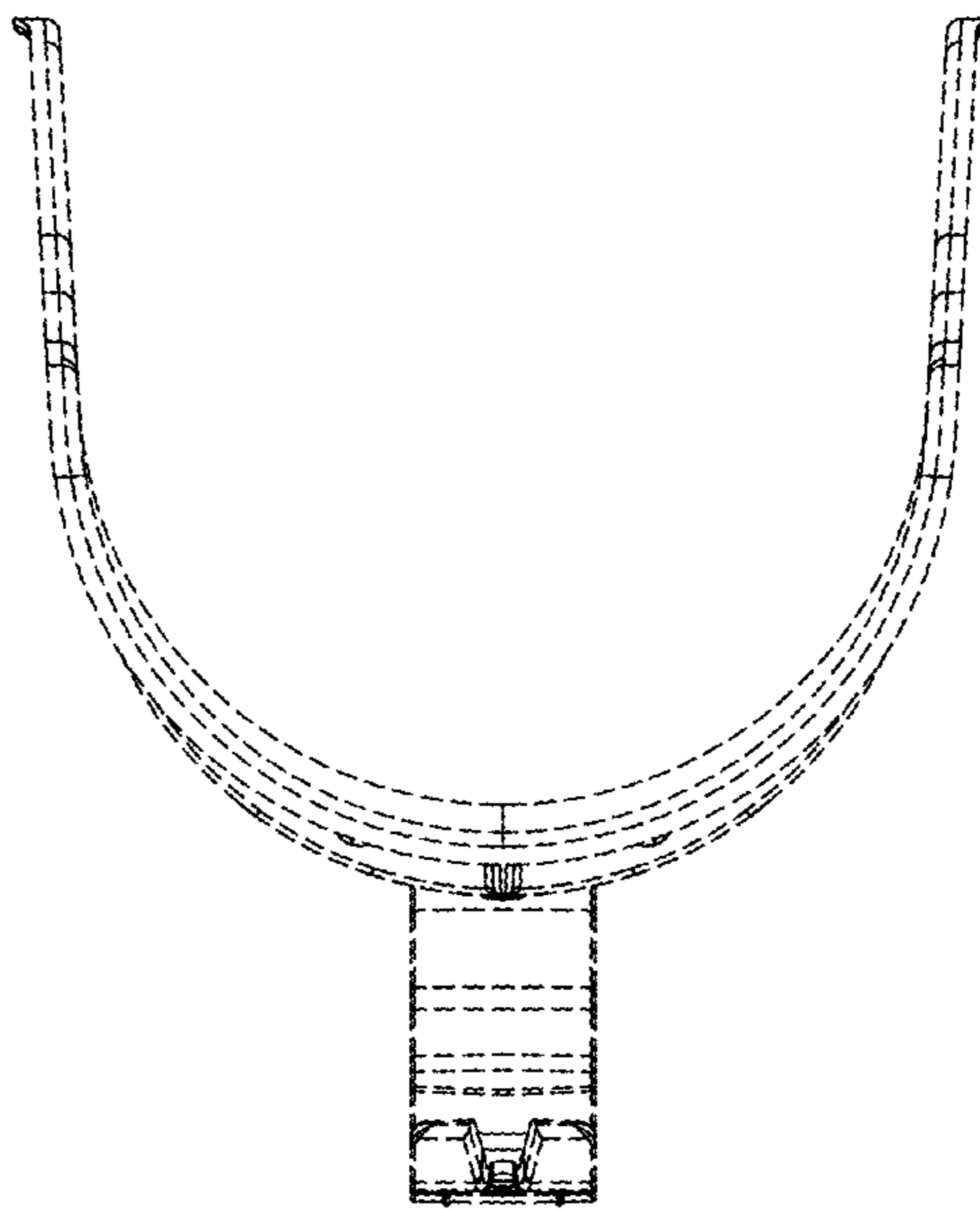
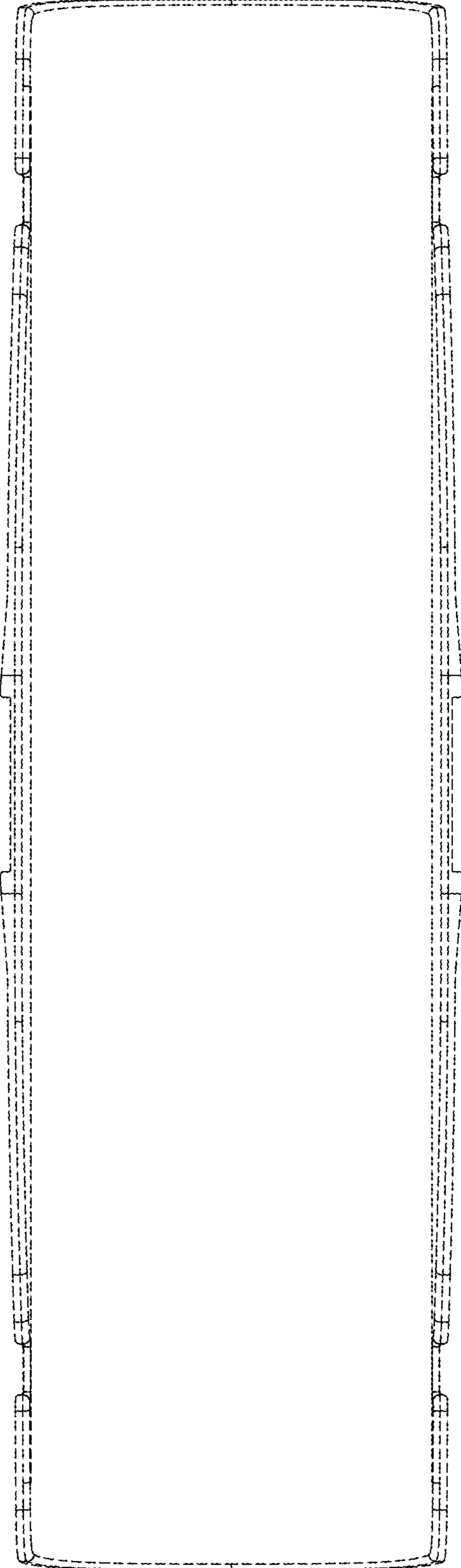


FIG. 4



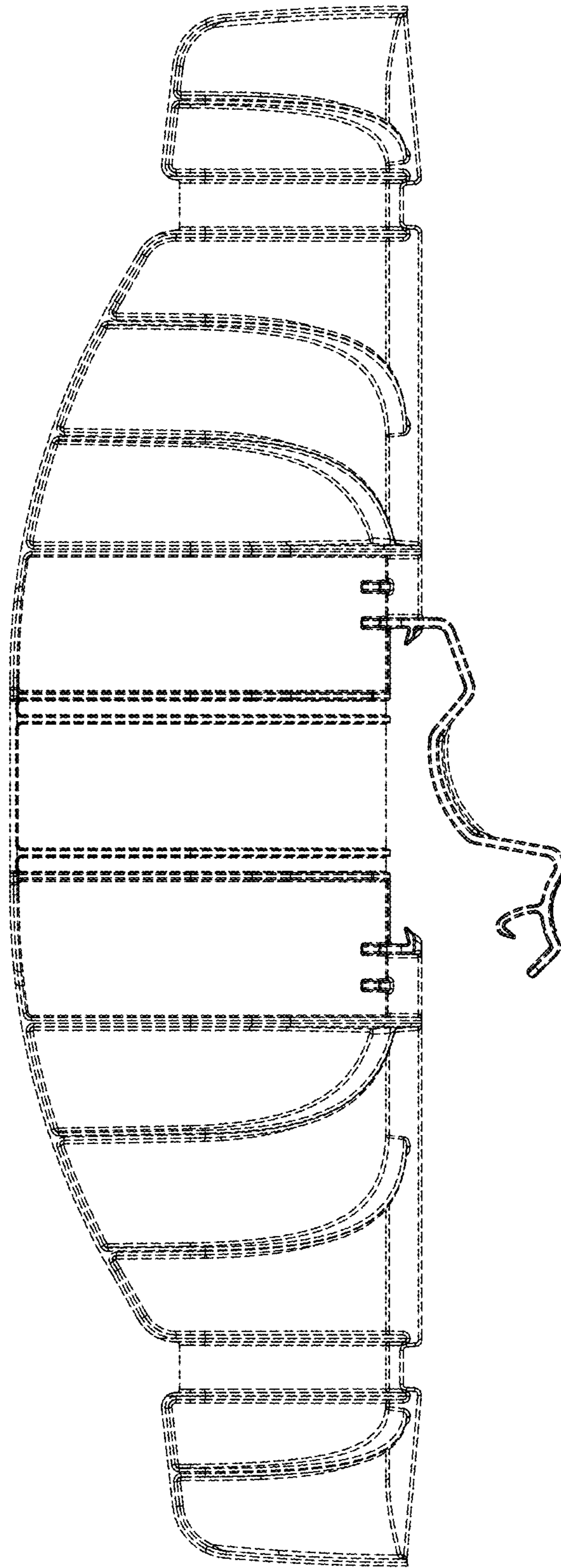
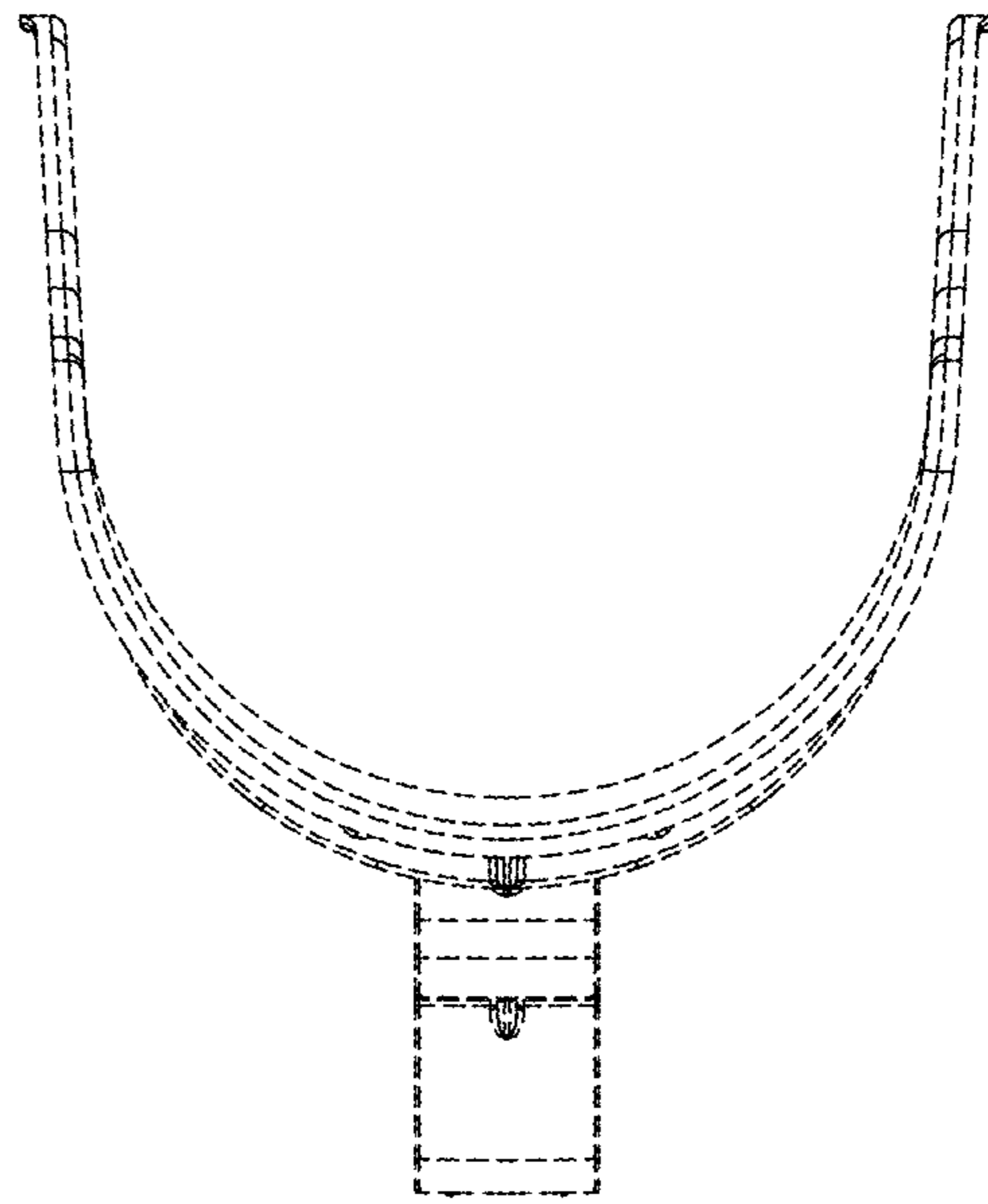


FIG. 5

FIG. 6





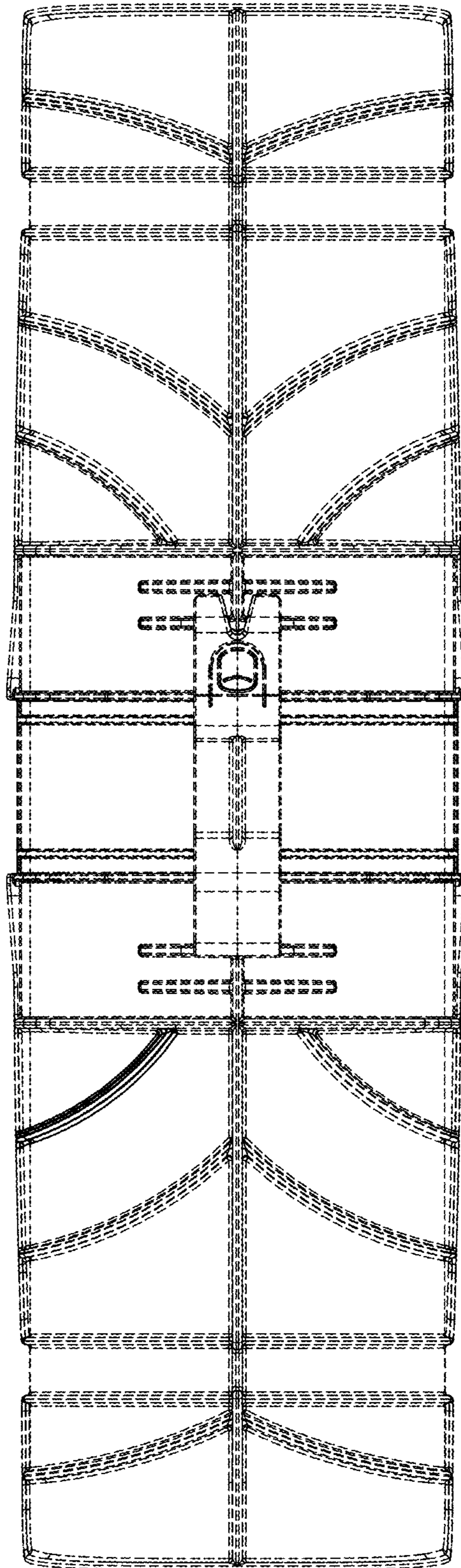


FIG. 7