



US00D885862S

(12) **United States Design Patent**
Bacia et al.

(10) **Patent No.:** **US D885,862 S**
(45) **Date of Patent:** **** Jun. 2, 2020**

(54) **CERAMIC TILE LEVELLING DEVICE**

(71) Applicant: **PERFECT LEVEL SP. Z O.O. SP. K.**,
Bielsko-Biala (PL)

(72) Inventors: **Ewa Bacia**, Bielsko-Biala (PL); **Marcin Gandor**, Bielsko-Biala (PL)

(73) Assignee: **PERFECT LEVEL SP. Z O.O. SP. K.**,
Bielsko-Biala (PL)

(**) Term: **15 Years**

(21) Appl. No.: **29/670,837**

(22) Filed: **Nov. 20, 2018**

(30) **Foreign Application Priority Data**

Jun. 1, 2018 (EM) 005293453-0001

(51) **LOC (12) Cl.** **08-05**

(52) **U.S. Cl.**
USPC **D8/47**

(58) **Field of Classification Search**
USPC D8/14, 47, 71
CPC . E04F 21/00; E04F 21/18; E04F 21/22; E04F
21/1877; E04F 21/20; E04F 13/0892;
E21F 21/0092
See application file for complete search history.

(56) **References Cited**

U.S. PATENT DOCUMENTS

7,992,354 B2* 8/2011 Doda, Jr. E04F 13/0892
52/127.7
8,800,246 B2* 8/2014 Gorton E04F 21/0092
52/747.11

8,887,475 B2* 11/2014 Ghelfi E04F 21/0092
52/749.11
D760,566 S * 7/2016 Biec D8/47
9,534,403 B2* 1/2017 Biec E04F 21/0092
9,970,203 B1* 5/2018 Abidov E04F 21/0092
D820,059 S * 6/2018 Biec D8/47
D821,838 S * 7/2018 Castellanos D8/47
10,465,394 B2* 11/2019 Sighinolfi E04F 21/0092
10,501,947 B2* 12/2019 Bunch E04F 15/02022
2014/0033640 A1* 2/2014 Gorton E04F 21/22
52/747.11
2014/0116001 A1* 5/2014 Ghelfi E04F 21/0092
52/749.11
2015/0308130 A1* 10/2015 Biec E04F 21/0092
52/749.11
2016/0090746 A1* 3/2016 Sighinolfi E04F 21/18
33/526
2016/0186449 A1* 6/2016 Lee E04F 21/0092
33/527
2019/0169863 A1* 6/2019 Torrents Comas
E04F 13/0892

* cited by examiner

Primary Examiner — Philip S Hyder
(74) *Attorney, Agent, or Firm* — Cherskoy Flaynik &
Gurda, LLC

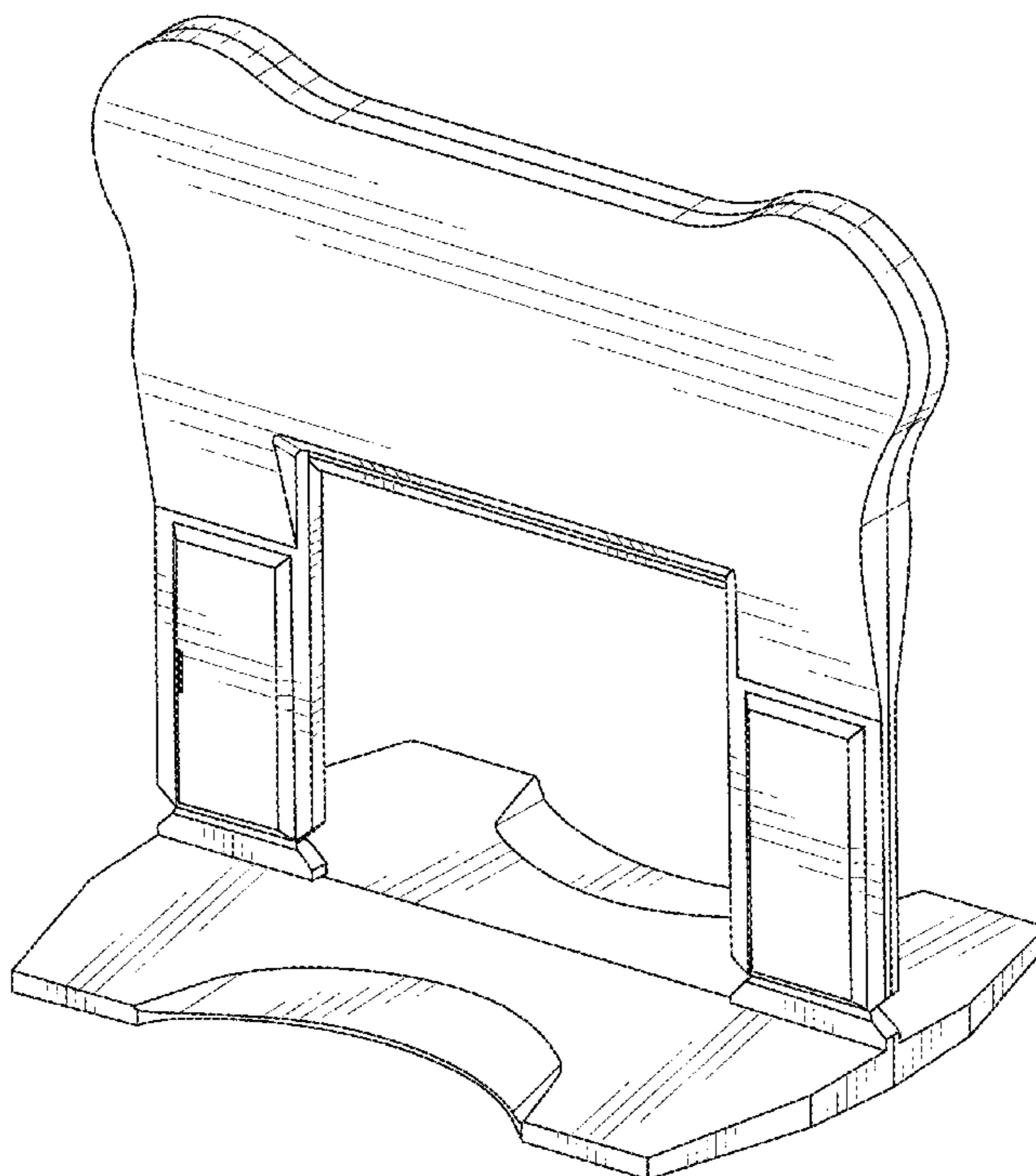
(57) **CLAIM**

The ornamental design for a ceramic tile levelling device, as shown and described.

DESCRIPTION

FIG. 1 is a front, perspective top view of the ceramic tile levelling device; and,
FIG. 2 is a front elevational view thereof.

1 Claim, 2 Drawing Sheets



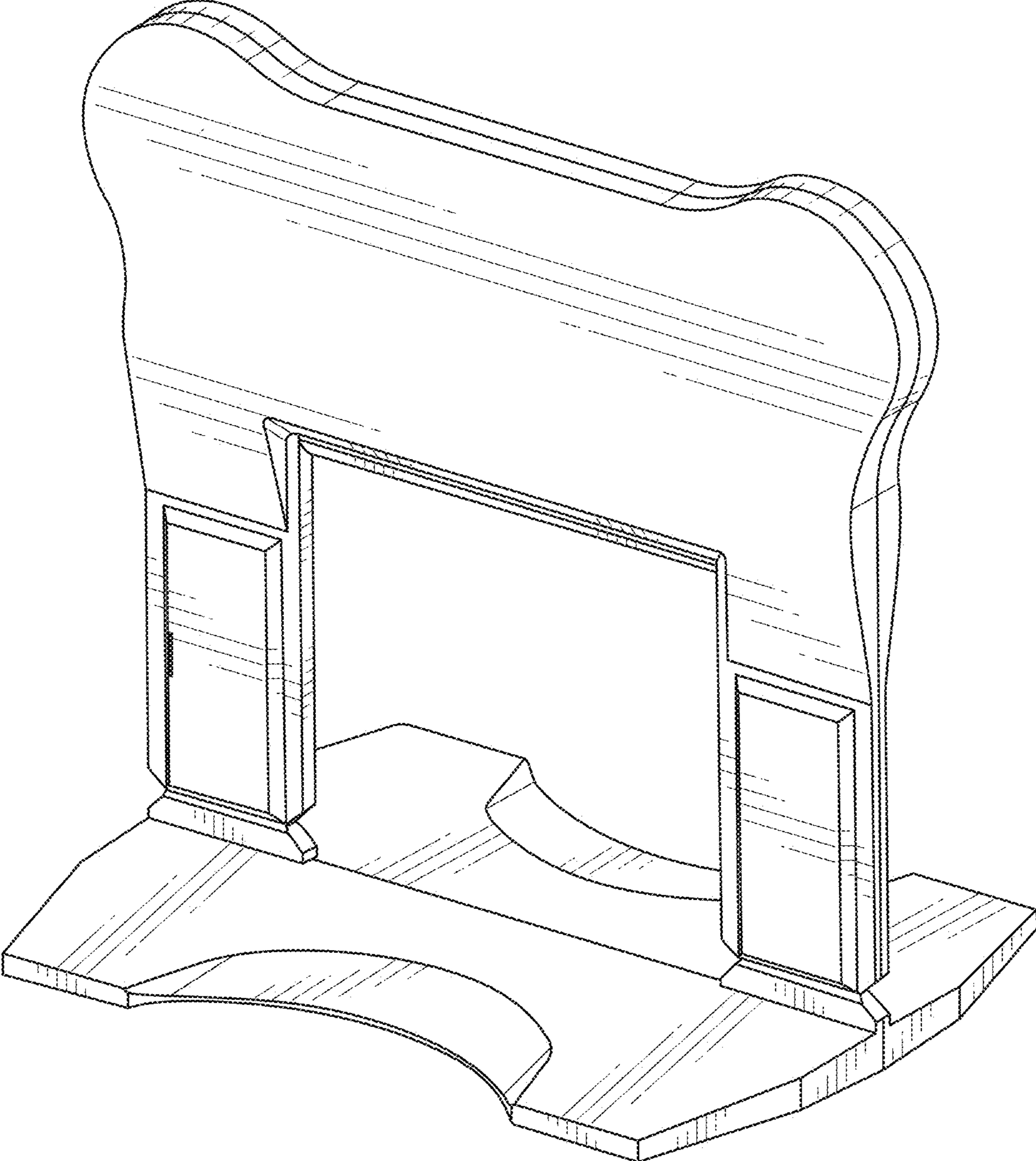


FIG. 1




FIG. 2