



US00D885849S

(12) **United States Design Patent** (10) **Patent No.:** **US D885,849 S**
Trani et al. (45) **Date of Patent:** **** Jun. 2, 2020**

(54) **DISPENSER FOR EDIBLE PRODUCT**

D590,283 S * 4/2009 Critelli D10/74
D590,444 S 4/2009 Farnworth et al.
D592,249 S 5/2009 Chang

(71) Applicant: **The Topps Company, Inc.**, New York, NY (US)

(Continued)

(72) Inventors: **Anthony Trani**, Brooklyn, NY (US);
Cynthia Mangold, Santa Monica, CA (US);
Emma Bacon, Jersey City, NJ (US);
Jason Reinbold, Jersey City, NJ (US);
James E. McCay, Fairfield, CT (US);
John Kevin Clay, Milford, CT (US)

OTHER PUBLICATIONS

Push Pop Gummy Roll | posted at Amazon.com, no posting date, © 1996-2020 Amazon.com, [online], [site visited Mar. 11, 2020]. Available from Internet, <URL: <https://www.amazon.com/Push-Pop-Assorted-Count-Easter-Stufflers/dp/B0839Y1DWZ/>> (Year: 2020).*

(73) Assignee: **THE TOPPS COMPANY, INC.**, New York, NY (US)

Primary Examiner — Derrick E Holland

Assistant Examiner — Andrew Kerr

(74) *Attorney, Agent, or Firm* — Dentons US LLP

(**) Term: **15 Years**

(57) **CLAIM**

(21) Appl. No.: **29/680,015**

An ornamental design for a dispenser for an edible product, as shown and described.

(22) Filed: **Feb. 12, 2019**

DESCRIPTION

(51) **LOC (12) Cl.** **07-01**

(52) **U.S. Cl.**
USPC **D7/630**

(58) **Field of Classification Search**
USPC D7/589, 601, 602, 629, 630, 640, 397,
D7/213; D9/730-734, 414, 417;
D10/70-72; D6/518
CPC B65D 83/08; B65D 83/0823; B65D
83/0835; B65D 83/0841; G01B 3/10;
G01B 3/1041; G01B 3/1046
See application file for complete search history.

A portion of the disclosure of this patent document contains material which is or may be subject to copyright protection. The copyright owner has no objection to the facsimile reproduction by anyone of the patent document or patent disclosure, as it appears in the Patent and Trademark Office patent file or records, but otherwise reserves all copyright rights whatsoever.

FIG. 1 is a front perspective view of a dispenser for edible product, showing our new design;

FIG. 2 is a rear perspective view thereof;

FIG. 3 is a left side view thereof, the right side view being a mirror image thereof;

FIG. 4 is a top view thereof;

FIG. 5 is a bottom view thereof;

FIG. 6 is a front view thereof; and,

FIG. 7 is a rear view thereof.

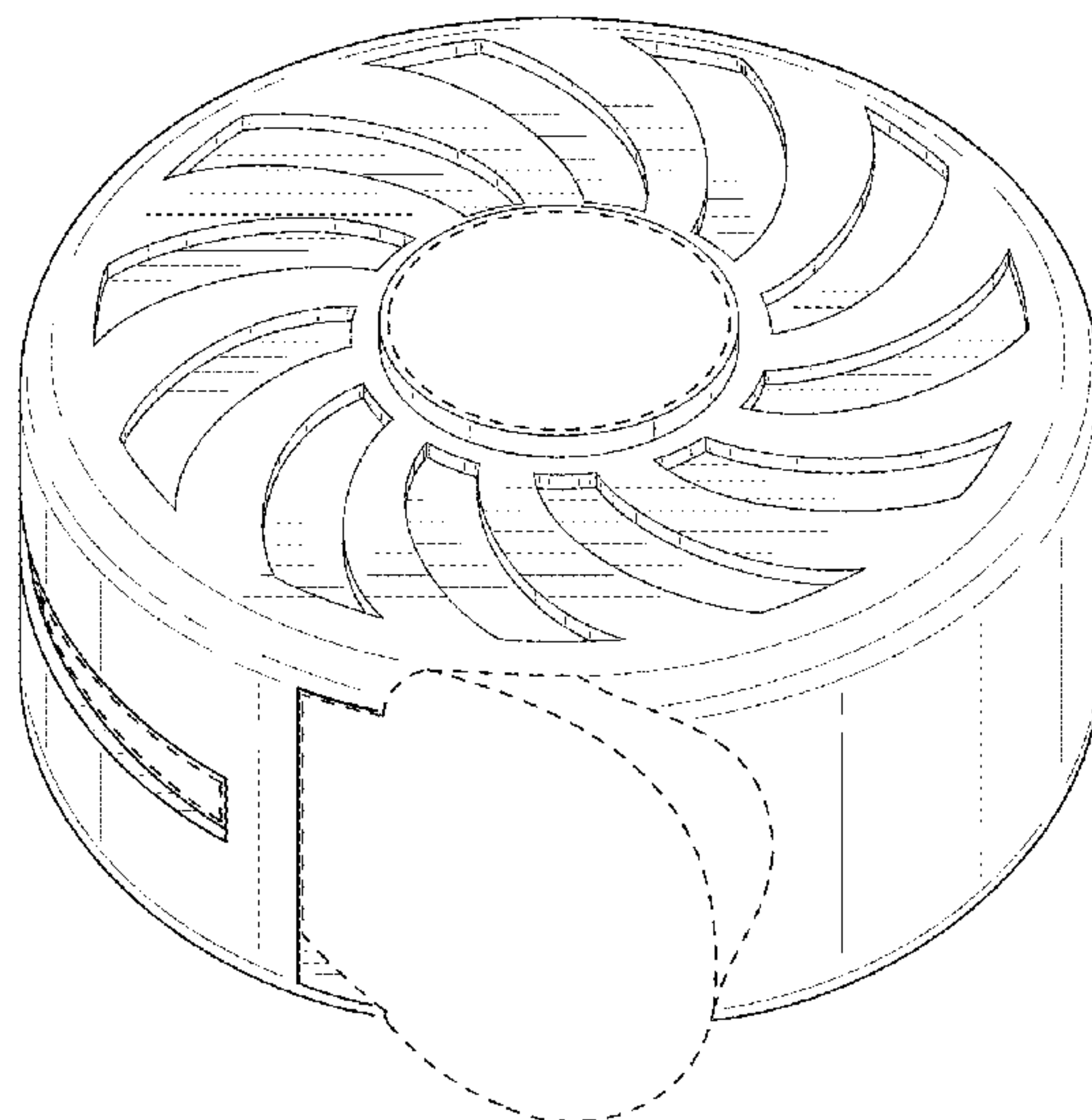
The broken lines in the drawings depict portions of the dispenser for edible product that form no part of the claimed design.

(56) **References Cited**

U.S. PATENT DOCUMENTS

D507,195 S * 7/2005 Kondo D10/72
D507,196 S * 7/2005 Chen D10/72
D541,347 S 4/2007 Porcini et al.
D541,864 S 5/2007 Porcini et al.
D543,241 S 5/2007 Herrmannsen et al.
D546,670 S 7/2007 Sainz
D568,692 S 5/2008 Lam

1 Claim, 4 Drawing Sheets



(56)

References Cited

U.S. PATENT DOCUMENTS

D592,445 S * 5/2009 Sorenson D7/359
D609,274 S 2/2010 Hsu et al.
D612,429 S 3/2010 Hochmuth
D615,592 S 5/2010 Shaha et al.
D640,325 S 6/2011 Broen et al.
D640,742 S 6/2011 Booty, Jr.
D653,970 S * 2/2012 Robinson D10/72
D656,548 S 3/2012 Packard et al.
D656,549 S 3/2012 Packard et al.
D660,182 S * 5/2012 Rodriguez D9/731
D663,775 S 7/2012 Hsu
D666,243 S 8/2012 Hagglund et al.
D671,596 S 11/2012 Ruthe-Steinsiek
D671,991 S 12/2012 Hagglund et al.
8,528,789 B2 * 9/2013 Ramsey A45C 11/24
222/182
D708,065 S 7/2014 Pourian
D709,947 S 7/2014 Broen et al.
D735,520 S * 8/2015 Mandil D7/354
D774,350 S * 12/2016 Mandil D7/354
D780,850 S * 3/2017 Racamier D19/187
D836,460 S * 12/2018 Roesler D9/730
D839,758 S * 2/2019 Mallozzi D10/72
10,321,746 B2 * 6/2019 Kaplan A45D 40/221
D864,488 S * 10/2019 Kaplan D28/85
D871,241 S * 12/2019 Ney D10/72
D876,160 S * 2/2020 Deng D7/409
2012/0273543 A1 * 11/2012 Shepherd B65H 35/10
225/106

* cited by examiner

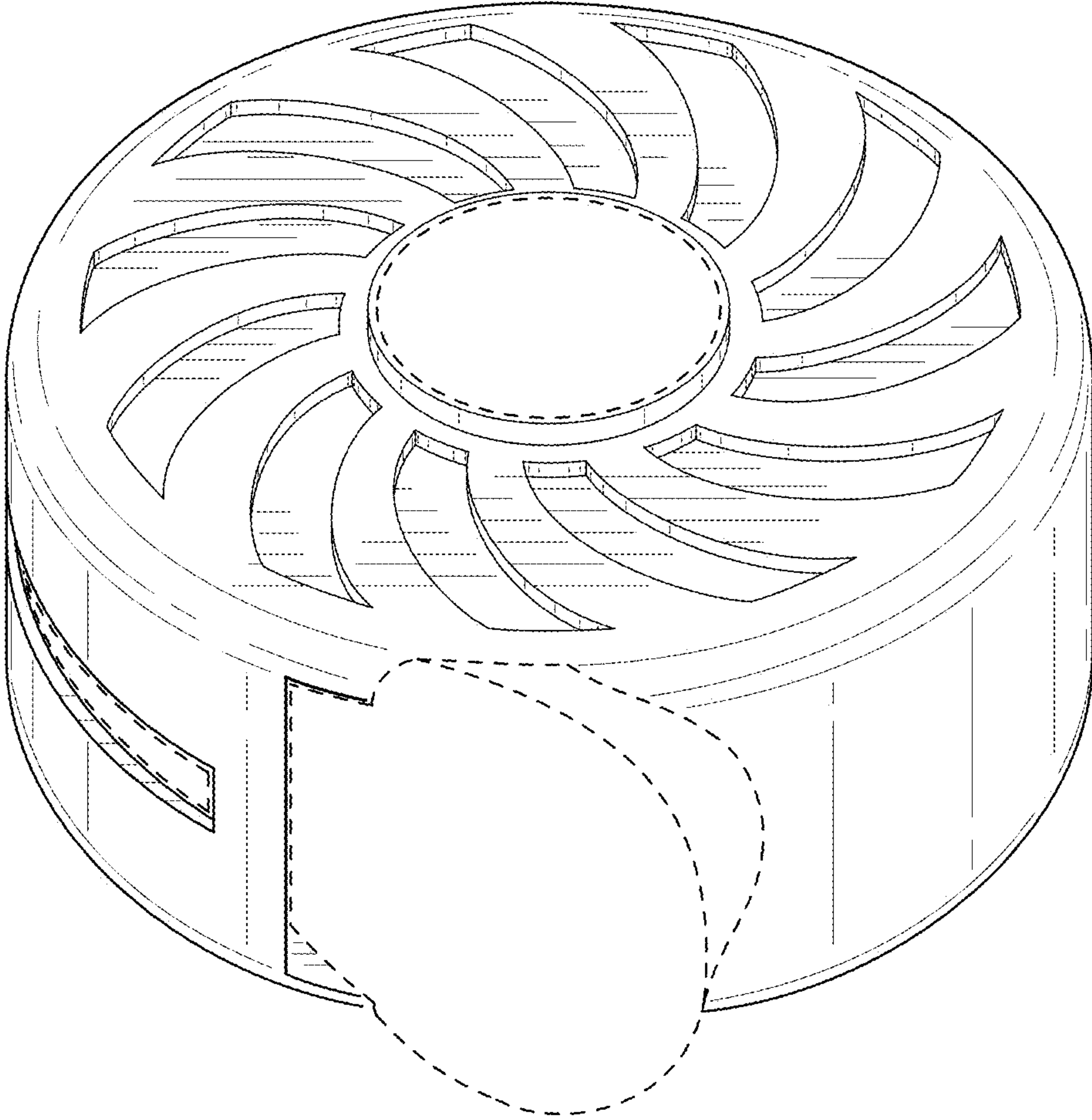


FIG. 1

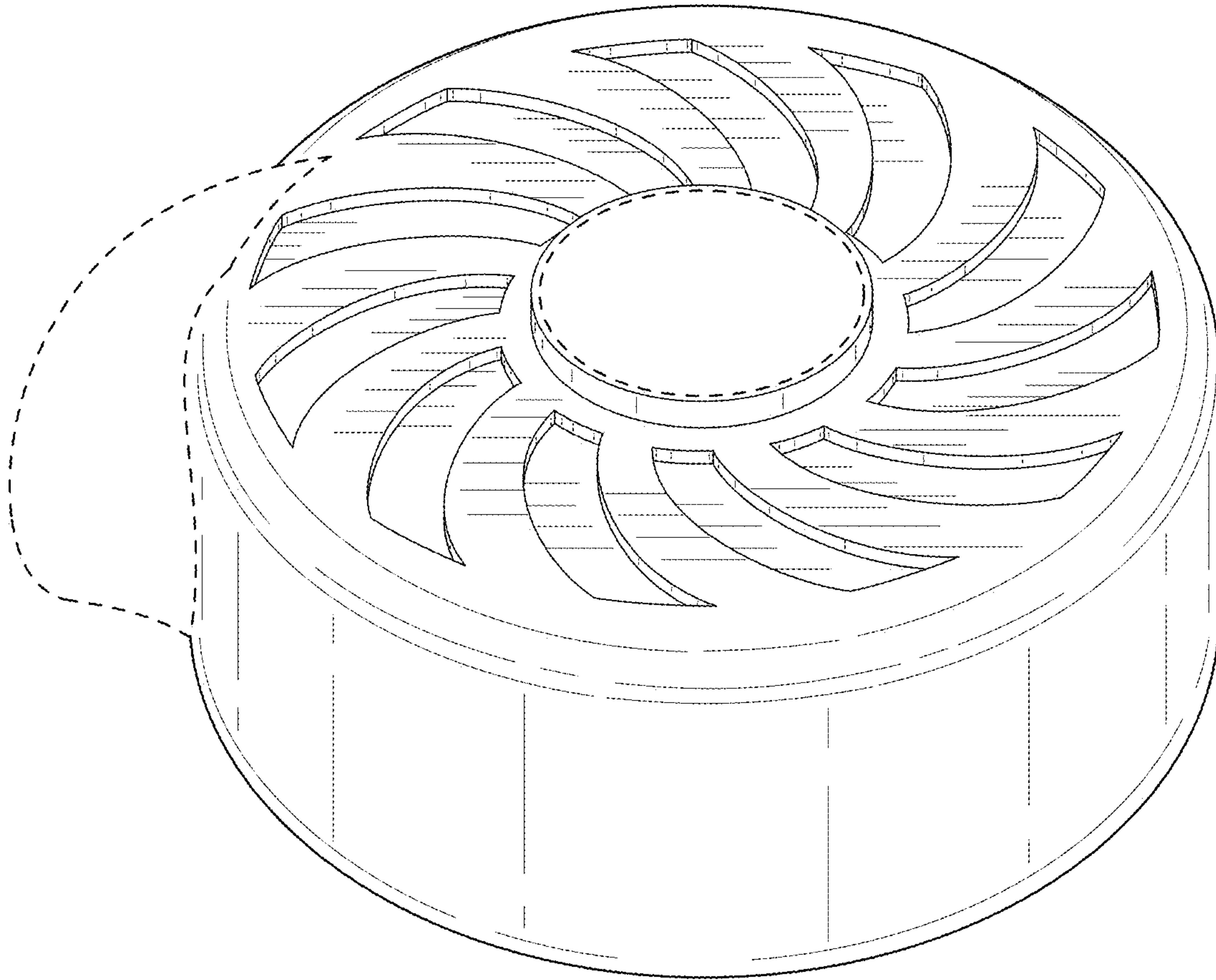


FIG. 2

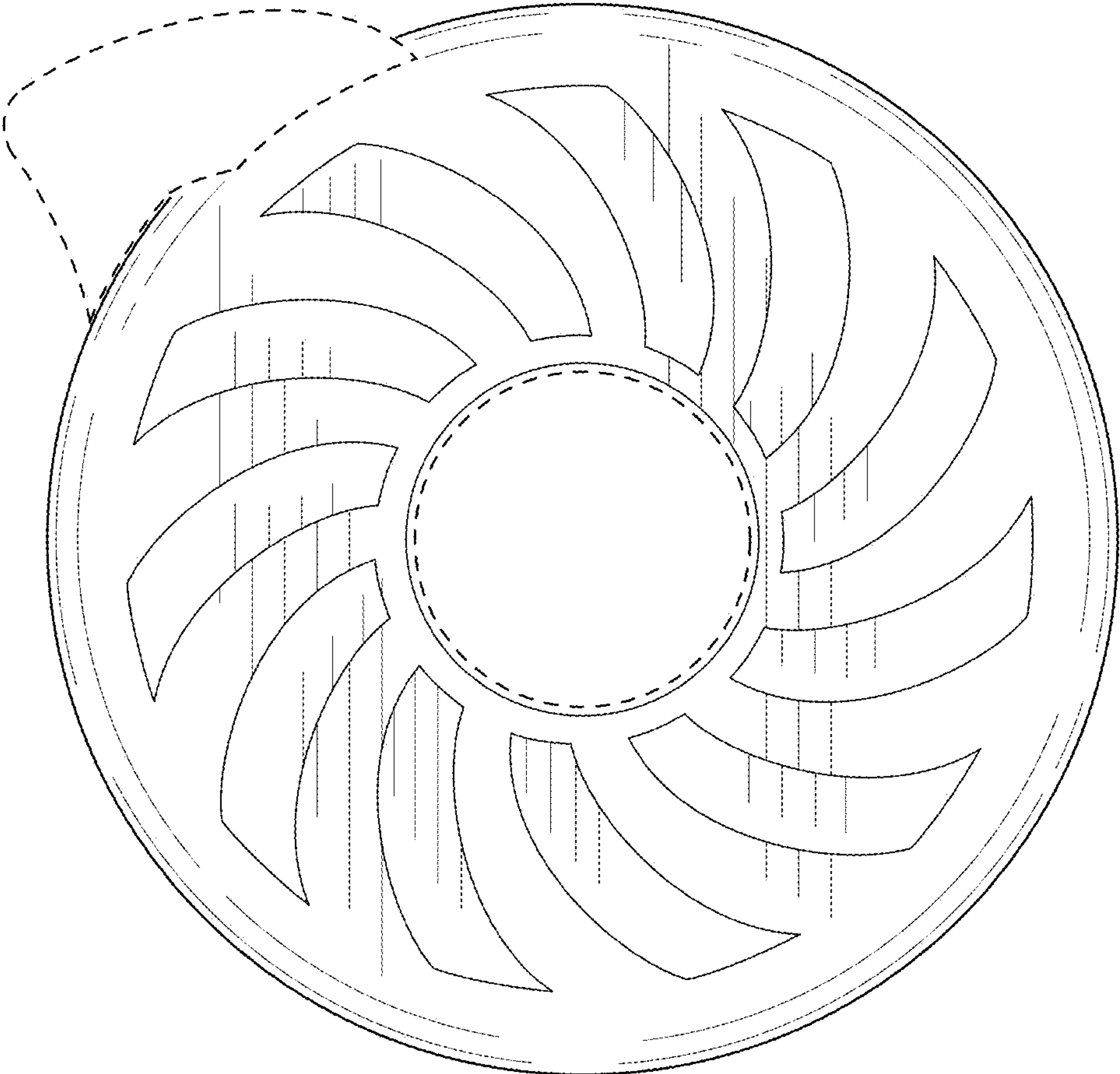


FIG. 3

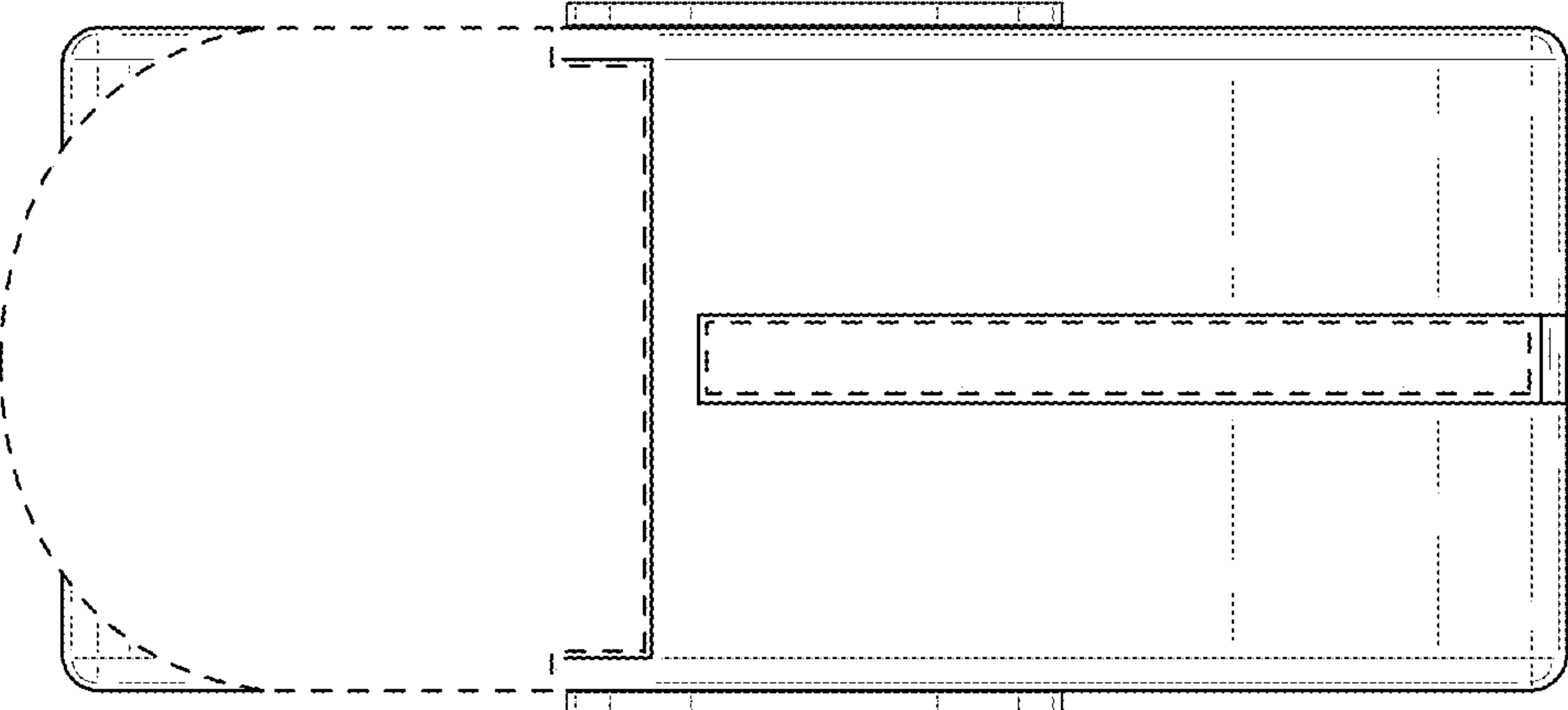


FIG. 4

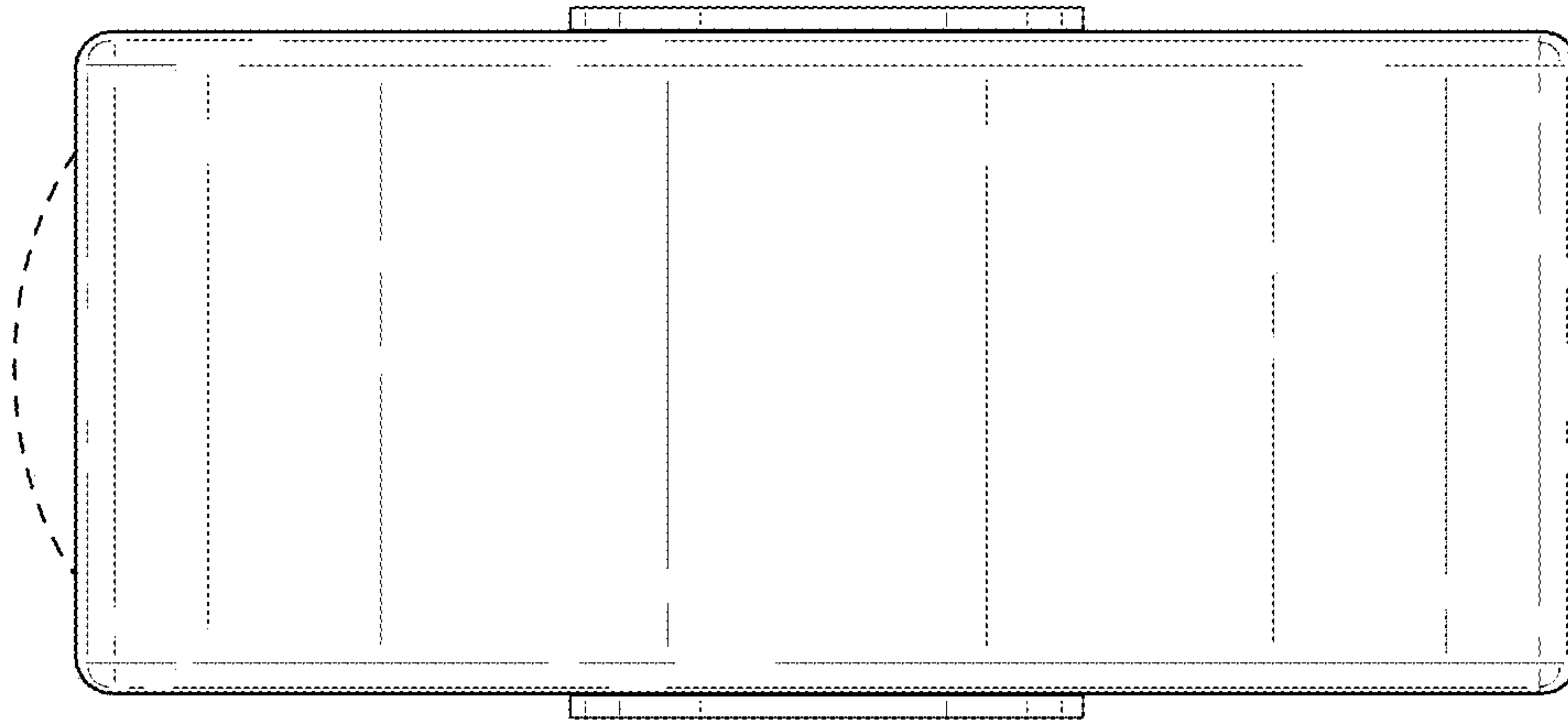


FIG. 5

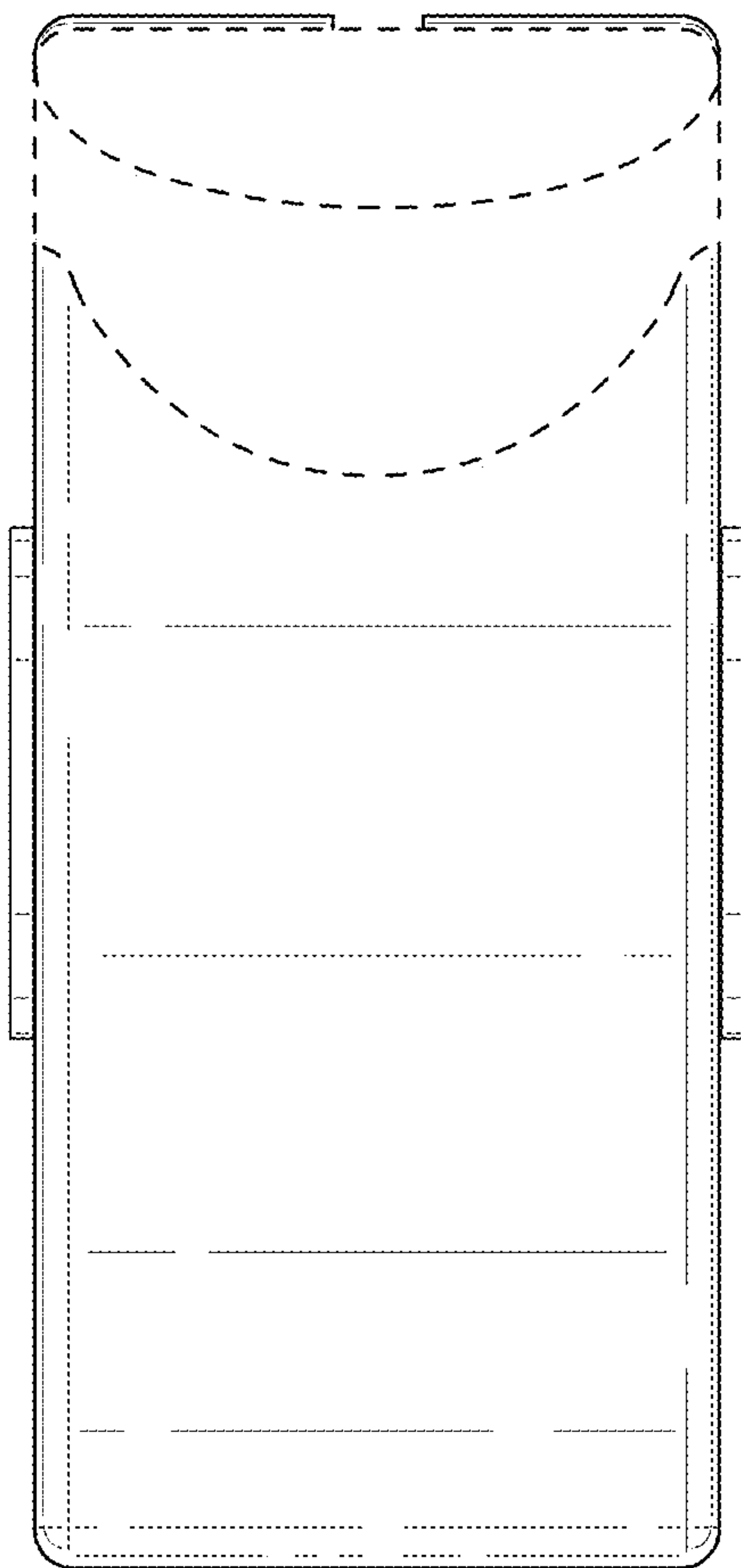


FIG. 6

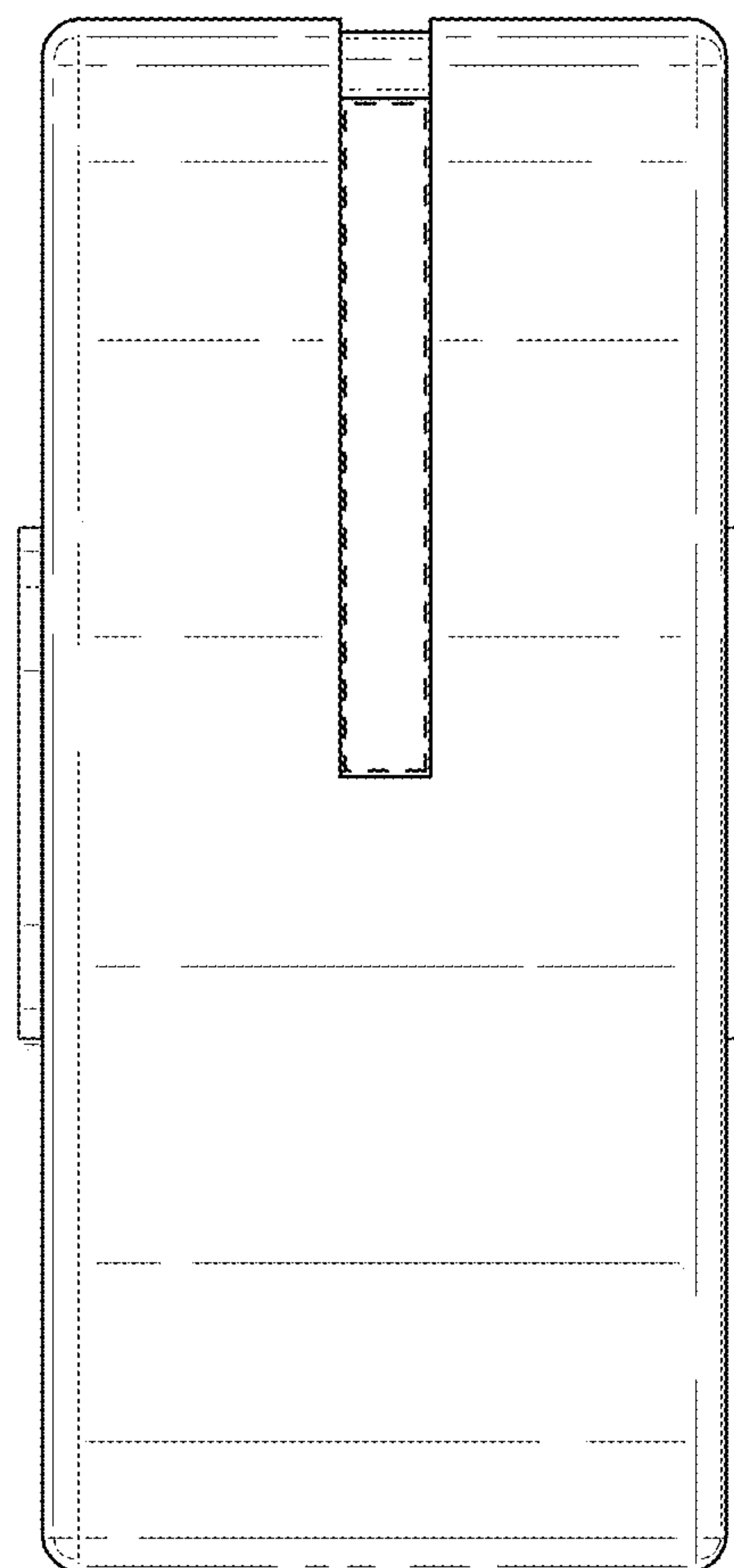


FIG. 7