



US00D885827S

(12) **United States Design Patent**
Davis et al.

(10) **Patent No.:** **US D885,827 S**
(45) **Date of Patent:** **** Jun. 2, 2020**

(54) **LID FOR A BEVERAGE CONTAINER**

(71) Applicant: **Ignite USA, LLC**, Chicago, IL (US)

(72) Inventors: **Chad Davis**, Oak Park, IL (US); **Blair Miller**, Elmhurst, IL (US); **Robert Coon**, Chicago, IL (US)

(73) Assignee: **Ignite USA, LLC**, Chicago, IL (US)

(**) Term: **15 Years**

(21) Appl. No.: **29/638,357**

(22) Filed: **Feb. 27, 2018**

(51) **LOC (12) Cl.** **07-01**

(52) **U.S. Cl.**
USPC **D7/392.1**; D7/396.2; D9/447

(58) **Field of Classification Search**
USPC D7/387, 392.1, 396.2, 393, 394, 397, D7/398, 213, 900, 507, 523, 532, 510, D7/511, 529, 533, 536, 534, 524, 537, D7/514, 515, 522, 412, 376, 309, 305, D7/665, 300.1, 300.2, 317, 318, 313, 311; D9/435, 436, 443, 442, 444, 449, 450, D9/437, 447, 520, 538, 503, 440; D24/197

CPC A47G 19/2205; A47G 19/22; A47J 43/27; A47J 41/02; A47J 41/0077; A47J 41/0088; A47J 41/028; A47J 31/407; A47J 31/40; A45F 3/16; B65D 85/804; B65D 41/04; F17C 13/04; H04B 10/2504
See application file for complete search history.

(56) **References Cited**

U.S. PATENT DOCUMENTS

D591,107 S * 4/2009 Dominique D7/510
D624,363 S * 9/2010 Alviar D7/396.2

D672,610 S * 12/2012 Park D7/510
D695,138 S * 12/2013 Ball D9/435
D722,826 S * 2/2015 Coon D7/511
D728,314 S * 5/2015 Carstensen D7/510
D731,244 S * 6/2015 Kohl D7/510
D741,657 S * 10/2015 George D7/509
D741,658 S * 10/2015 Dunn A47G 19/2272
D751,899 S * 3/2016 Chu D9/443
D766,652 S * 9/2016 Joseph D7/392.1
D770,222 S * 11/2016 Boroski D7/392.1
D774,358 S * 12/2016 Joseph D7/510
D789,140 S * 6/2017 Joseph D7/392.1
D791,532 S * 7/2017 Yao D7/392.1
D800,506 S * 10/2017 Wu D7/534
D816,411 S * 5/2018 Stover D7/510
D842,028 S * 3/2019 Melanson D7/392.1
D843,839 S * 3/2019 Walbroel D9/542
2017/0027350 A1 * 2/2017 Onza B65D 51/18
2017/0245624 A1 * 8/2017 Neves A45F 3/16

* cited by examiner

Primary Examiner — Jae Liang

(57) **CLAIM**

The ornamental design for a lid for a beverage container, as shown and described.

DESCRIPTION

FIG. 1 is a top, right front perspective view of a lid for a beverage container of the present invention;
FIG. 2 is a front view thereof;
FIG. 3 is a rear view thereof;
FIG. 4 is a right side view thereof;
FIG. 5 is a left side view thereof;
FIG. 6 is a top view thereof; and,
FIG. 7 is a bottom view thereof.

The broken lines in the drawing depict portions of the lid for a beverage container that form no part of the claimed design.

1 Claim, 3 Drawing Sheets




FIG. 1




FIG. 5




FIG. 4




FIG. 3




FIG. 2




FIG. 6

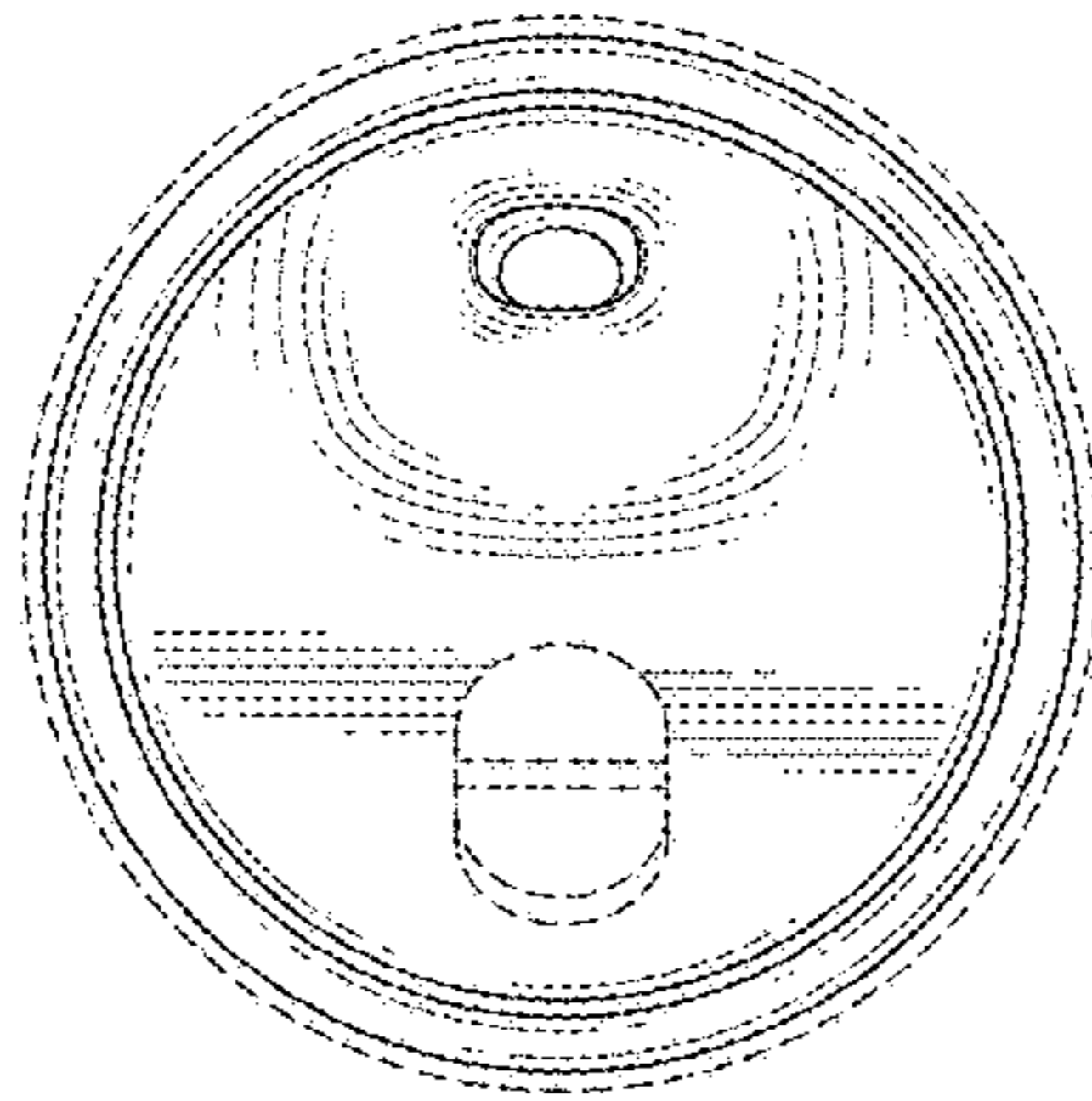


FIG. 7

