



US00D885793S

(12) **United States Design Patent**  
**Wang**

(10) **Patent No.:** **US D885,793 S**

(45) **Date of Patent:** **\*\* Jun. 2, 2020**

(54) **LATEX SEAT CUSHION**

(71) Applicant: **Dongguan Jiuxiao Industrial Co., Ltd.**, Dongguan (CN)

(72) Inventor: **Jihui Wang**, Dongguan (CN)

(73) Assignee: **DONGGUAN JIUXIAO INDUSTRIAL CO., LTD.**, Dongguan (CN)

(\*\*) Term: **15 Years**

(21) Appl. No.: **29/680,840**

(22) Filed: **Feb. 20, 2019**

(51) **LOC (12) Cl.** ..... **06-09**

(52) **U.S. Cl.**  
USPC ..... **D6/601**

(58) **Field of Classification Search**  
USPC ..... D6/595-597, 601, 604-606  
CPC ..... A47C 27/00; A47C 27/08; A47C 27/12;  
A47C 27/14; A47C 7/18; A47C 7/185;  
A47C 7/20; A47C 23/00; A47C 27/001;  
A47C 27/05; A47C 27/053; A47C  
27/056; A47C 27/06; A47C 27/142; A47C  
21/00; A47C 21/026; A47G 9/00; A47G  
9/06; A47G 9/08; A47G 9/086; A47G  
9/1009; A47G 9/10; A47G 9/1027; A47G  
9/1054; A47G 9/1063; A47G 9/1072;  
A47G 9/1045; A47G 9/1081; A47G  
9/109; A47G 2009/1018; A47G 2009/003  
See application file for complete search history.

(56) **References Cited**

**U.S. PATENT DOCUMENTS**

2,750,996 A \* 6/1956 Cramer ..... A47C 7/185  
267/145  
4,320,543 A \* 3/1982 Dixon ..... A47G 9/1081  
5/636

D327,389 S \* 6/1992 Flores ..... D6/601  
D334,159 S \* 3/1993 Mulligan ..... 5/653  
D386,036 S \* 11/1997 Laidlaw ..... D6/601  
8,359,686 B2 \* 1/2013 Hunter ..... A47G 9/109  
5/638  
D836,363 S \* 12/2018 Cornelius ..... D6/601  
D871,108 S \* 12/2019 Yang ..... D6/601  
D875,435 S \* 2/2020 Vertuca, III ..... D6/601  
2007/0294831 A1 \* 12/2007 Siekman ..... A61G 5/1043  
5/653  
2010/0314929 A1 \* 12/2010 Hsu ..... A47C 7/746  
297/452.48  
2017/0065085 A1 \* 3/2017 Chan ..... A47C 7/746  
2019/0183249 A1 \* 6/2019 Oomen ..... A47C 7/144

**FOREIGN PATENT DOCUMENTS**

CA 2545963 A1 \* 11/2006  
JP 2017121334 A \* 7/2017

\* cited by examiner

*Primary Examiner* — R. Johnson

(74) *Attorney, Agent, or Firm* — J. Clinton Wimbish;  
Nexsen Pruet, PLLC


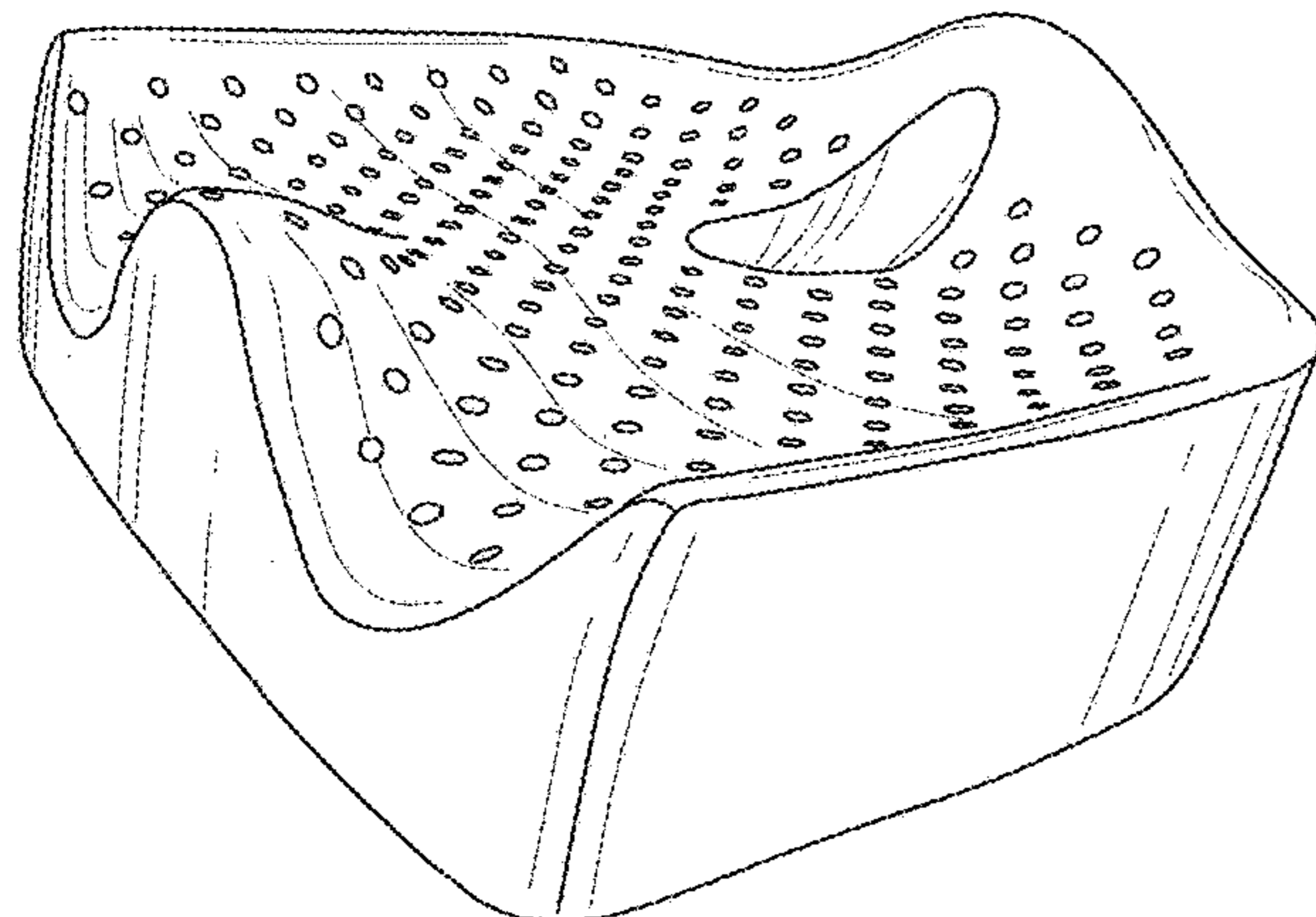
(57) **CLAIM**

The ornamental design for a latex seat cushion, as shown and described.

**DESCRIPTION**

FIG. 1 is a perspective view of a latex seat cushion showing my new design;  
FIG. 2 is a front elevation view thereof;  
FIG. 3 is a rear elevation view thereof;  
FIG. 4 is a left elevation view thereof;  
FIG. 5 is a right elevation view thereof;  
FIG. 6 is a top view thereof; and,  
FIG. 7 is a bottom view thereof.

**1 Claim, 7 Drawing Sheets**



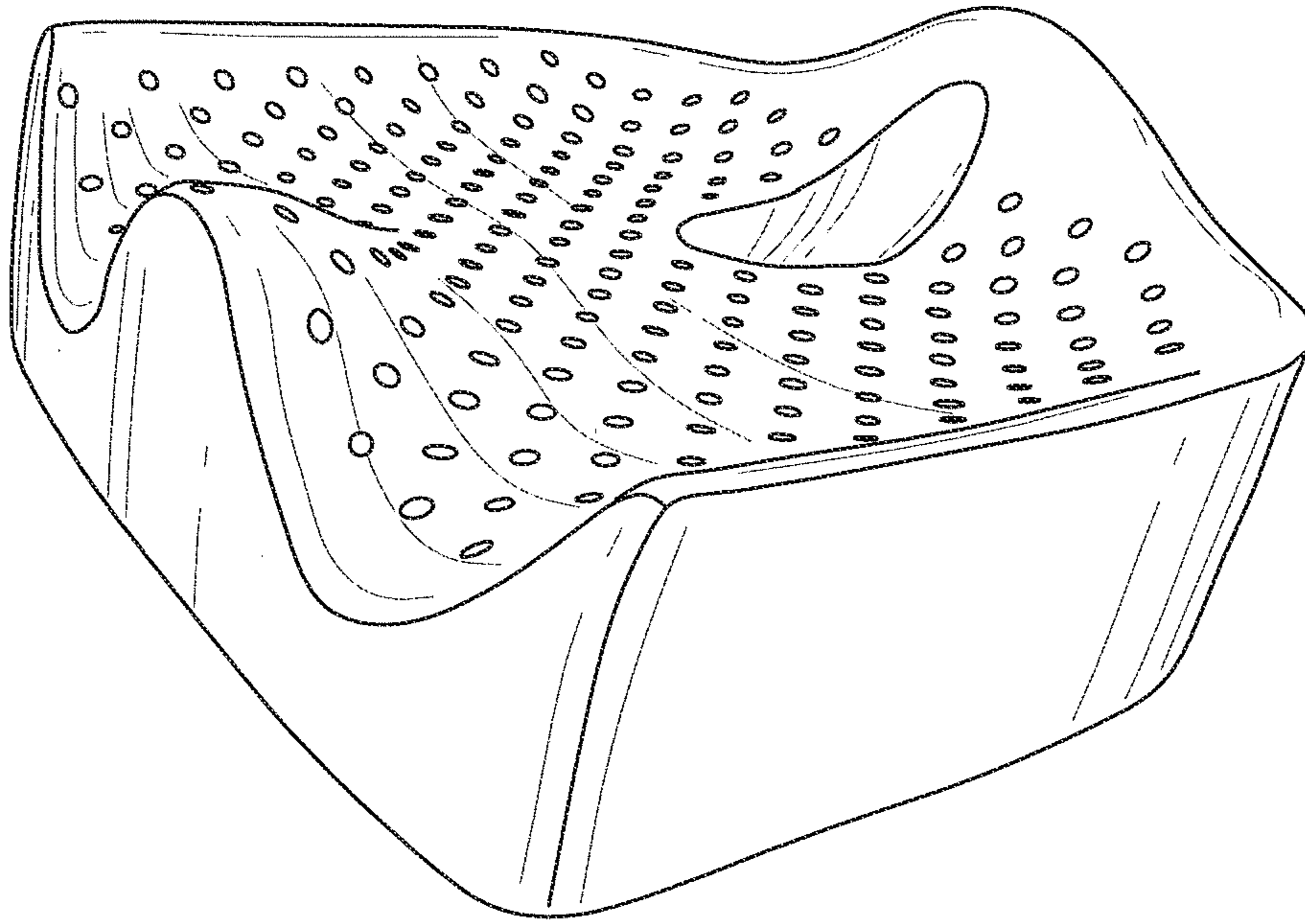


Fig. 1

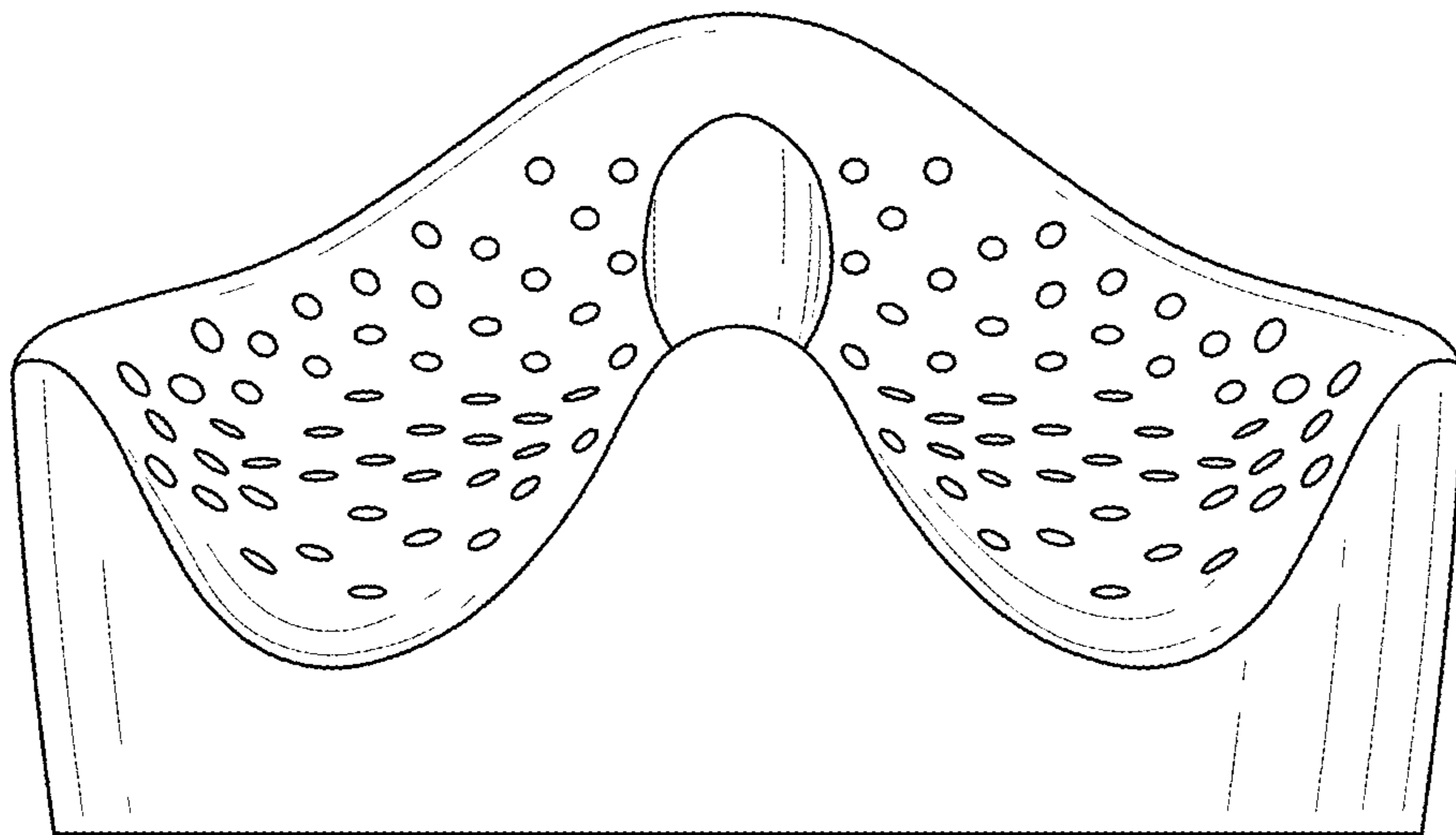


FIG. 2

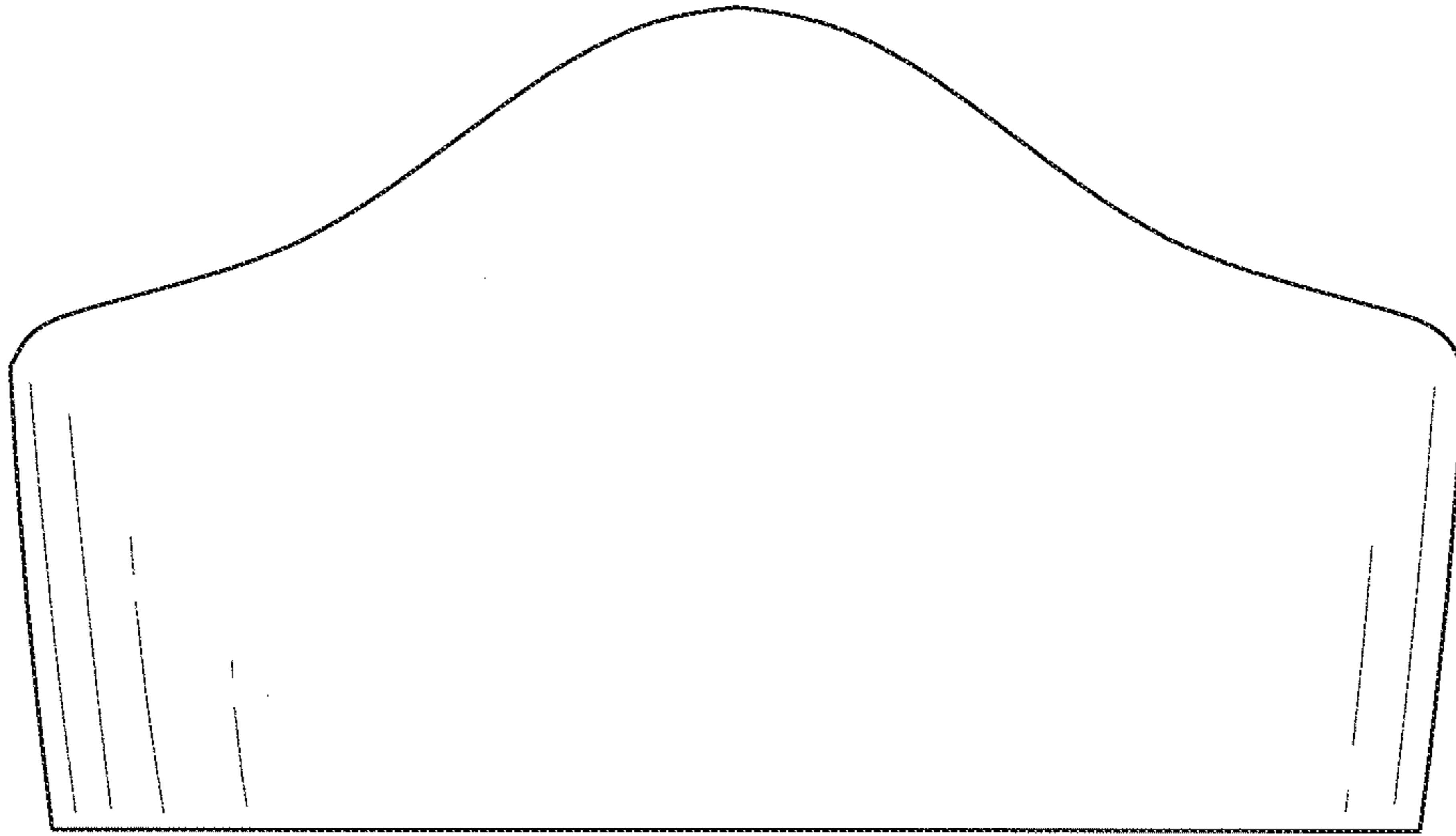


Fig.3

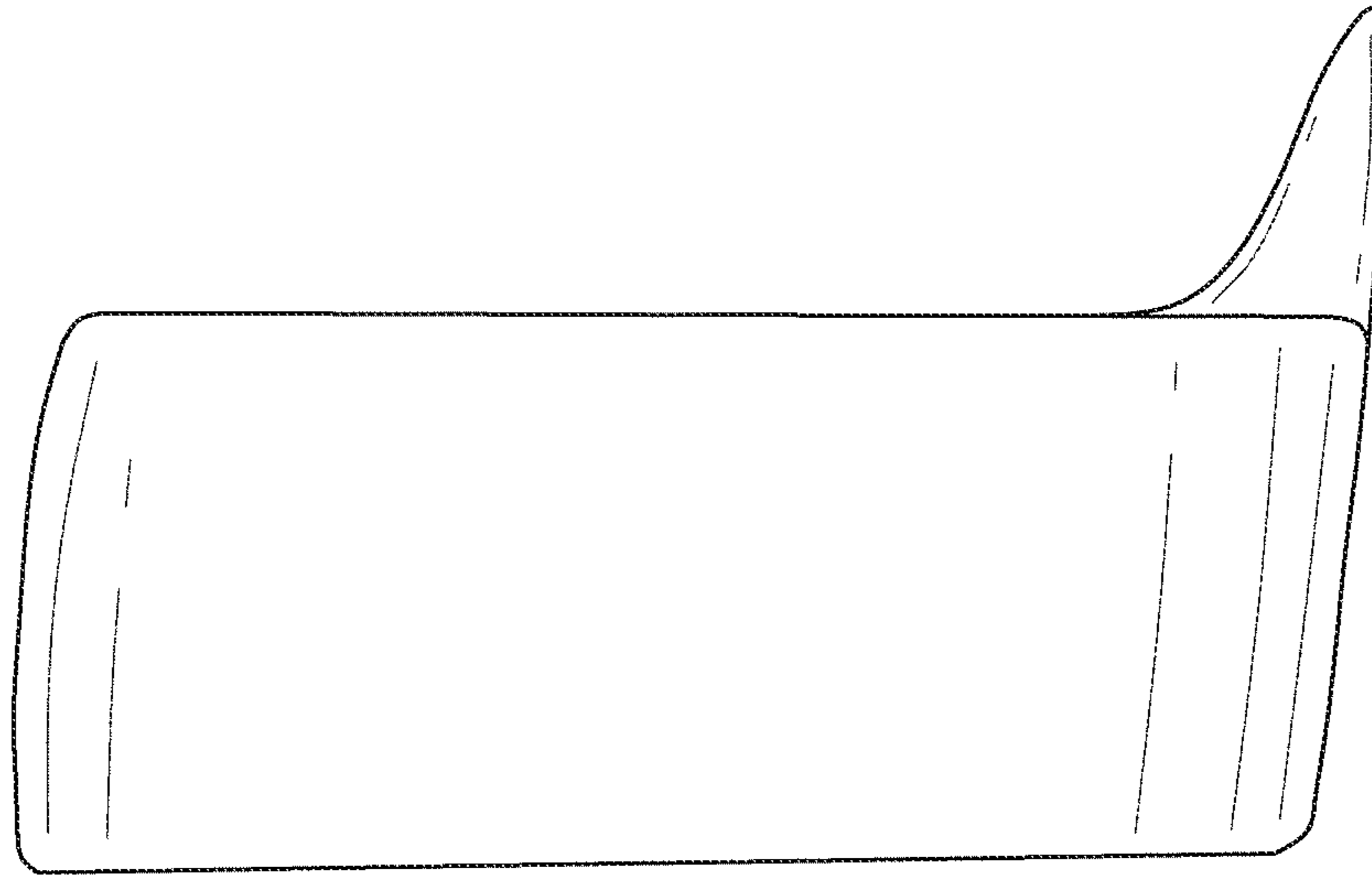


Fig.4

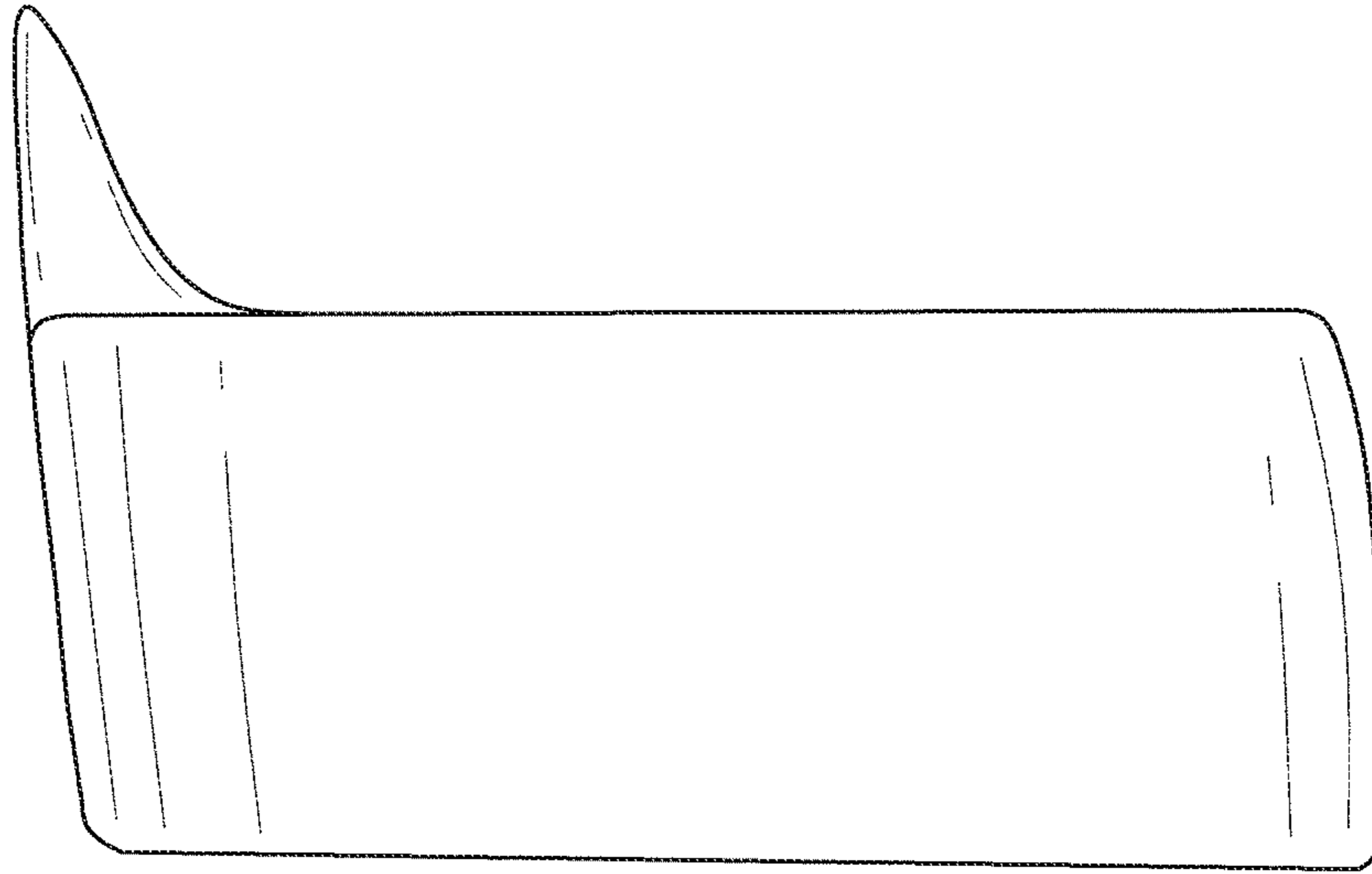


Fig.5

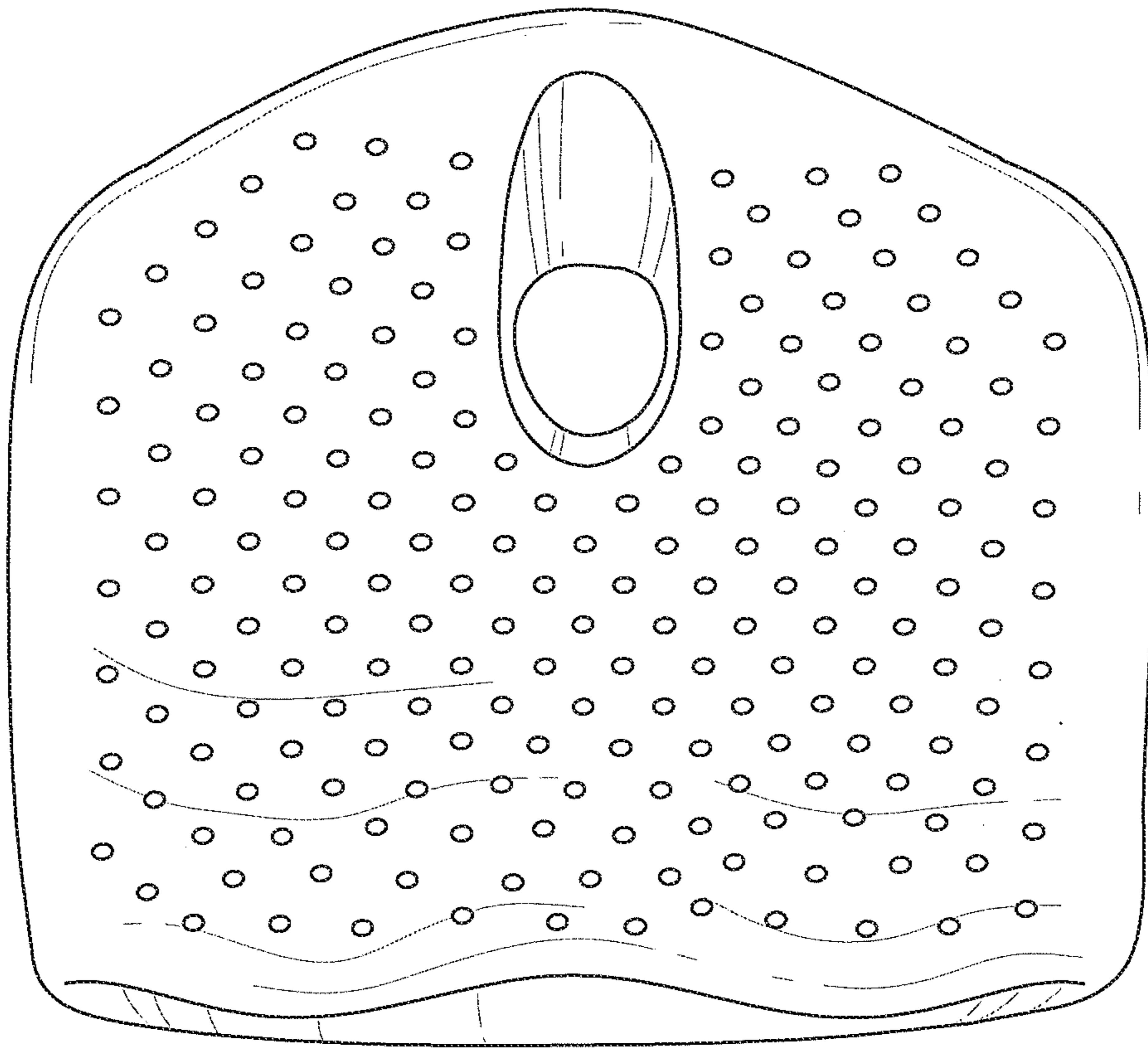


Fig.6

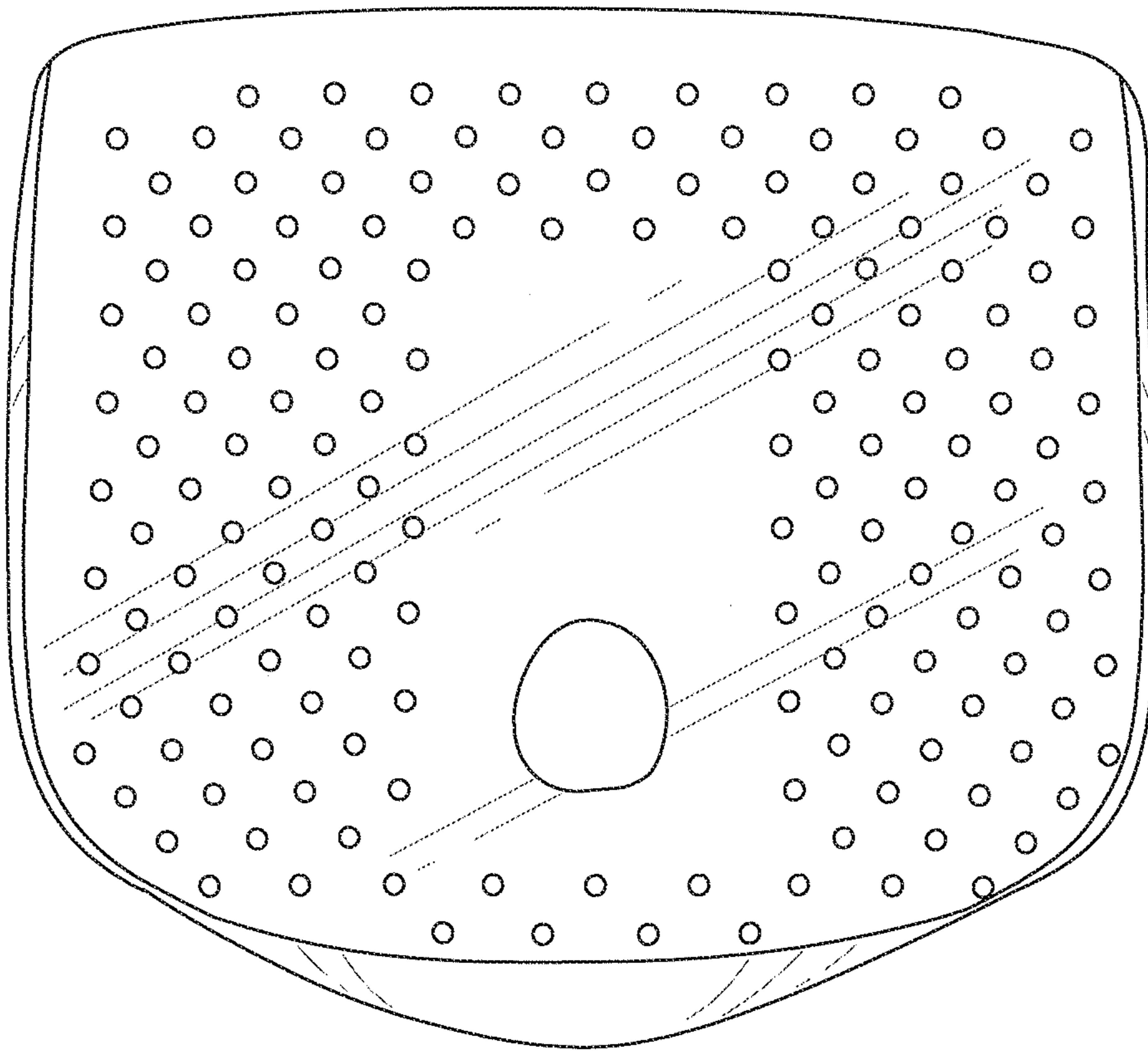


Fig. 7