



US00D885778S

(12) **United States Design Patent**
Nunn

(10) **Patent No.:** **US D885,778 S**
(45) **Date of Patent:** **** Jun. 2, 2020**

- (54) **VEHICLE SEAT**
- (71) Applicant: **Jaguar Land Rover Limited**, Whitley, Coventry (GB)
- (72) Inventor: **Chloe Nunn**, Coventry (GB)
- (73) Assignee: **Jaguar Land Rover Limited**, Whitley, Coventry (GB)
- (**) Term: **15 Years**
- (21) Appl. No.: **29/645,814**
- (22) Filed: **Apr. 30, 2018**

Related U.S. Application Data

- (62) Division of application No. 29/556,496, filed on Mar. 1, 2016, now Pat. No. Des. 817,652.

Foreign Application Priority Data

Sep. 4, 2015 (EM) 002766709

- (51) **LOC (12) Cl.** **06-01**
- (52) **U.S. Cl.**
USPC **D6/356**
- (58) **Field of Classification Search**
USPC D6/356, 334-336, 367, 368, 374, 375, D6/716, 716.1, 716.2, 716.3, 716.4, 716.5
CPC B60N 2/22; B60N 2/248; B60N 2/2851; B60N 2/449; B60N 2/4882; B60N 2/686; A47C 7/022; A47C 7/18; A47C 3/12
See application file for complete search history.

References Cited

U.S. PATENT DOCUMENTS

- 3,729,228 A * 4/1973 Inoue B60N 2/803 297/396
- D315,255 S * 3/1991 Beermann D6/333

- D332,181 S * 1/1993 Sacco D6/356
- D354,629 S * 1/1995 Chapman D6/334
- D365,216 S * 12/1995 Smith D6/356
- 5,673,972 A * 10/1997 Dudash B60N 2/20 297/378.12
- D440,062 S * 4/2001 Tsay D6/356
- D442,376 S * 5/2001 Norman D6/356
- D460,279 S * 7/2002 Moburg D6/356
- D465,344 S * 11/2002 Siegert D6/356
- D478,221 S * 8/2003 Pfeiffer D6/356
- D504,785 S * 5/2005 Beermann D6/356
- D506,084 S * 6/2005 Beermann D6/356
- D535,485 S * 1/2007 Moburg D6/356
- D536,185 S * 2/2007 Ritzel D6/356
- D578,785 S * 10/2008 Wyszogrod D6/356
- D587,025 S * 2/2009 Juraschek D6/356
- D591,068 S * 4/2009 Corradi D6/356
- D592,413 S * 5/2009 Higashida D6/356
- D614,878 S * 5/2010 Higashida D6/356
- D650,187 S * 12/2011 Nakaminami D6/356
- D651,819 S * 1/2012 Fleming D6/356
- D655,097 S * 3/2012 Paetzel D6/356

(Continued)

Primary Examiner — Nathan M Johnston

(74) *Attorney, Agent, or Firm* — Wood Herron & Evans LLP

(57) **CLAIM**

The ornamental design for a vehicle seat, as shown and described.

DESCRIPTION

FIG. 1 is a front right perspective view of a vehicle seat according to the present invention.

FIG. 2 is a rear left perspective view of the vehicle seat shown in FIG. 1.

FIG. 3 is a front view thereof.


FIG. 4 is a rear view thereof.

FIG. 5 is left side view thereof.

FIG. 6 is a right side view thereof; and,

FIG. 7 is a top view thereof.

1 Claim, 7 Drawing Sheets



(56)

References Cited

U.S. PATENT DOCUMENTS

D657,579	S *	4/2012	Klein	D6/356
D665,181	S *	8/2012	Crepeau	D6/356
D682,571	S *	5/2013	Ali	D6/356
D685,586	S *	7/2013	Klein	D6/356
D694,031	S *	11/2013	Ritzel	D6/356
D695,535	S *	12/2013	Moburg	D6/356
D711,125	S *	8/2014	Nishida	D6/356
D721,895	S *	2/2015	Beermann	D6/356
D723,821	S *	3/2015	Kondou	D6/356
D738,127	S *	9/2015	Nishida	D6/356
D749,332	S *	2/2016	Prince	D6/356
D752,353	S *	3/2016	Owaku	D6/356
D767,292	S *	9/2016	Line	D6/356
9,637,035	B2 *	5/2017	Abe	B60N 2/646
9,649,963	B2 *	5/2017	Line	B60N 2/64
D788,481	S *	6/2017	Kumagai	D6/356
D789,109	S *	6/2017	Kumagai	D6/356
D790,241	S *	6/2017	Yoon	D6/356
2009/0234544	A1 *	9/2009	Humer	B60N 2/4228 701/49
2011/0316320	A1 *	12/2011	Kulkarni	B60N 2/682 297/452.48
2013/0214583	A1 *	8/2013	Uramichi	B60N 2/70 297/452.48
2014/0028074	A1 *	1/2014	Imamura	B60N 2/64 297/452.18
2015/0291072	A1 *	10/2015	Ito	B60N 2/72 297/452.2
2016/0257231	A1 *	9/2016	Imamura	B60N 2/72
2016/0347224	A1 *	12/2016	Line	B60N 2/80
2017/0015228	A1 *	1/2017	Berno	B60N 3/002
2017/0113584	A1 *	4/2017	Kumagai	B60N 2/5825
2017/0113642	A1 *	4/2017	Inoue	F16B 45/00

* cited by examiner



FIG. 1



FIG. 2




FIG. 3



FIG. 4



FIG. 5



FIG. 6

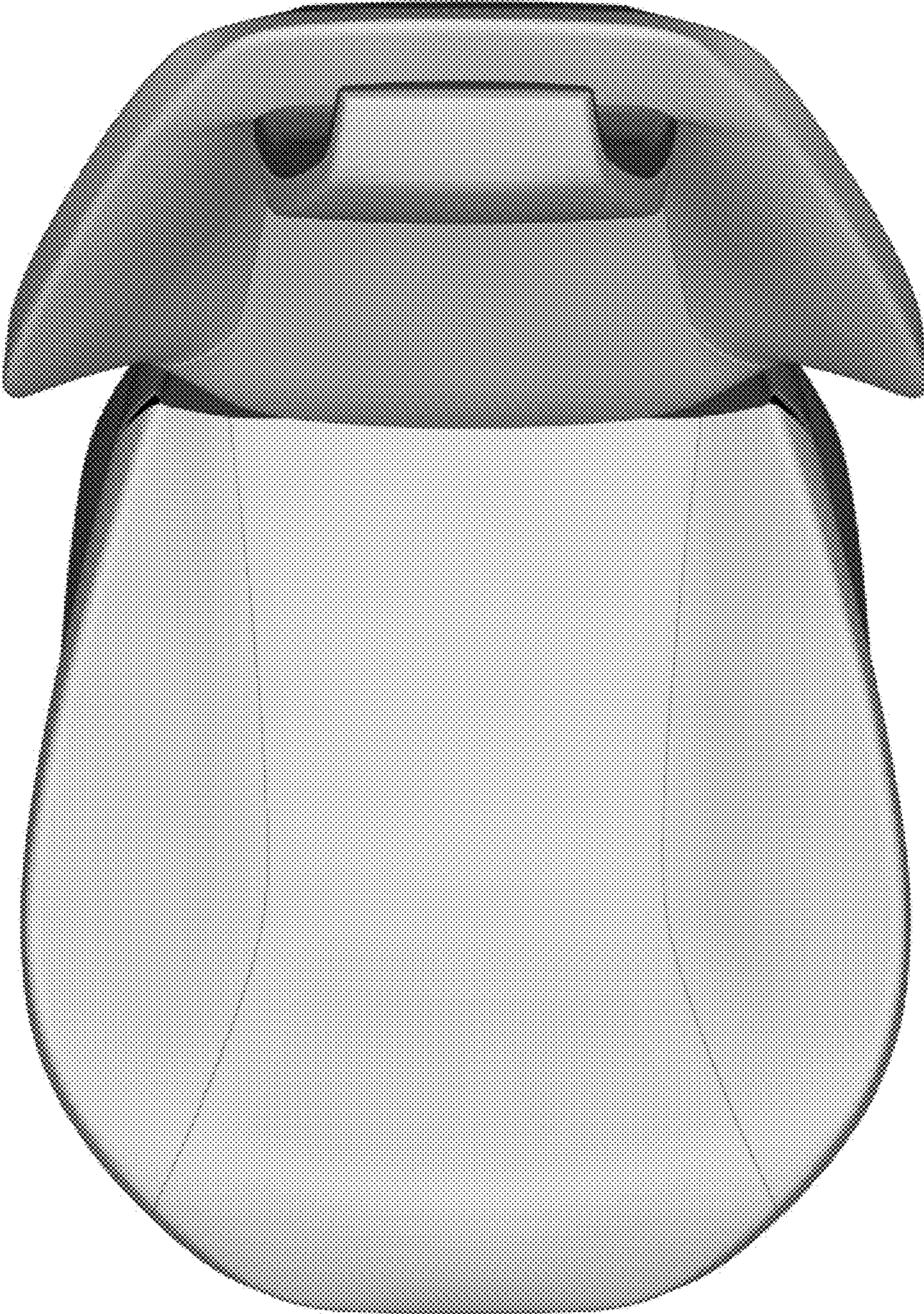


FIG. 7