



US00D885772S

(12) **United States Design Patent**
Yau

(10) **Patent No.:** **US D885,772 S**
(45) **Date of Patent:** **** Jun. 2, 2020**

- (54) **HANGER WITH HEADWEAR CLIPS**
- (71) Applicant: **Wai Shing Plastic Products Ltd.,**
Kowloon (HK)
- (72) Inventor: **Wai Keung Yau,** Kowloon (HK)
- (73) Assignee: **WAI SHING PLASTIC PRODUCTS**
LTD., Hong Kong (HK)
- (**) Term: **15 Years**
- (21) Appl. No.: **29/685,052**
- (22) Filed: **Mar. 26, 2019**
- (51) **LOC (12) Cl.** **06-08**
- (52) **U.S. Cl.**
USPC **D6/319; D6/326; D6/328**
- (58) **Field of Classification Search**
USPC **D6/315-328**
CPC **A47G 25/28; A47G 25/32; A47G 25/487;**
A47G 25/26; A47G 25/4023; A47G
25/20; A47G 25/481; A47G 25/743;
A47G 25/442; A47G 25/30; A47G 25/48;
A47G 25/36; A47G 25/24; A47G 25/16;
A47G 25/14; A47G 25/40; A47G 25/52;
A47G 25/70; A47G 25/4038; A47G
25/1457; A47G 25/06; A47G 2025/484;
A47G 25/0685; A47G 25/34; A47G
25/0607; A47G 25/74
See application file for complete search history.

- (56) **References Cited**
U.S. PATENT DOCUMENTS
D197,542 S * 2/1964 Levine et al. D6/319
D222,513 S * 10/1971 Hart et al. D6/315

- D225,151 S * 11/1972 Hart D6/326
- D271,552 S * 11/1983 Samuels D6/319
- 4,438,874 A * 3/1984 Zuckerman A47G 25/16
223/88
- 6,000,588 A * 12/1999 Kolton A47G 25/16
223/88
- 6,105,835 A * 8/2000 Hatakeyama A47G 25/48
223/88
- D506,077 S * 6/2005 Pluchino D6/326
- D531,418 S * 11/2006 Williams D6/326
- 2006/0011670 A1 * 1/2006 Pluchino A47G 25/16
223/85

* cited by examiner

Primary Examiner — Lauren R Calve

(74) *Attorney, Agent, or Firm* — Baker & McKenzie LLP

(57) **CLAIM**

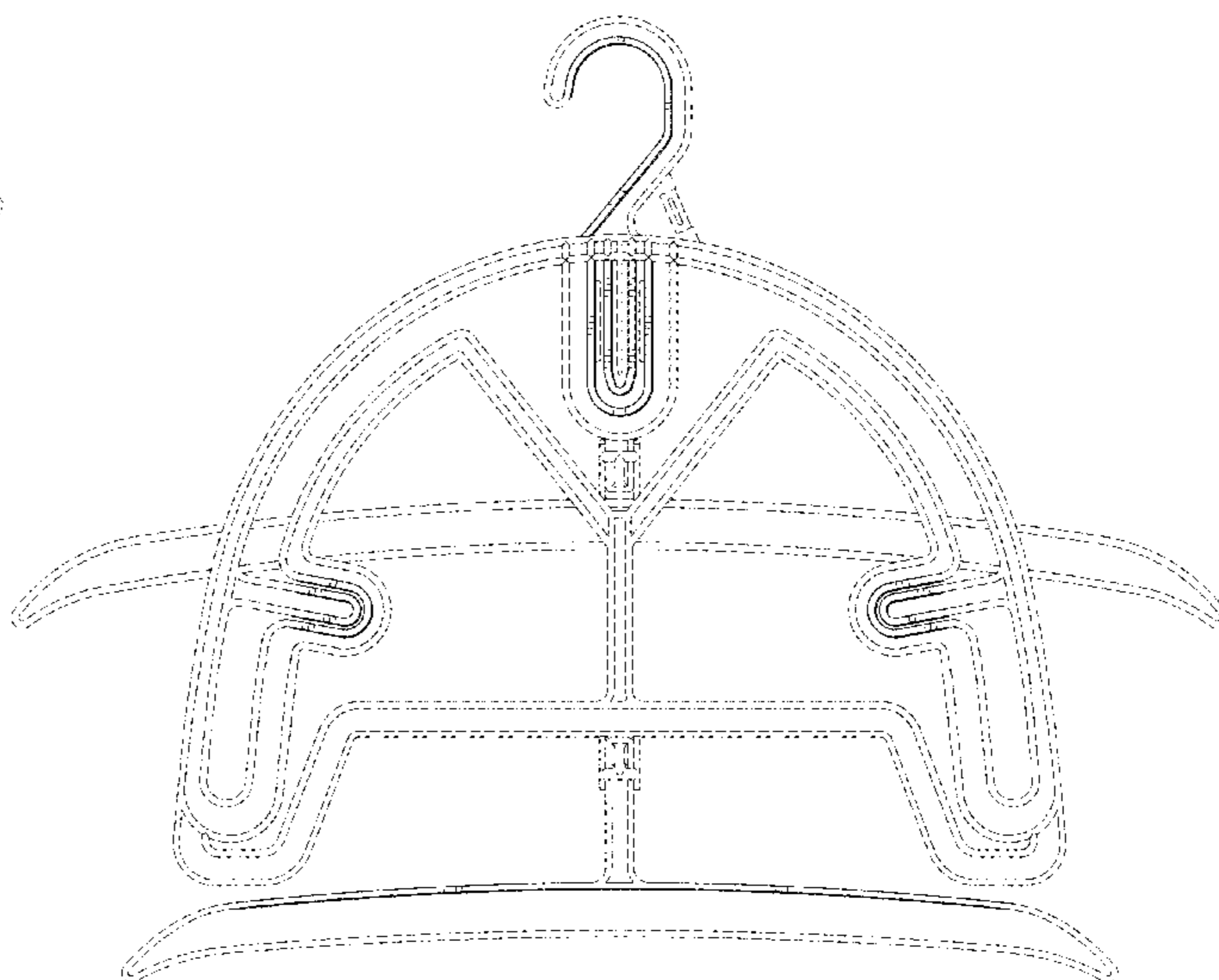
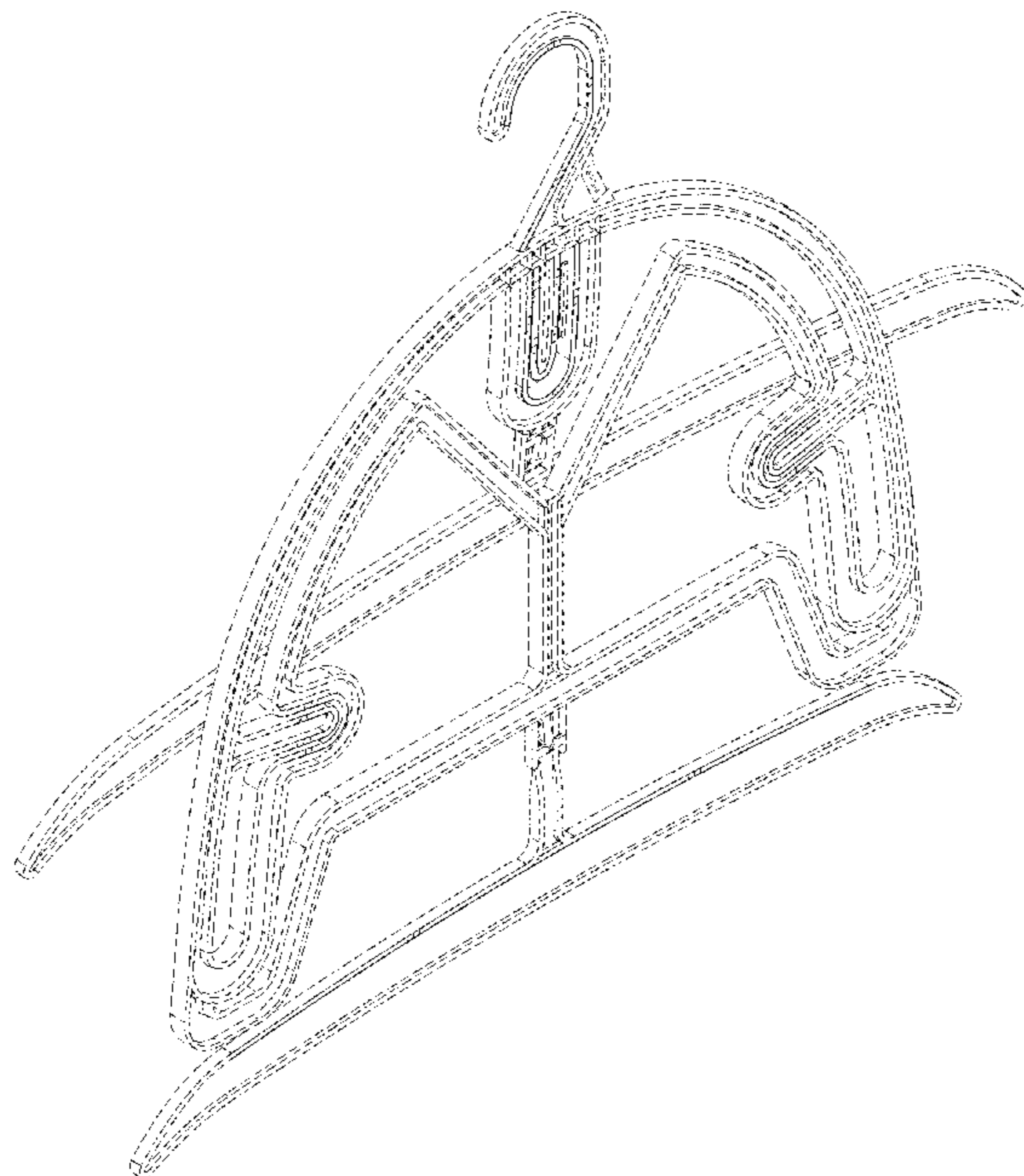
The ornamental design for a hanger with headwear clips, as illustrated and described.

DESCRIPTION

FIG. 1 is a top perspective view of a hanger with headwear clips, illustrating the new design;
 FIG. 2 is a front view thereof;
 FIG. 3 is a rear view thereof;
 FIG. 4 is a right side view thereof;
 FIG. 5 is a left side view thereof;
 FIG. 6 is a top view thereof; and,
 FIG. 7 is a bottom view thereof.

The broken-line disclosure of elements is understood to represent portions of the article in which the design is embodied, but which form no part of the claimed design.

1 Claim, 5 Drawing Sheets



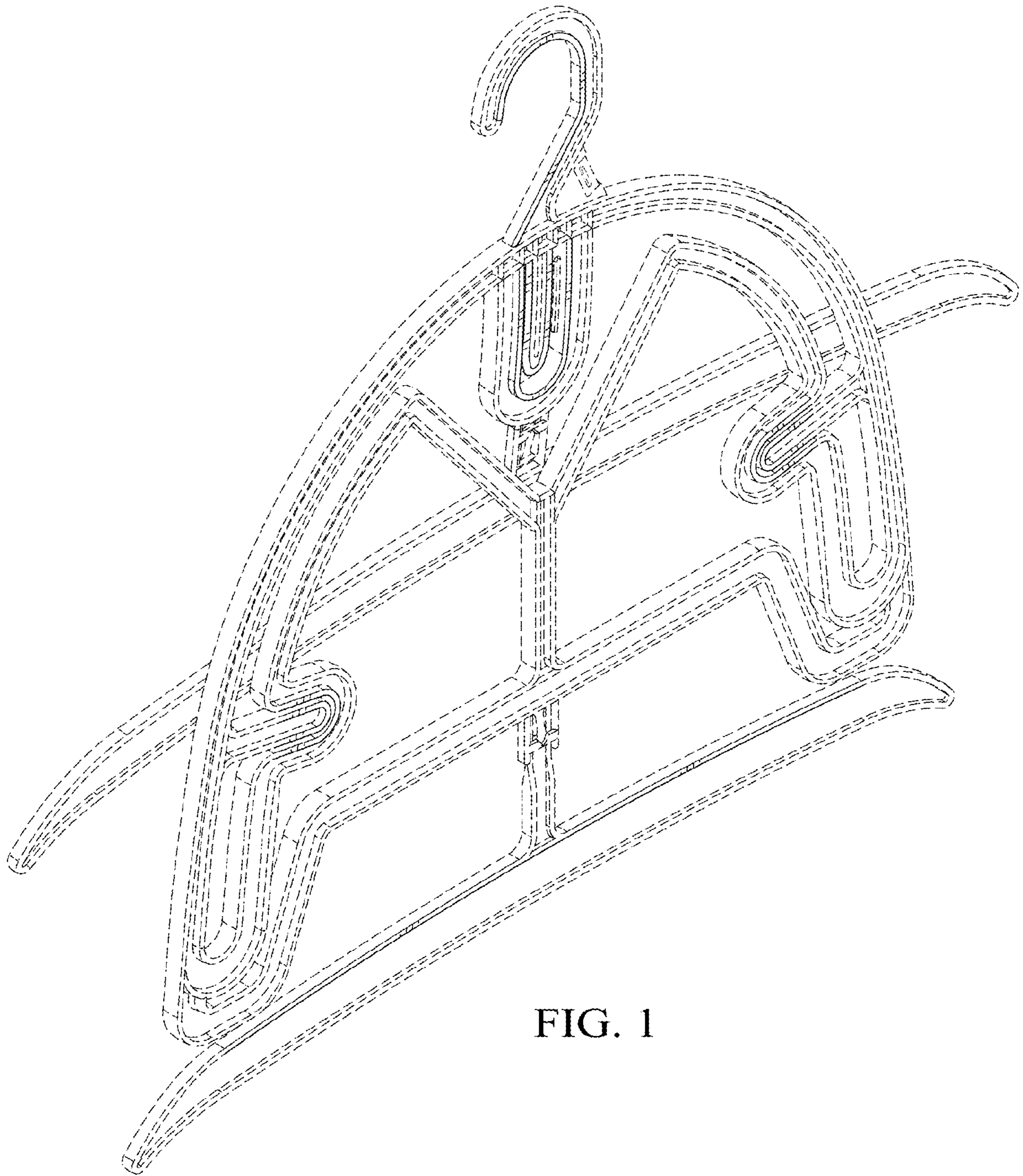


FIG. 1

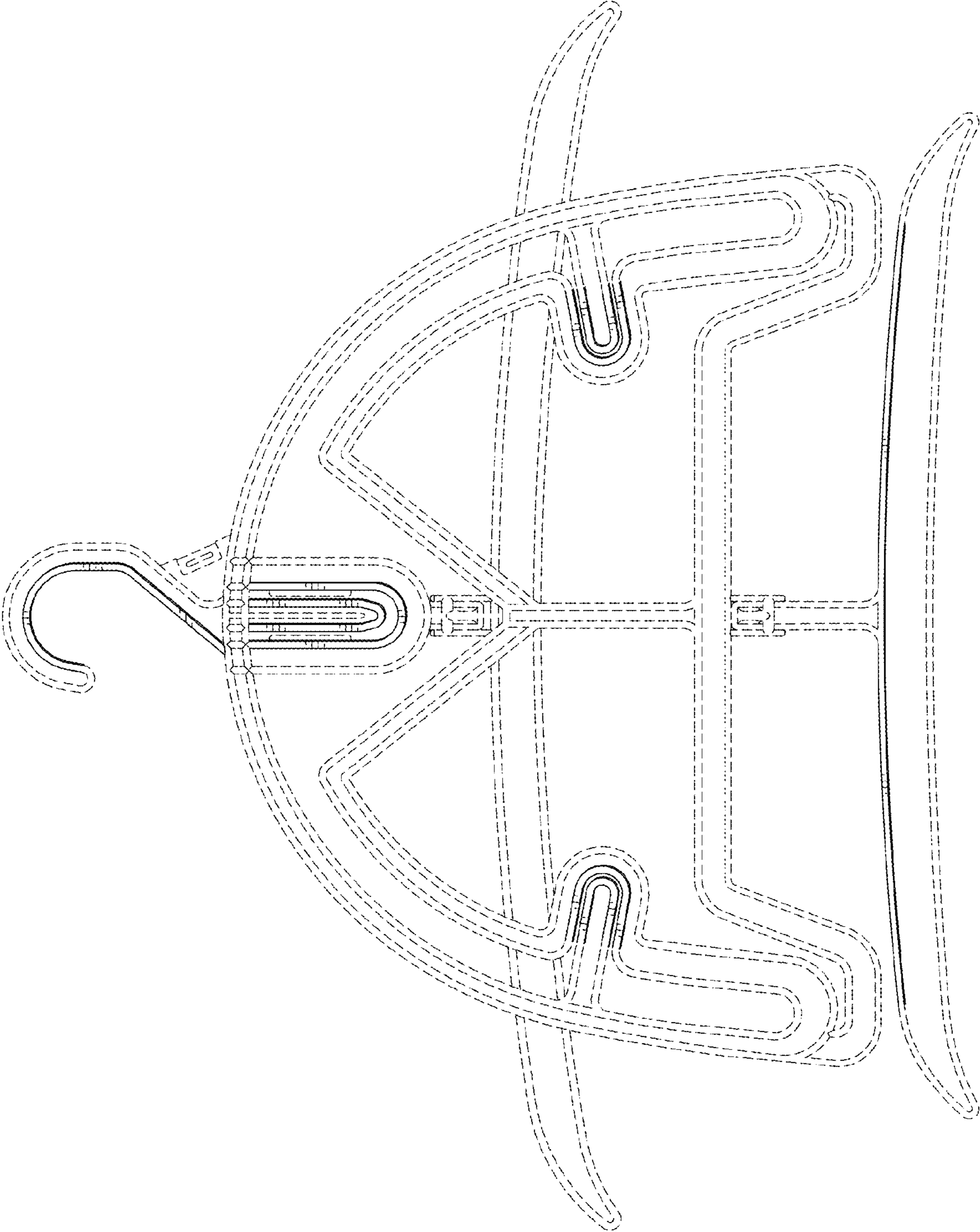


FIG. 2

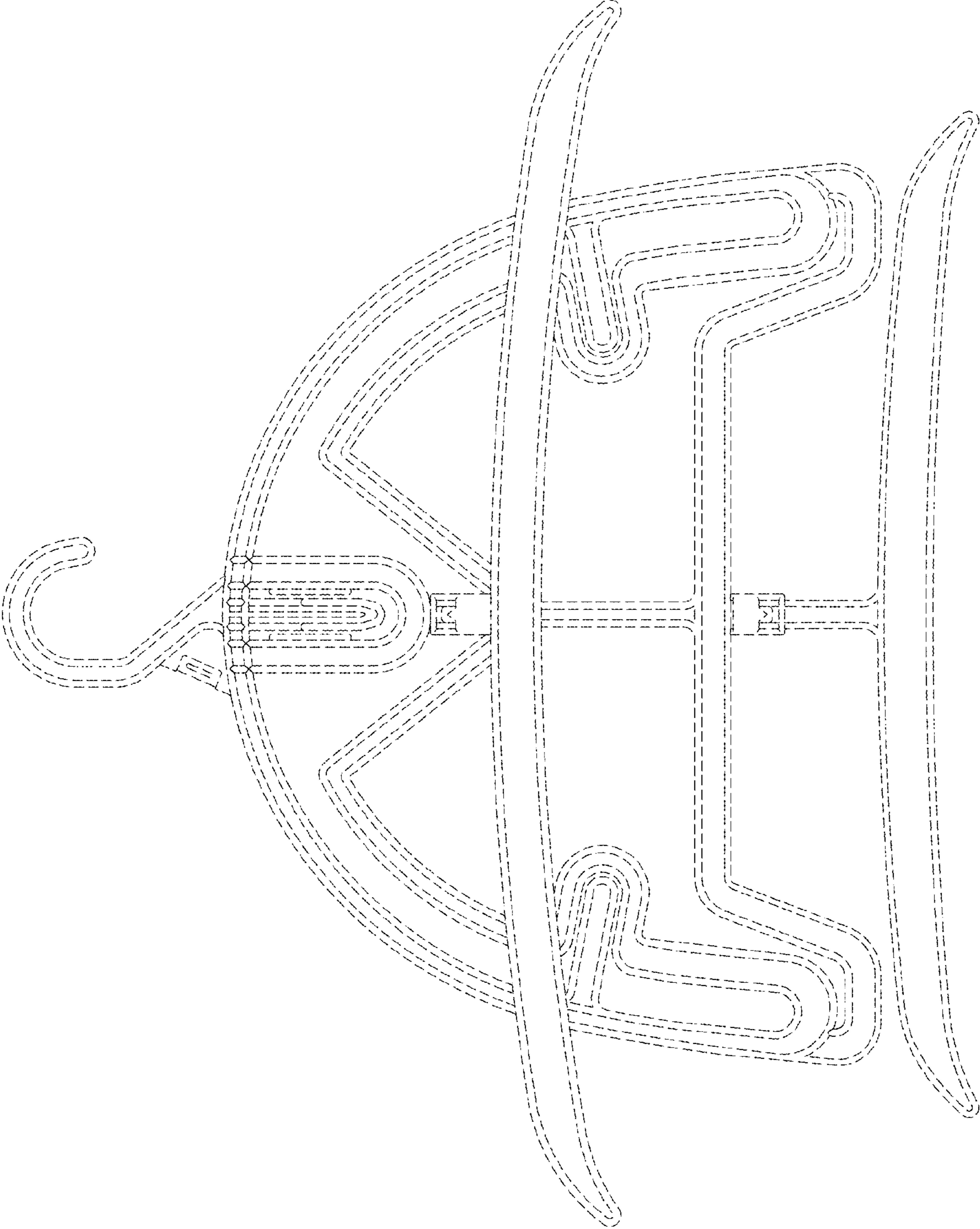


FIG. 3




FIG. 4




FIG. 5

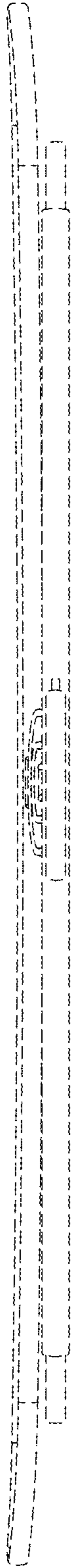


FIG. 6




FIG. 7