



US00D885767S

(12) **United States Design Patent**
Lage et al.

(10) **Patent No.:** **US D885,767 S**
(45) **Date of Patent:** **** Jun. 2, 2020**

- (54) **ELECTRIC TOOTHBRUSH**
- (71) Applicant: **Gregg L. Lage, D.D.S.P.C.**, Denver, CO (US)
- (72) Inventors: **Gregg L. Lage**, Broomfield, CO (US); **John Kater**, Golden, CO (US); **William Gage Cullum**, Denver, CO (US); **Matthew Lewis**, Golden, CO (US); **Cesar Navejas Garcia**, Thornton, CO (US); **Duncan Melton**, Berthoud, CO (US); **Brock Morrison**, Sparks, NV (US); **James Livingston**, Golden, CO (US); **Evan Malatesta**, Denver, CO (US); **Brandon Tyler**, Littleton, CO (US); **Jack Harty**, Edwards, CO (US); **Gehrig White**, Longmont, CO (US)
- (73) Assignee: **Gregg L. Lage D.D.S., P.C.**, Denver, CO (US)
- (**) Term: **15 Years**
- (21) Appl. No.: **29/672,330**
- (22) Filed: **Dec. 4, 2018**
- (51) **LOC (12) Cl.** **04-02**
- (52) **U.S. Cl.**
USPC **D4/101**
- (58) **Field of Classification Search**
USPC D4/100, 101, 102, 104, 105, 106, 107, D4/108; 15/167.1
CPC . A46B 2200/1066; A46B 9/04; A61C 17/222; A61C 17/24; A61C 17/26
See application file for complete search history.

- 3,161,899 A * 12/1964 Poizat A61C 17/26 15/23
 - 3,369,265 A * 2/1968 Halberstadt A61C 17/32 15/22.1
 - 3,400,417 A * 9/1968 Moret A61C 17/222 15/22.1
 - D323,745 S 2/1992 Stuart
 - D343,064 S 1/1994 Reno
 - D401,413 S 11/1998 Porter
 - D410,788 S 6/1999 Rangel et al.
 - D451,286 S 12/2001 Hohlbein
 - D465,656 S 11/2002 Harada
 - D491,728 S 6/2004 Jimenez
 - D492,116 S * 6/2004 Nanda D4/101
 - D619,368 S * 7/2010 Toshima D4/101
- (Continued)

FOREIGN PATENT DOCUMENTS

- CA 83984 5/1998
 - CA 89738 6/2000
- (Continued)

Primary Examiner — Karen E Eldridge Powers
(74) *Attorney, Agent, or Firm* — Stanley J. Gradisar
Attorney At Law, LLC; Stanley J. Gradisar

(57) **CLAIM**

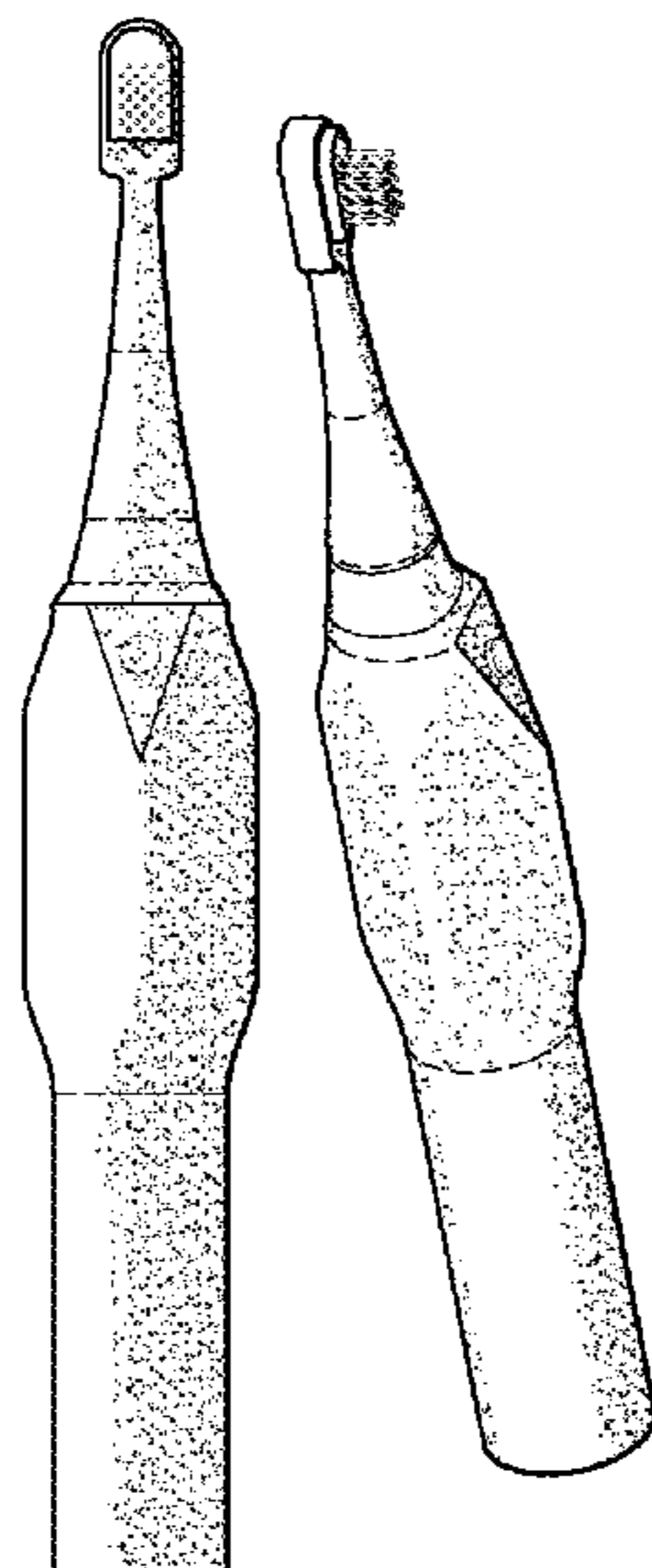
The ornamental design for a electric toothbrush, as shown and described.

DESCRIPTION

FIG. 1 is a front elevation view of the electric toothbrush; FIG. 2 is a left side elevation view thereof; FIG. 3 is a back elevation view thereof; FIG. 4 is a right side elevation view thereof; FIG. 5 is an enlarged bottom plan view thereof; FIG. 6 is an enlarged top plan view thereof; and, FIG. 7 is a perspective view thereof.
The broken lines showing portions of the electric toothbrush are included for the purpose of illustrating environment and form no part of the claimed design.

1 Claim, 2 Drawing Sheets

- (56) **References Cited**
U.S. PATENT DOCUMENTS
D165,248 S 11/1951 Sherrod et al.
D172,862 S 8/1954 Brennan



(56)

References Cited

U.S. PATENT DOCUMENTS

D619,717 S 7/2010 Toshima
D628,809 S * 12/2010 Daniel D4/108
D663,122 S 7/2012 Nanda
D710,616 S 8/2014 Corbett et al.
D715,056 S 10/2014 Alejandro et al.
9,027,188 B2 * 5/2015 Sorrentino A61C 17/22
15/22.1
D742,649 S 11/2015 Thompson
D750,378 S 3/2016 Nguyen et al.
D752,870 S 4/2016 Slota
D754,441 S 4/2016 Corbett et al.
10,172,440 B2 * 1/2019 Wagstaff A46D 1/0276
2012/0304407 A1 * 12/2012 Yu A46B 3/06
15/110

FOREIGN PATENT DOCUMENTS

CA 91498 1/2001
CA 115179 12/2006

* cited by examiner

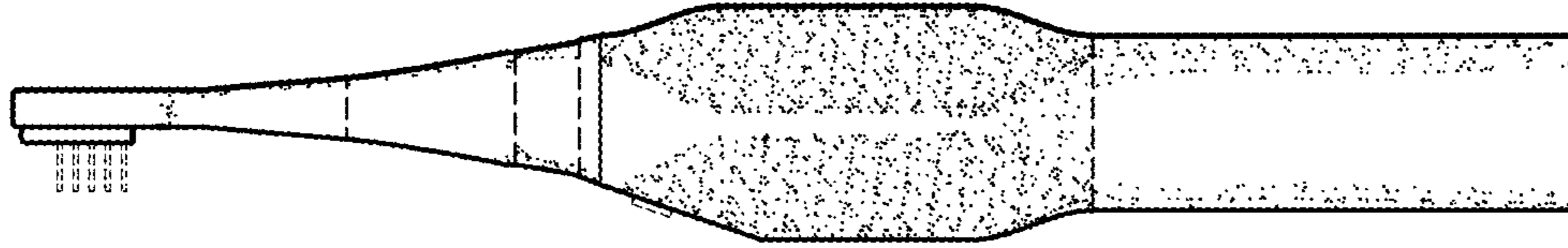


FIG. 4

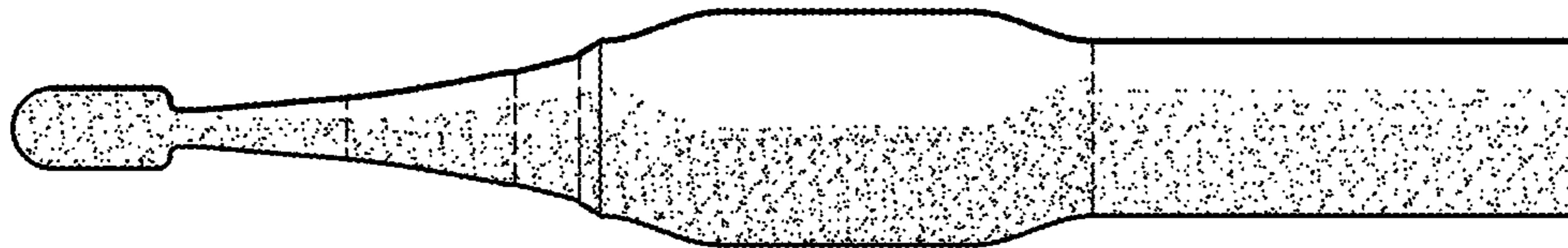


FIG. 3

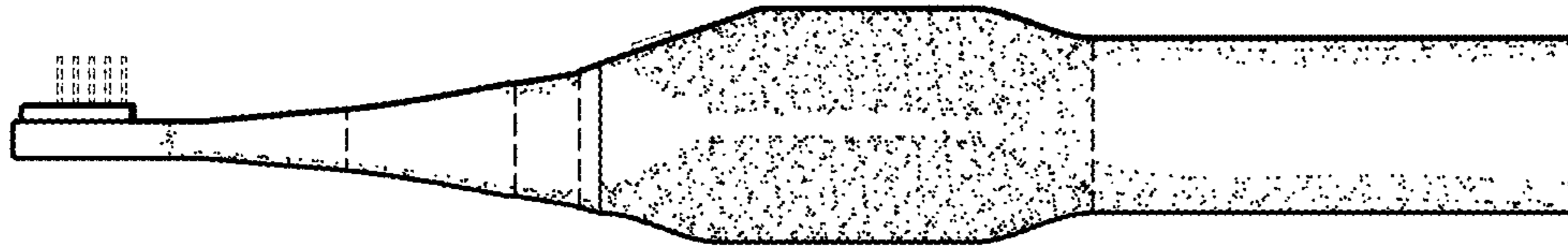


FIG. 2

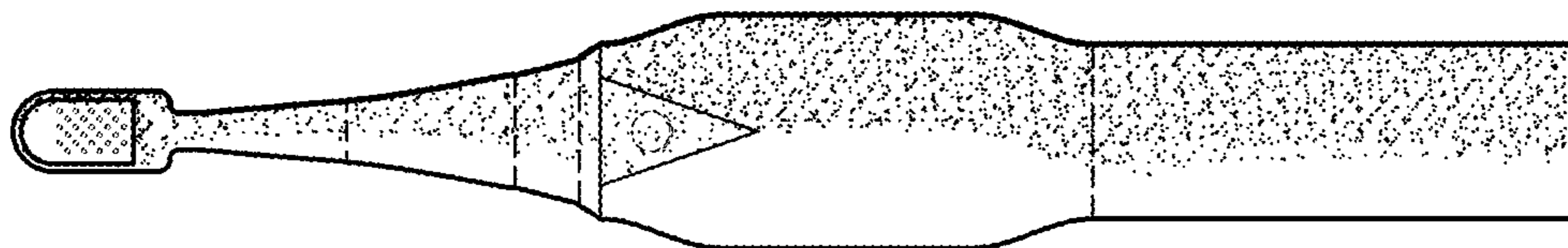


FIG. 1

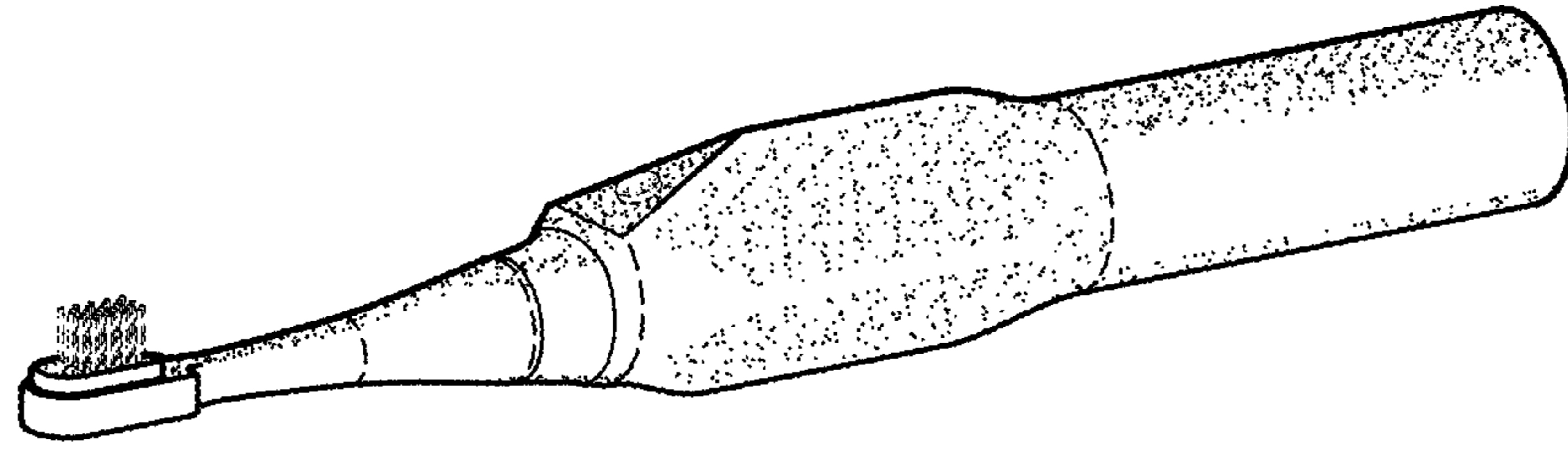


FIG. 7

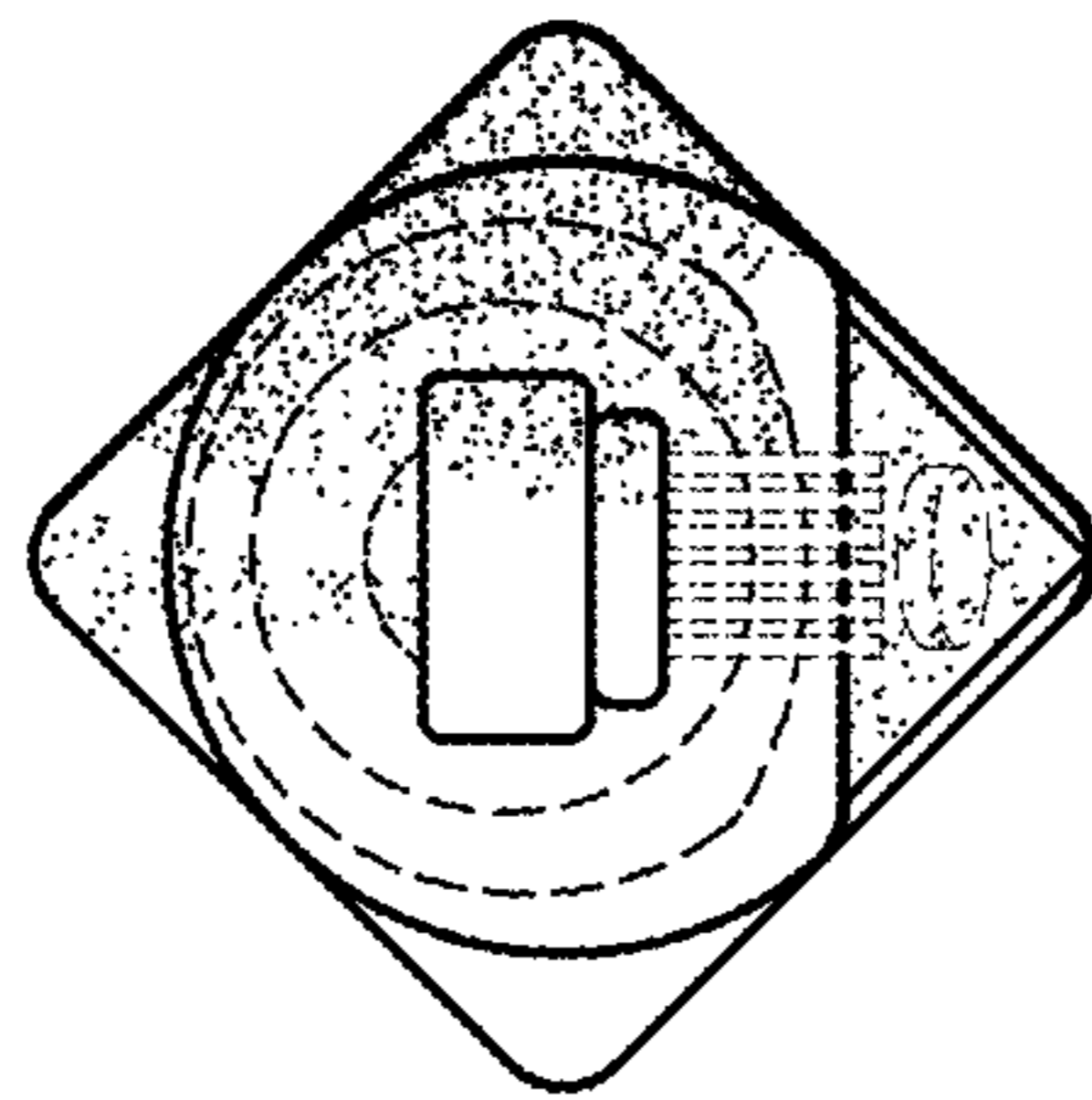


FIG. 6

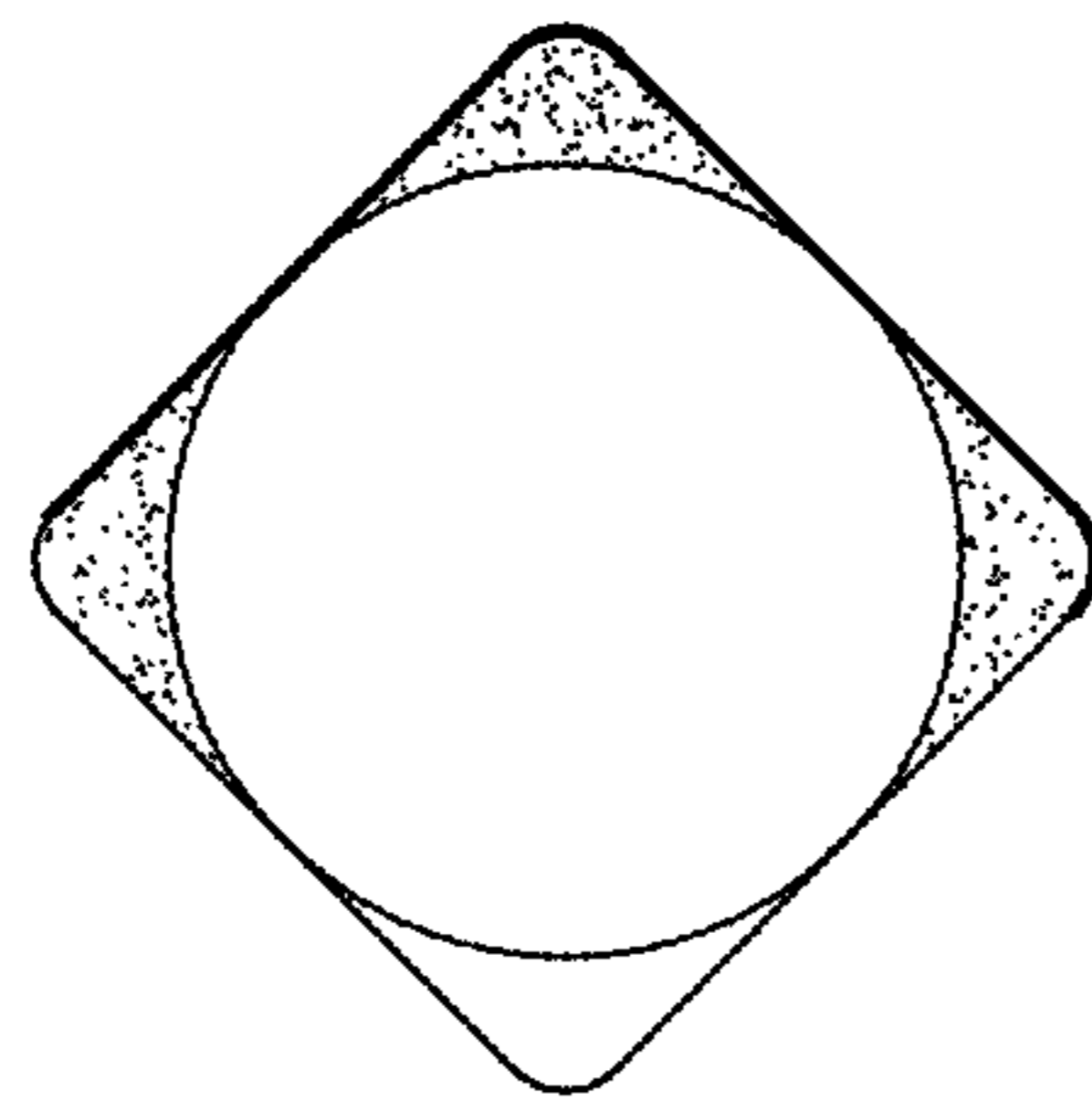


FIG. 5