



US00D885755S

(12) **United States Design Patent**  
**Dumas**

(10) **Patent No.:** **US D885,755 S**  
(45) **Date of Patent:** **\*\* Jun. 2, 2020**

- (54) **BAG**
- (71) Applicant: **HERMES SELLIER (Société par actions simplifiée)**, Paris (FR)
- (72) Inventor: **Pierre-Alexis Dumas**, Paris (FR)
- (\*\*) Term: **15 Years**
- (21) Appl. No.: **35/506,717**
- (22) Filed: **Feb. 25, 2019**
- (80) **Hague Agreement Data**  
 Int. Filing Date: **Feb. 25, 2019**  
 Int. Reg. No.: **DM/200744**  
 Int. Reg. Date: **Feb. 25, 2019**  
 Int. Reg. Pub. Date: **May 10, 2019**
- (51) **LOC (12) Cl.** ..... **03-01**
- (52) **U.S. Cl.**  
 USPC ..... **D3/232; D3/243**
- (58) **Field of Classification Search**  
 USPC ..... **D3/201, 217, 232-233, 240-243, D3/245-247, 249-253, 318, 321, 322**  
 CPC ..... **A45C 1/024; A45C 3/06**  
 See application file for complete search history.
- (56) **References Cited**  
**U.S. PATENT DOCUMENTS**  
 380,416 A \* 4/1888 Ames ..... A45C 3/06  
 150/110  
 1,143,171 A \* 6/1915 Bushwick ..... A45C 3/06  
 150/100  
 D137,864 S \* 5/1944 Jolles ..... D3/243  
 D141,474 S \* 6/1945 Rath ..... D3/243  
 D171,994 S \* 4/1954 Aberman ..... D3/243

- D171,995 S \* 4/1954 Aberman ..... D3/243
- D174,859 S \* 5/1955 Kaplan ..... D3/243
- D181,314 S \* 10/1957 Reed ..... D3/243
- D184,892 S \* 4/1959 Reed ..... D3/243
- D185,343 S \* 6/1959 Bienen ..... D3/243
- D772,563 S \* 11/2016 Carol-Libman ..... D3/232
- D860,644 S \* 9/2019 Dolce ..... D3/243

\* cited by examiner

*Primary Examiner* — Holly E Thurman

(57) **CLAIM**

The ornamental design for a bag, as shown and described.

**DESCRIPTION**

Figure 1.1 is a front perspective view of the bag showing my new design;  
 Figure 1.2 is a front view thereof;  
 Figure 1.3 is a rear view thereof;  
 Figure 1.4 is a right side view thereof;  
 Figure 1.5 is a left side view thereof;  
 Figure 1.6 is a top view thereof;  
 Figure 1.7 is a bottom view thereof;  
 Figure 1.8 is a front perspective view thereof, with the bag shown in an open condition of use;  
 Figure 1.9 is an enlarged front view thereof, with the lock mechanism shown in an open condition of use;  
 Figure 1.10 is another enlarged front view thereof, with the lock mechanism and flap shown in an open condition of use;  
 AND  
 Figure 1.11 is another enlarged front view thereof, with the lock mechanism shown in a closed condition of use.  
 The dashed lines in the drawings depict thread stitching and forms part of the claimed design. The dot-dash broken lines in Figures 1.9 through 1.11 depict the bounds of the enlarged portions and form NO part of the claimed design.

**1 Claim, 11 Drawing Sheets**



1.1



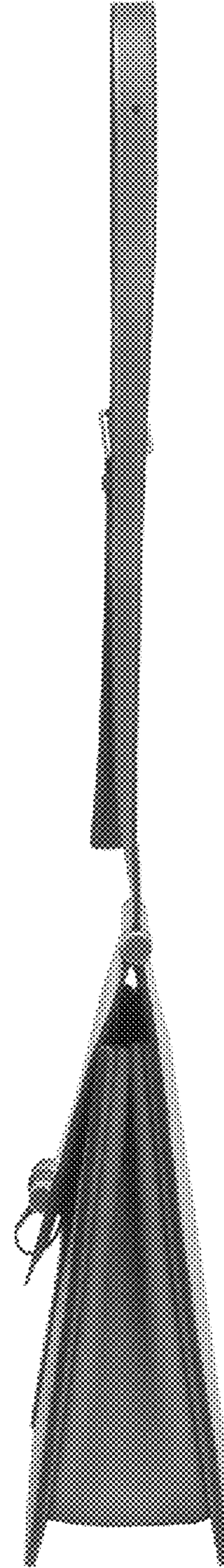
1.2




1.3




1.4




1.5



1.6



1.7






1.8



1.9



1.10



1.11

