



US00D885745S

(12) **United States Design Patent**
Kimbrel

(10) **Patent No.:** **US D885,745 S**

(45) **Date of Patent:** **** Jun. 2, 2020**

- (54) **KNITTING NEEDLE**
- (71) Applicant: **Jimmys Wool, LLC**, Reno, NV (US)
- (72) Inventor: **Shannon Kimbrel**, Reno, NV (US)
- (73) Assignee: **JIMMYS WOOL, LLC**, Reno, NV (US)
- (**) Term: **15 Years**
- (21) Appl. No.: **29/647,847**
- (22) Filed: **May 16, 2018**
- (51) **LOC (12) Cl.** **02-07**
- (52) **U.S. Cl.**
USPC **D3/28**
- (58) **Field of Classification Search**
USPC D3/18, 20, 28; D15/66, 78; D24/130
CPC . D04B 3/00; D04B 3/02; D04B 33/00; D04B 35/02; D05B 85/00
See application file for complete search history.

(56) **References Cited**

U.S. PATENT DOCUMENTS

1,960,133	A *	5/1934	Aivazian	D04B 3/00 66/117
1,966,690	A *	7/1934	Van Bergen	D04B 3/00 66/117
1,989,352	A *	1/1935	Davis et al.	D04B 3/02 66/117
1,999,691	A *	4/1935	Graham et al.	D04B 3/02 66/117
D99,273	S *	4/1936	Ellis et al.	D3/28
2,043,958	A *	6/1936	Engel et al.	D04B 17/04 66/117
2,045,267	A *	6/1936	Graham et al.	D04B 3/02 66/117
2,096,482	A *	10/1937	Cook et al.	D04B 3/02 66/117

2,096,483	A *	10/1937	Cook et al.	D04B 17/04 66/117
2,208,124	A *	7/1940	Dunn	D04B 3/02 66/117
2,230,495	A *	2/1941	Kohlmann	D04B 3/00 66/117
2,242,880	A *	5/1941	Dunn et al.	D04B 3/02 66/117
2,245,893	A *	6/1941	Armitage et al.	D04B 17/04 66/117
D133,543	S *	8/1942	Megarry et al.	D3/28
D157,819	S *	3/1950	Williamson et al.	D3/28
2,633,720	A *	4/1953	Robbins	D04B 3/02 66/117
2,668,429	A *	2/1954	Barsky et al.	D04B 3/02 66/117
3,280,595	A *	10/1966	Linstead	D04B 3/02 66/117
3,412,912	A *	11/1968	Rosenberg	A43D 98/00 223/102

(Continued)

Primary Examiner — Steven J Czyn
(74) *Attorney, Agent, or Firm* — Gottlieb, Rackman & Reisman, PC

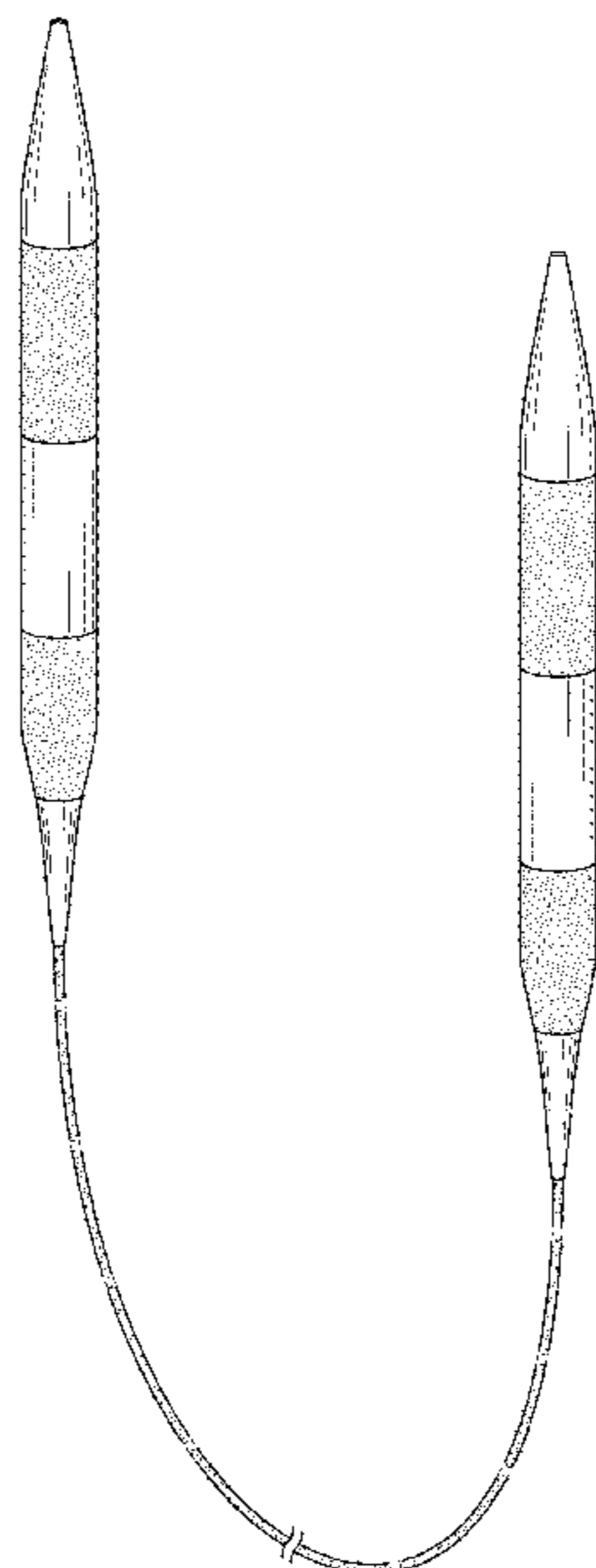
(57) **CLAIM**

The ornamental design for a knitting needle, as shown and described.

DESCRIPTION

FIG. 1 is a perspective view of a knitting needle showing my new design;
FIG. 2 is a front elevational view thereof;
FIG. 3 is a rear elevational thereof;
FIG. 4 is a right side elevational view thereof;
FIG. 5 is a left side elevational view thereof;
FIG. 6 is a top plan view thereof; and,
FIG. 7 is a bottom plan view thereof.
The broken lines depict portions of the article that form no part of the claimed design.

1 Claim, 5 Drawing Sheets



(56)

References Cited

U.S. PATENT DOCUMENTS

4,007,610 A * 2/1977 Linstead D04B 3/00
66/117
4,195,496 A * 4/1980 Vasquez D04B 3/02
66/117
4,341,094 A * 7/1982 Heide D04B 3/02
163/2
D269,734 S * 7/1983 Okada D3/28
4,494,387 A * 1/1985 Phipps D04B 3/02
66/117
4,501,133 A * 2/1985 Kretschmar D04B 33/00
66/117
4,553,410 A * 11/1985 Okada D04B 3/02
66/117
4,607,505 A * 8/1986 Dunker D04B 3/02
66/1 A
4,646,543 A * 3/1987 Okada D04B 3/02
66/117
4,680,947 A * 7/1987 Phipps, Sr. D04B 3/02
66/117
4,693,094 A * 9/1987 Kahn D04B 3/02
66/117
D362,539 S * 9/1995 Vigil D3/28
D386,899 S * 12/1997 Carroll D3/18
5,720,187 A * 2/1998 Matuo D04B 3/02
66/117

6,668,597 B2 * 12/2003 Robinson D04B 3/02
66/118
6,983,627 B1 * 1/2006 Eley-Holden-Sotnik
D04B 3/02
66/117
D526,477 S * 8/2006 Jost D3/28
D545,562 S * 7/2007 Feller D3/28
D599,542 S * 9/2009 Hoffman D3/28
D604,500 S * 11/2009 Buday D3/28
D614,395 S * 4/2010 DeGrazia D3/18
D615,747 S * 5/2010 Lindahl D3/28
7,874,181 B1 * 1/2011 Lindahl D04B 3/02
66/117
7,954,342 B2 * 6/2011 Devagnanam D04B 3/02
66/117
8,181,489 B2 * 5/2012 Selter D04B 3/02
66/117
8,210,003 B2 * 7/2012 Zheng D04B 3/02
66/117
D726,907 S * 4/2015 Trump D24/130
9,068,285 B2 * 6/2015 Zorbach D04B 3/02
D735,469 S * 8/2015 Rastogi D3/28
D735,776 S * 8/2015 Rastogi D15/66
D739,136 S * 9/2015 Rastogi D3/28
9,181,641 B1 * 11/2015 Moraca D04B 3/02
10,047,464 B2 * 8/2018 Hiza D05B 85/02
D840,673 S * 2/2019 Elalouf D3/28

* cited by examiner

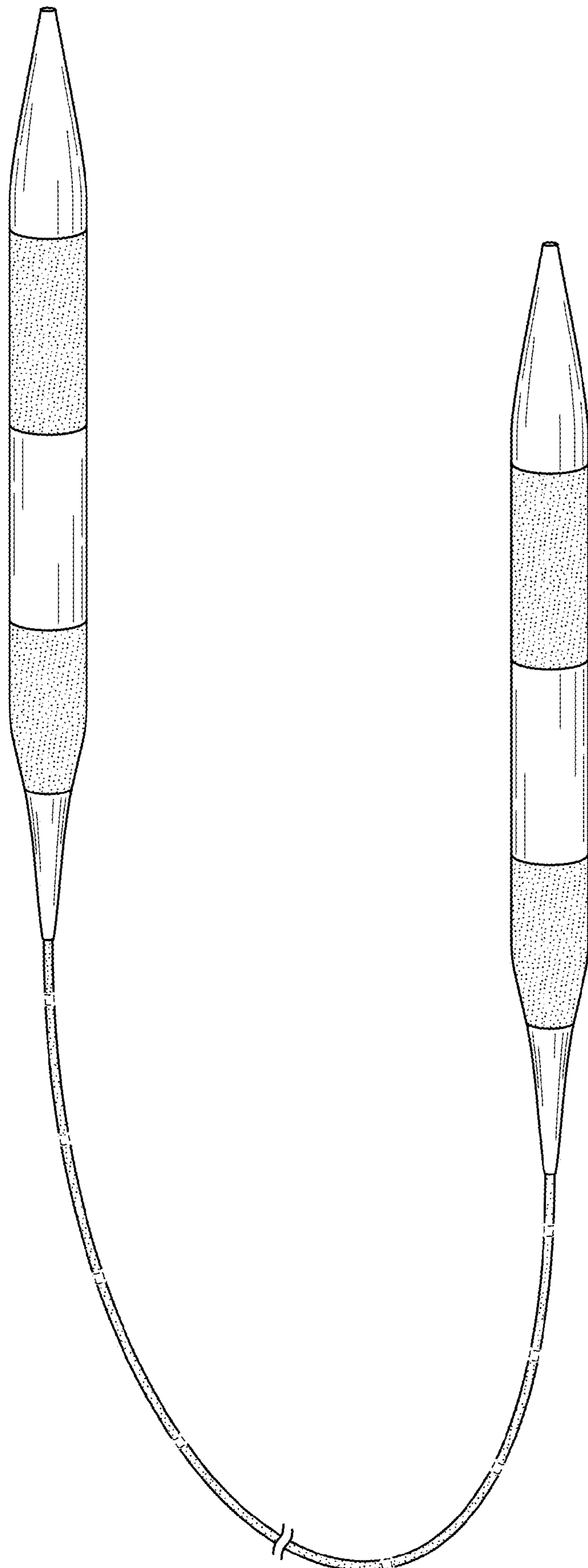


FIG. 1

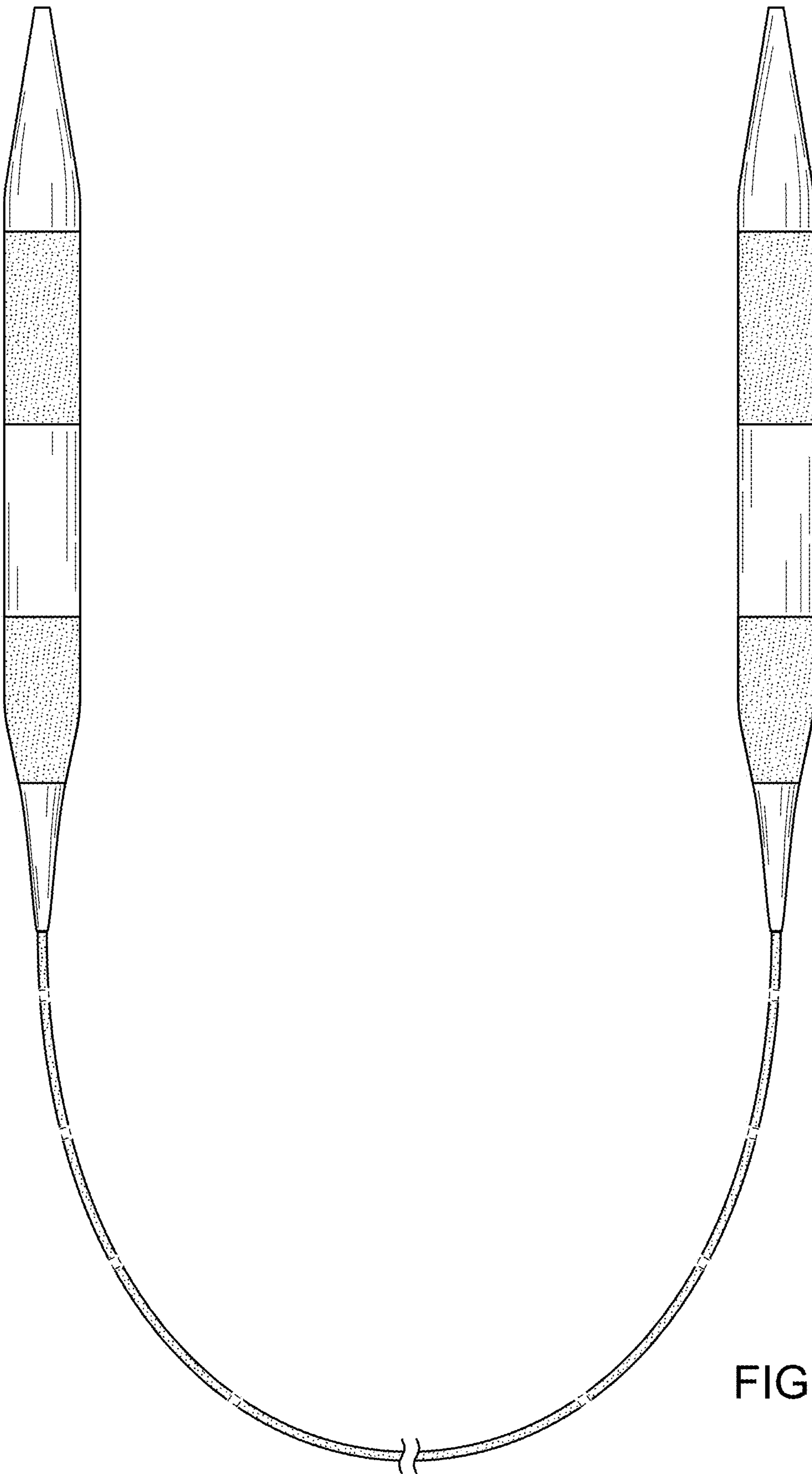


FIG. 2

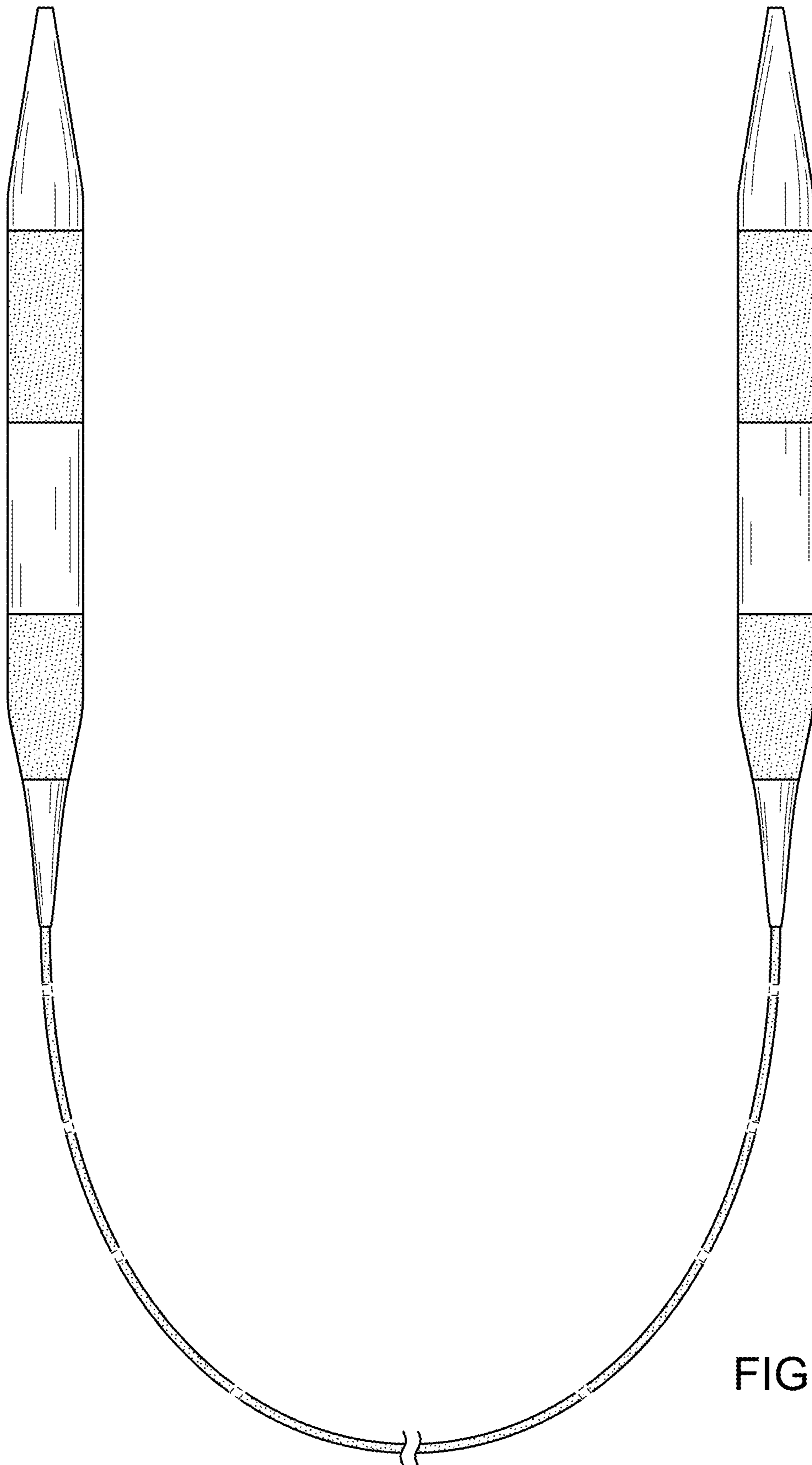


FIG. 3

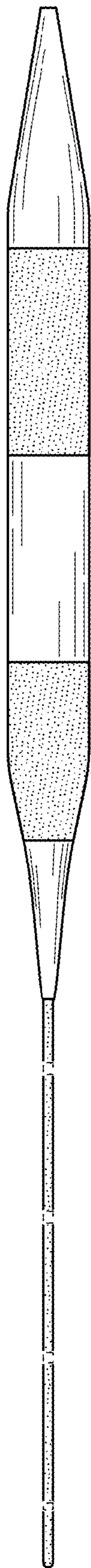


FIG. 4

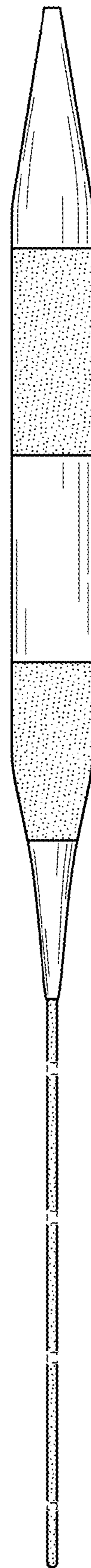


FIG. 5

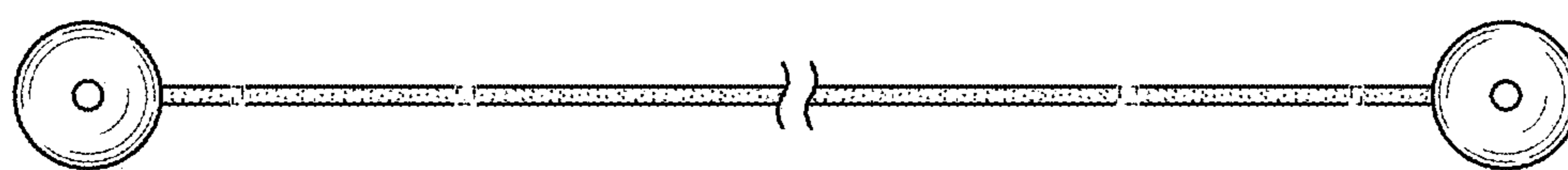


FIG. 6

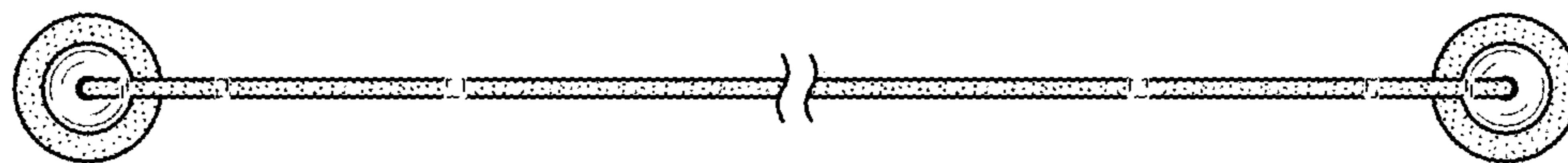


FIG. 7