



US00D885738S

(12) **United States Design Patent**  
**Beckett**

(10) **Patent No.:** **US D885,738 S**  
(45) **Date of Patent:** **\*\* Jun. 2, 2020**

- (54) **SHOE UPPER**
- (71) Applicant: **IMPO INTERNATIONAL LLC**,  
Santa Maria, CA (US)
- (72) Inventor: **H. Rodney Beckett**, Pismo Beach, CA  
(US)
- (\*\*) Term: **15 Years**
- (21) Appl. No.: **29/649,389**
- (22) Filed: **May 29, 2018**
- (51) **LOC (12) Cl.** ..... **02-04**
- (52) **U.S. Cl.**  
USPC ..... **D2/971**
- (58) **Field of Classification Search**  
USPC ..... D2/896, 925-942, 946, 969, 971-974;  
D5/47, 49, 50, 53, 54, 56, 60  
CPC ... A43B 13/181; A43B 13/141; A43B 13/186;  
A43B 13/188; A43B 23/00; A43B 23/02;  
A43B 5/00; A43B 23/26; A43B 1/04;  
A43B 11/14; A43B 7/00; A43B 3/12;  
A43C 3/00; A43C 5/00; A43C 7/00;  
A43C 11/004  
See application file for complete search history.

D99,809 S	5/1936	Hyatt	
D99,830 S	5/1936	Shapiro	
D102,625 S	1/1937	Turiansky	
2,090,675 A	8/1937	Hadaway	
D106,077 S	9/1937	Wolock	
D106,764 S *	11/1937	Gilbert	..... D2/939
D118,617 S	1/1940	Delman	
D130,856 S	12/1941	Sobel	
D131,160 S	1/1942	Grossmann	
D131,839 S	3/1942	Elkin	
D136,408 S	9/1943	Gleason	
2,367,092 A	1/1945	Blotner	
2,390,685 A	12/1945	Benson	
D158,331 S	4/1950	Sandler	
D158,395 S	5/1950	Liberty	
D158,653 S	5/1950	Fenlason	
D162,186 S *	2/1951	Lacek	..... D2/932

(Continued)

*Primary Examiner* — Dominic V Simone  
(74) *Attorney, Agent, or Firm* — Lewis Roca Rothgerber  
Christie LLP

(57) **CLAIM**

The ornamental design for shoe upper, as shown and described.


**DESCRIPTION**

FIG. 1 is a perspective view of a shoe upper according to the present invention;  
FIG. 2 is a top view of the shoe upper according to FIG. 1;  
FIG. 3 is a right side view of the shoe upper according to FIG. 1;  
FIG. 4 is a front view of the shoe upper according to FIG. 1;  
FIG. 5 is a left side view of the shoe upper according to FIG. 1; and,  
FIG. 6 is a rear view of the shoe upper according to FIG. 1. Environmental features shown in broken lines are for illustrative purposes only and form no part of the claimed design.

**1 Claim, 5 Drawing Sheets**

(56) **References Cited**  
U.S. PATENT DOCUMENTS

D35,490 S	12/1901	Hatheway	
1,463,672 A	7/1923	Carrington	
D62,905 S *	8/1923	Hamilton	..... D2/916
D83,963 S	4/1931	Gilbert	
D86,393 S	3/1932	Miller	
1,864,254 A	6/1932	Meyer	
D93,709 S *	10/1934	Elkin	..... D2/931
D94,034 S	12/1934	Koomruian	
D94,274 S *	1/1935	Levine	..... D2/935
D94,640 S *	2/1935	Stritter	..... D2/971
D95,540 S	5/1935	Perugia	



(56)

References Cited

U.S. PATENT DOCUMENTS

D190,163 S 4/1961 Lacek et al.  
 D293,963 S 2/1988 Maciel  
 D304,126 S 10/1989 Christian et al.  
 D371,897 S 7/1996 Bishop  
 D418,280 S 1/2000 Kieler  
 D437,475 S 2/2001 Kieler  
 D456,123 S 4/2002 Powell  
 D487,183 S 3/2004 Comeau  
 D489,517 S 5/2004 Comeau  
 D527,880 S 9/2006 Choi  
 D530,489 S 10/2006 Comeau  
 D536,520 S \* 2/2007 Kelsey ..... D2/971  
 D536,863 S 2/2007 Choi  
 D562,540 S \* 2/2008 Guers-Neyraud ..... D2/971  
 D572,895 S \* 7/2008 Lawler ..... D2/971  
 D583,538 S \* 12/2008 Choi ..... D2/925  
 D599,096 S 9/2009 Issler  
 D599,098 S 9/2009 Issler  
 D599,541 S 9/2009 Issler

D601,787 S 10/2009 Guers-Neyraud  
 D604,490 S \* 11/2009 Issler ..... D2/925  
 D604,492 S 11/2009 Issler  
 D604,493 S 11/2009 Issler  
 D604,936 S 12/2009 Guers-Neyraud  
 D622,045 S 8/2010 Issler  
 D632,060 S 2/2011 Kieler  
 D647,691 S 11/2011 Beckett  
 D656,725 S 4/2012 Issler  
 D662,307 S \* 6/2012 Issler ..... D2/927  
 D672,121 S \* 12/2012 Beckett ..... D2/916  
 D672,122 S \* 12/2012 Beckett ..... D2/916  
 D673,764 S 1/2013 Weitzman  
 D711,075 S 8/2014 Issler  
 D730,029 S 5/2015 Issler  
 D734,016 S 7/2015 Beckett  
 D760,485 S 7/2016 Issler  
 D761,546 S 7/2016 Issler  
 D814,166 S 4/2018 Beckett  
 D816,967 S \* 5/2018 Beckett ..... D2/971  
 D833,728 S \* 11/2018 Beckett ..... D2/971

\* cited by examiner

FIG. 1

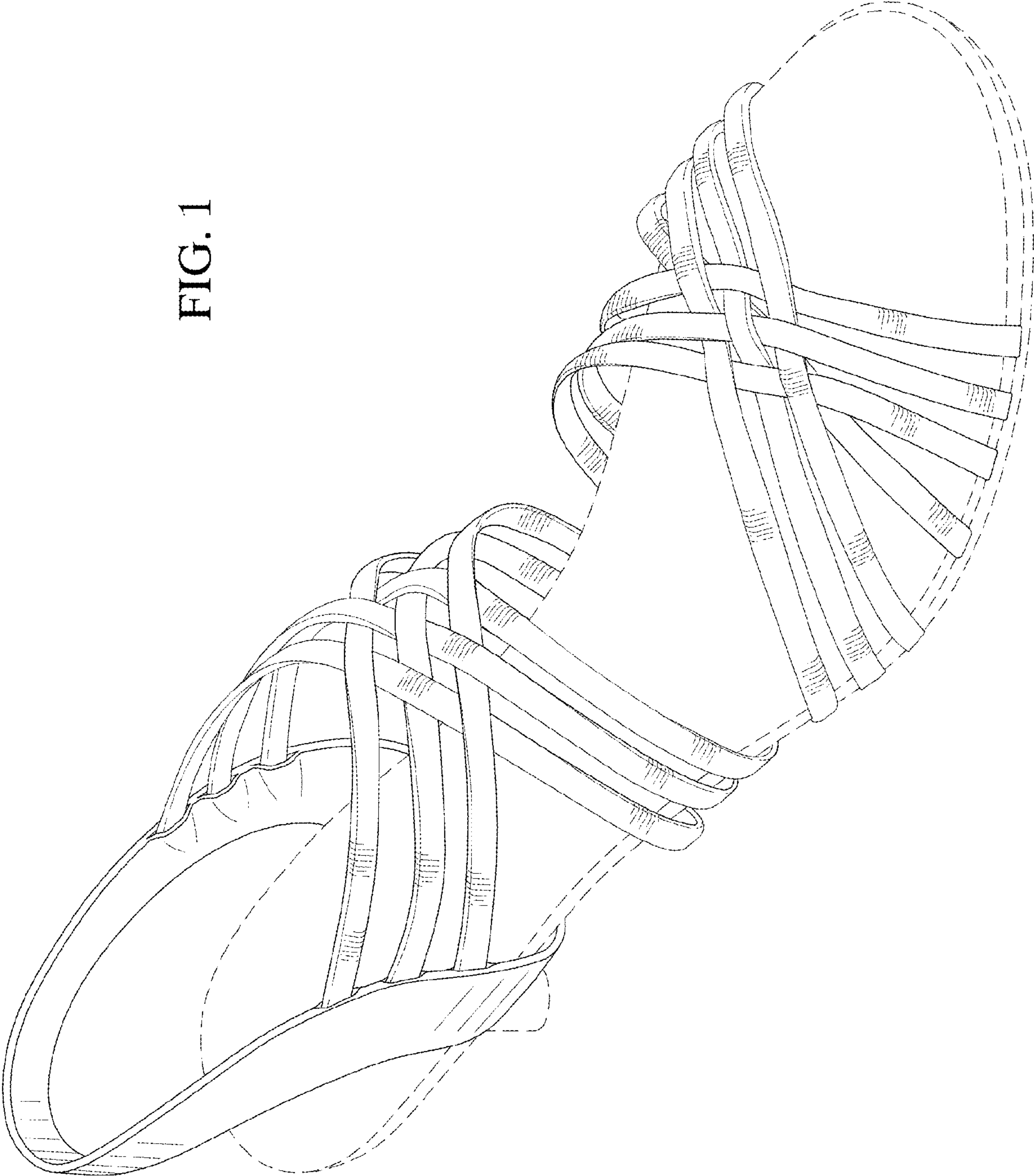




FIG. 2

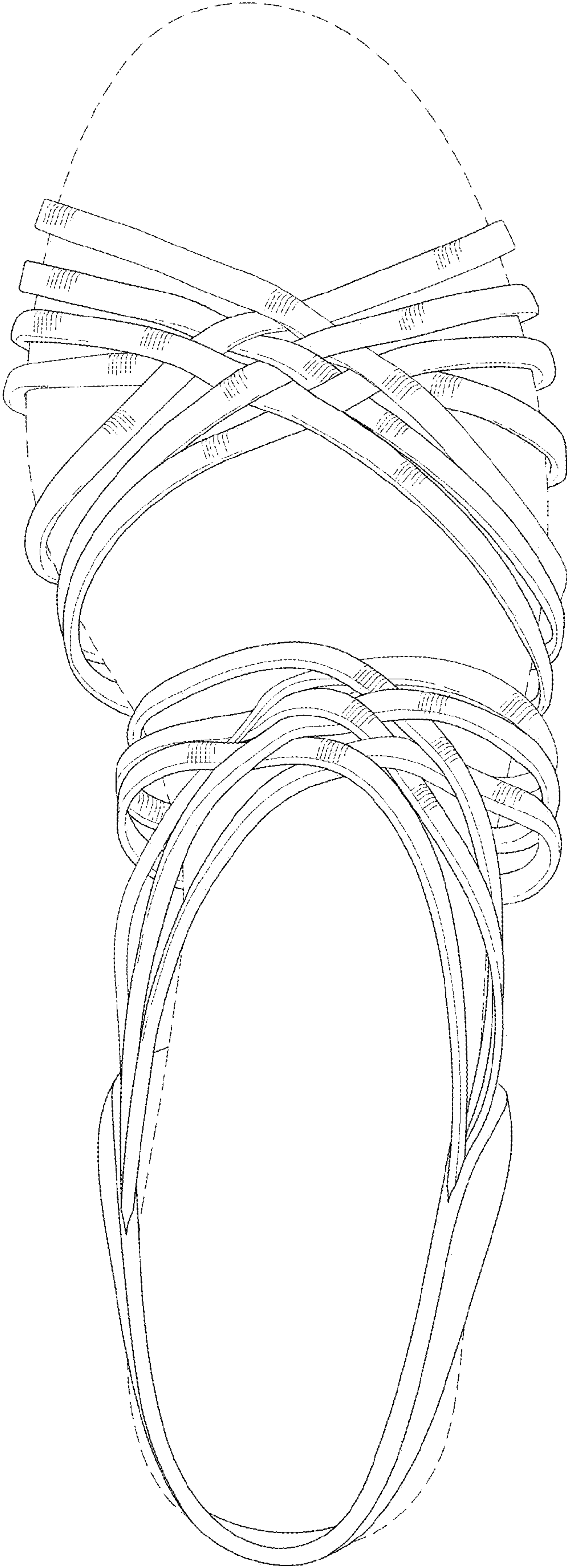


FIG. 3

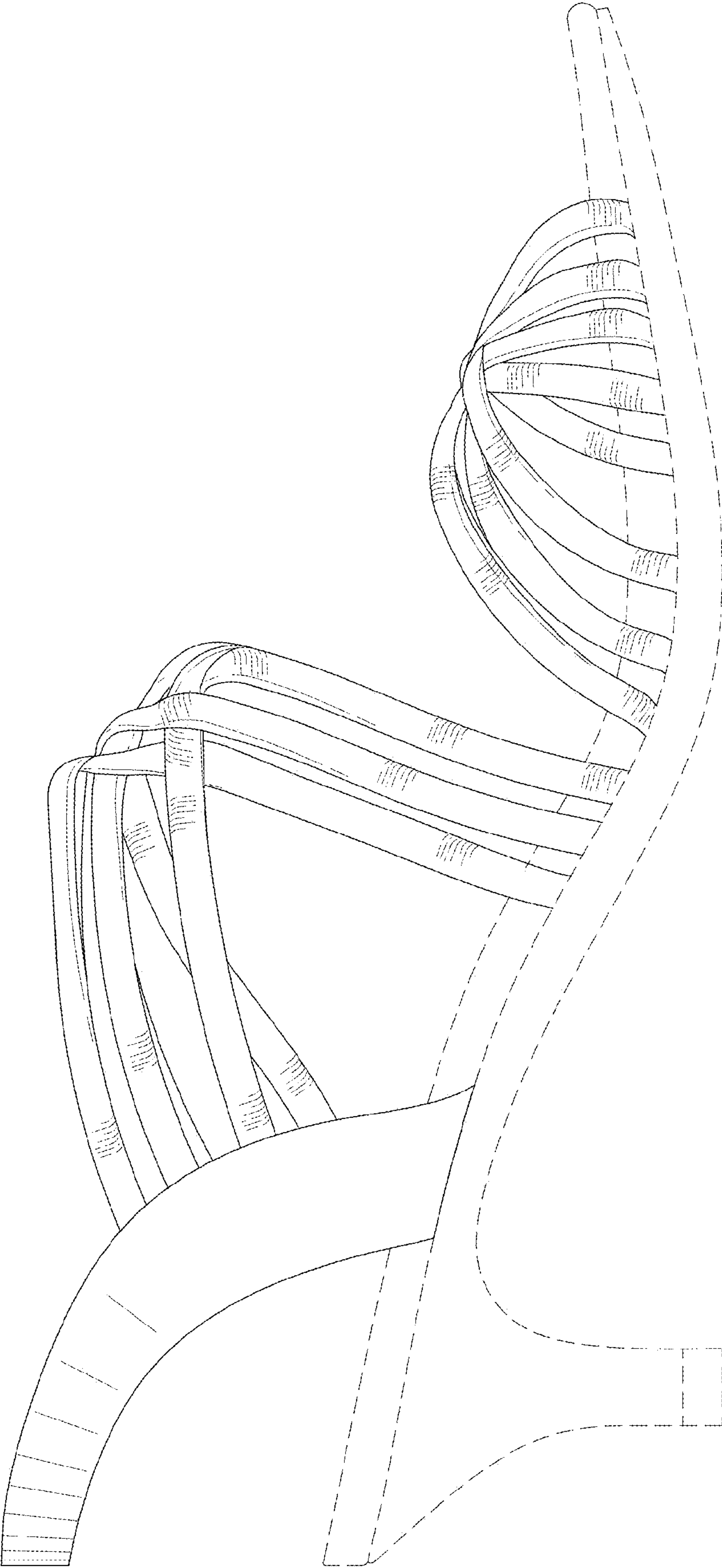


FIG. 6

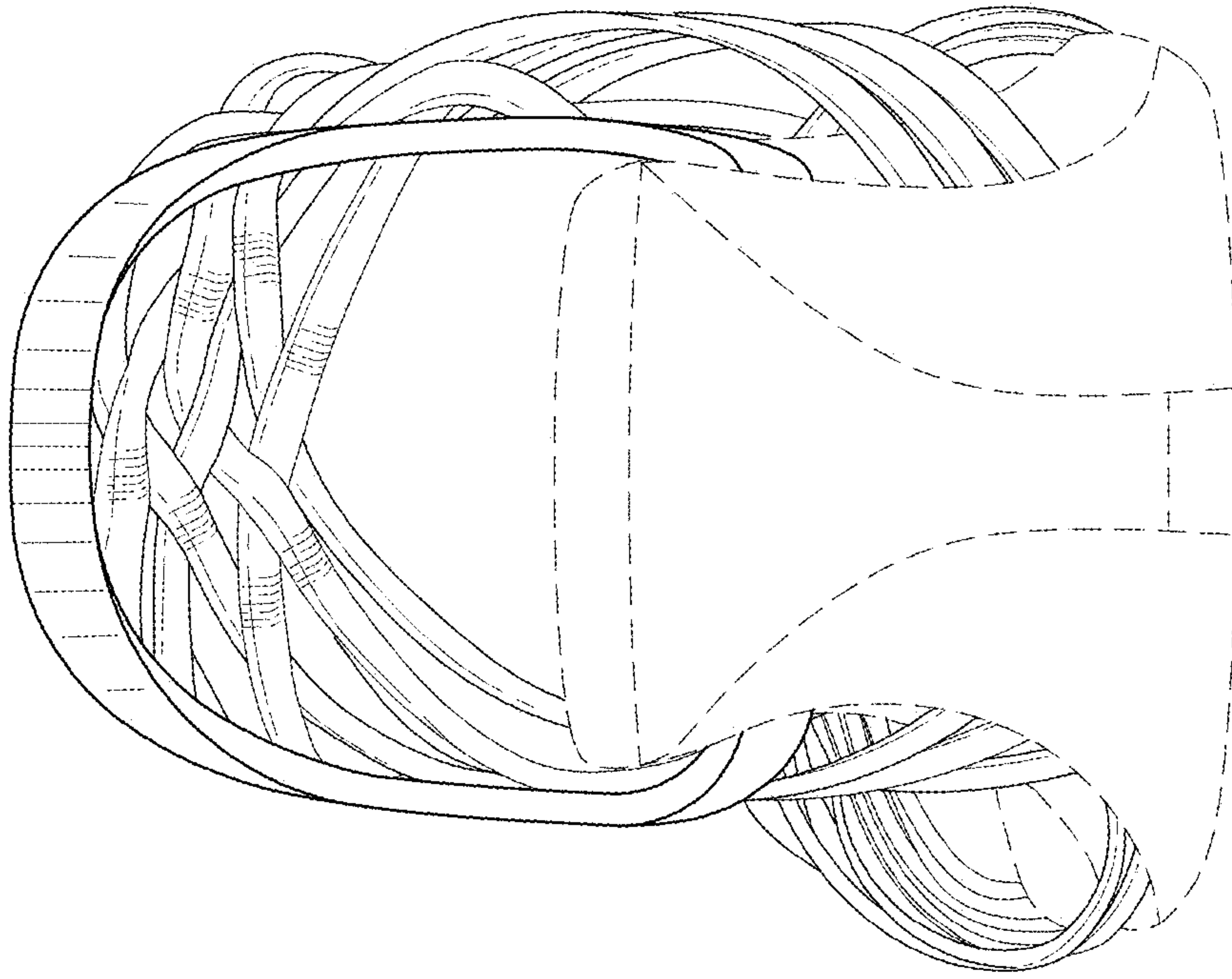


FIG. 4

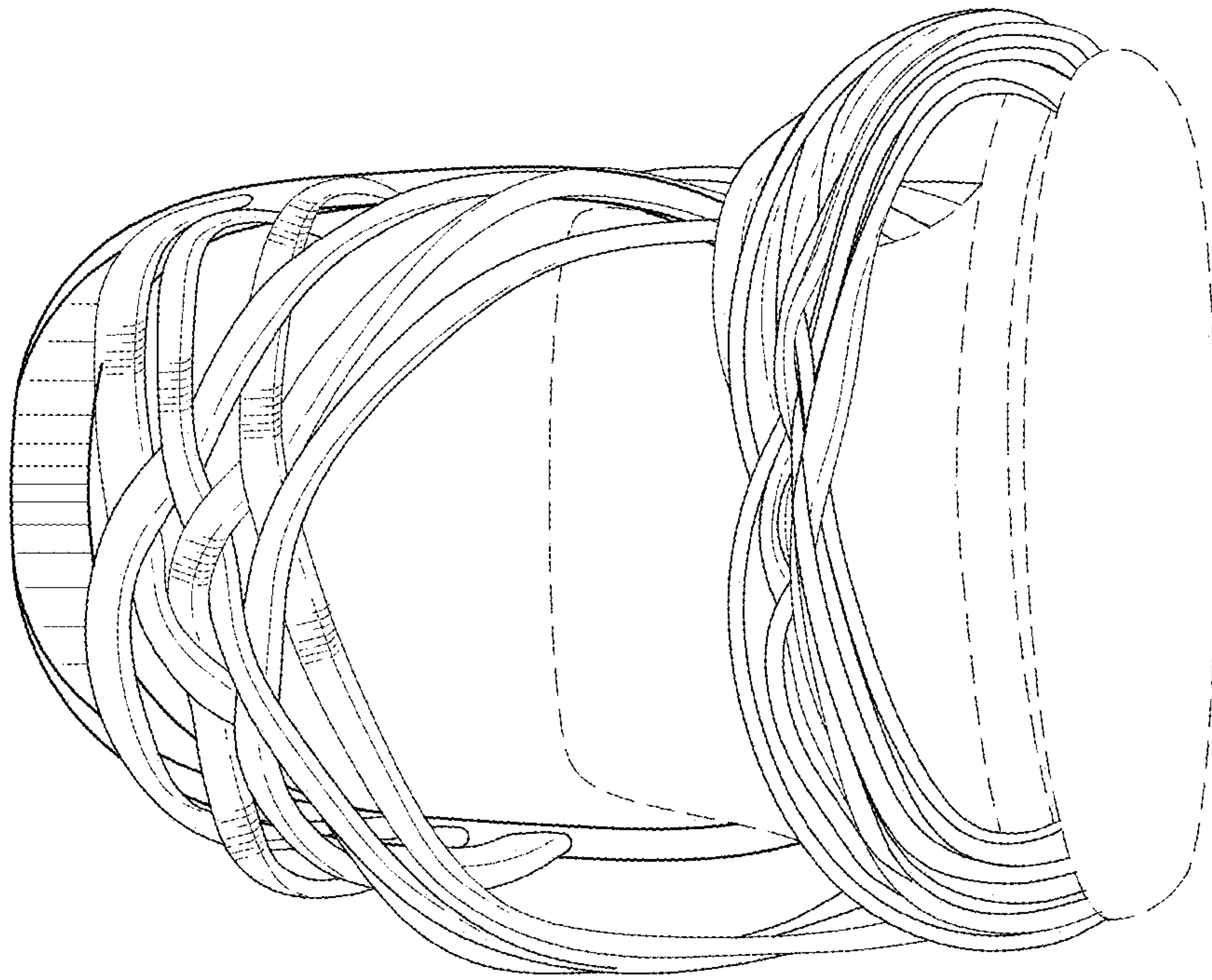


FIG. 5

