



US00D885735S

(12) **United States Design Patent** (10) **Patent No.:** **US D885,735 S**
Hardy (45) **Date of Patent:** **** Jun. 2, 2020**

(54) **SNEAKER SOLE**

(71) Applicant: **HERMES SELLIER (Société par actions simplifiée)**, Paris (FR)

(72) Inventor: **Pierre Hardy**, Paris (FR)

(**) Term: **15 Years**

(21) Appl. No.: **35/506,733**

(22) Filed: **Feb. 25, 2019**

(80) **Hague Agreement Data**

Int. Filing Date: **Feb. 25, 2019**

Int. Reg. No.: **DM/200742**

Int. Reg. Date: **Feb. 25, 2019**

Int. Reg. Pub. Date: **May 10, 2019**

(51) **LOC (12) Cl.** **02-04**

(52) **U.S. Cl.**
USPC **D2/959**

(58) **Field of Classification Search**
USPC D2/897, 902, 906–911, 919, 922,
D2/923–927, 936, 939–941, 942, 945,
D2/947, 949, 953, 959, 964–966,
D2/968–972

CPC A43B 1/0027; A43B 21/24; A43B 21/36;
A43B 21/42; A43B 21/51; A43B 21/52;
A43B 21/54; A43B 23/227; A43B 3/24;
A43B 3/246; A43B 9/02; A43B 17/02;
A43B 13/12; A43B 13/28; A43B 13/42;
A43B 21/32; A43B 3/108; A43B 13/16;
A43B 5/12; A43B 3/248; A43B 3/10;
A43B 13/122; A43B 3/14; A43B 13/141;
A43B 13/181; A43B 13/184; A43B
13/20; A43B 1/00; A43B 1/0009; A43B
1/04; A43B 23/0295; A43B 5/00

See application file for complete search history.

(56) **References Cited**

U.S. PATENT DOCUMENTS

D507,401	S	*	7/2005	Sedlbauer	D2/953
D533,335	S	*	12/2006	Robinson, Jr.	D2/959
7,464,489	B2	*	12/2008	Ho	A43B 13/181 36/28
D601,782	S	*	10/2009	Cromley	D2/906
D614,838	S	*	5/2010	Bramani	D2/947
D657,120	S	*	4/2012	Harper	D2/951
D677,453	S	*	3/2013	Sakai	D2/951
8,677,657	B2	*	3/2014	Bacon	A43B 5/001 36/103
D733,407	S	*	7/2015	Solstad	D2/909
D777,413	S	*	1/2017	Hermes	D2/947
D780,420	S	*	3/2017	Williams, Jr.	D2/951

* cited by examiner

Primary Examiner — Jennifer L Watkins

(57) **CLAIM**

The ornamental design for a sneaker sole, as shown and described.

DESCRIPTION

1. Sneaker sole
1.1 is a bottom perspective view of a sneaker sole showing our new design;
1.2 is a front elevational view thereof;
1.3 is a rear elevational view thereof;
1.4 is a side elevational view thereof;
1.5 is an opposite side elevational view thereof;
1.6 is a top plan view thereof; and
1.7 is a bottom plan view thereof.
The reproductions of design n. 1 show only the right sole, the left sole is omitted because it is symmetrical to the right sole.


1 Claim, 7 Drawing Sheets




1.1



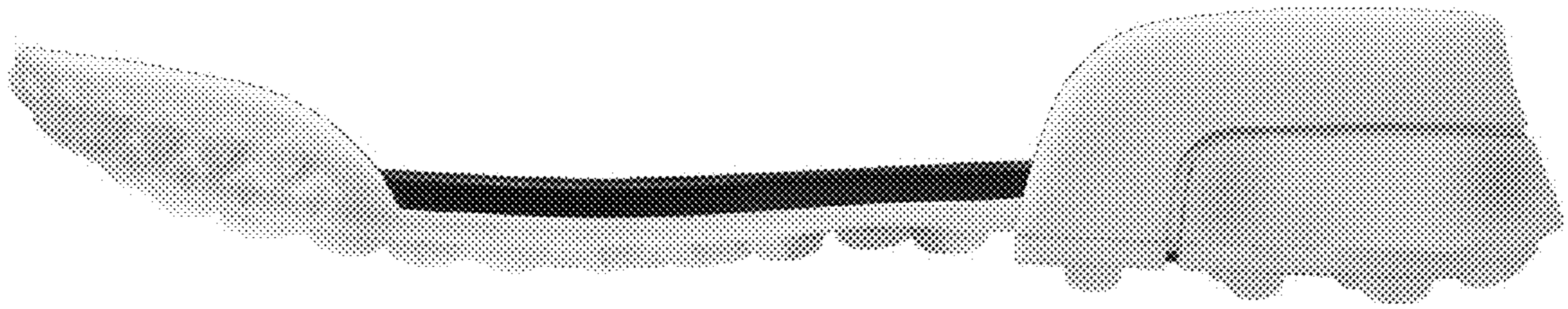
1.2




1.3



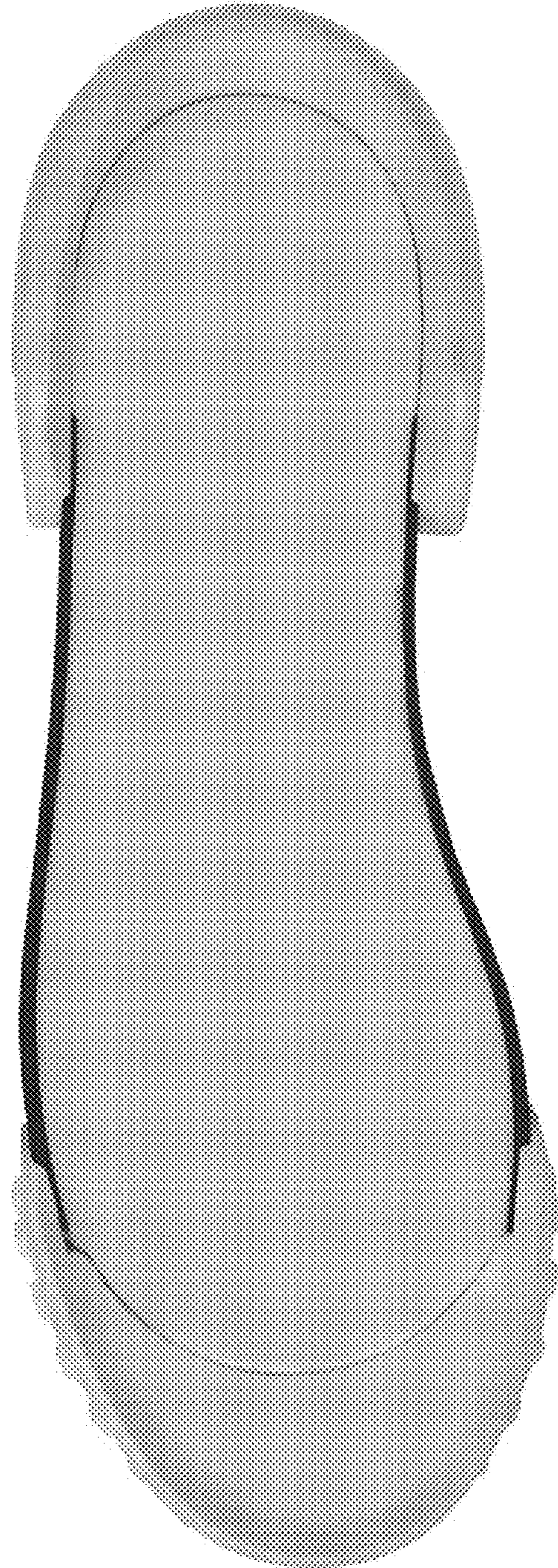
1.4



1.5



1.6



1.7

