



US00D885717S

(12) **United States Design Patent**
Radabaugh

(10) **Patent No.:** **US D885,717 S**

(45) **Date of Patent:** **** Jun. 2, 2020**

(54) **SHOE**

(71) Applicant: **Vionic Group LLC**, San Rafael, CA
(US)

(72) Inventor: **Scott Radabaugh**, Mill Valley (CA)

(73) Assignee: **Vionic Group LLC**, San Rafael, CA
(US)

(**) Term: **15 Years**

(21) Appl. No.: **29/642,045**

(22) Filed: **Mar. 27, 2018**

(51) **LOC (12) Cl.** **02-04**

(52) **U.S. Cl.**
USPC **D2/939**

(58) **Field of Classification Search**

USPC D2/896, 925-942, 946, 969, 971-974;
D5/47, 49, 50, 53, 54, 56, 60

CPC ... A43B 13/181; A43B 13/141; A43B 13/186;
A43B 13/188; A43B 23/00; A43B 23/02;
A43B 5/00; A43B 23/26; A43B 1/04;
A43B 11/14; A43B 7/00; A43B 3/12;
A43B 3/00; A43B 11/004

See application file for complete search history.

(56) **References Cited**

U.S. PATENT DOCUMENTS

D93,394 S *	9/1934	Grossman	D2/971
D100,836 S *	8/1936	Arkin	D2/971
D149,695 S *	5/1948	Sandler	D2/930
D163,185 S *	5/1951	Joyce	D2/930
D167,503 S *	8/1952	Diamant	D2/935
D190,900 S *	7/1961	Grossman	D2/939
D247,396 S *	3/1978	Schlerth	D2/939
D273,627 S *	5/1984	Huberman	D2/941
D500,191 S *	12/2004	Belley	D2/969

D571,084 S *	6/2008	Comeau	D2/925
D590,140 S *	4/2009	Della Valle	D2/923
D593,307 S *	6/2009	Belley	D2/969
D612,591 S *	3/2010	Schwartz	D2/969
D637,802 S *	5/2011	Jankowski	D2/925
D660,565 S *	5/2012	Della Valle	D2/939
D668,438 S *	10/2012	Millieret	D2/939
D668,849 S *	10/2012	Pozzi	D2/939
D668,850 S *	10/2012	Pozzi	D2/939
D676,634 S *	2/2013	Gavrieli	D2/939
D693,103 S *	11/2013	McMillan	D2/971
D710,577 S *	8/2014	Lock	D2/939
D728,908 S *	5/2015	Della Valle	D2/939
D730,030 S *	5/2015	Della Valle	D2/939
D730,635 S *	6/2015	Lin	D2/939
D805,744 S *	12/2017	Hardy	D2/939
D814,165 S *	4/2018	McClaskie	D2/971
D829,419 S *	10/2018	Olsen	D2/939
D833,729 S *	11/2018	Hawthornthwaite	D2/971
D836,314 S *	12/2018	Hawthornthwaite	D2/971
D844,313 S *	4/2019	Hawthornwaite	D2/971

* cited by examiner

Primary Examiner — Dominic V Simone

(74) *Attorney, Agent, or Firm* — Reed Smith LLP; Nina Habib Borders

(57) **CLAIM**

The ornamental design for the shoe, as shown and described.

DESCRIPTION

FIG. 1 is a top perspective view of my ornamental design for a shoe;

FIG. 2 is a front elevational view thereof;

FIG. 3 is a rear elevational view thereof;

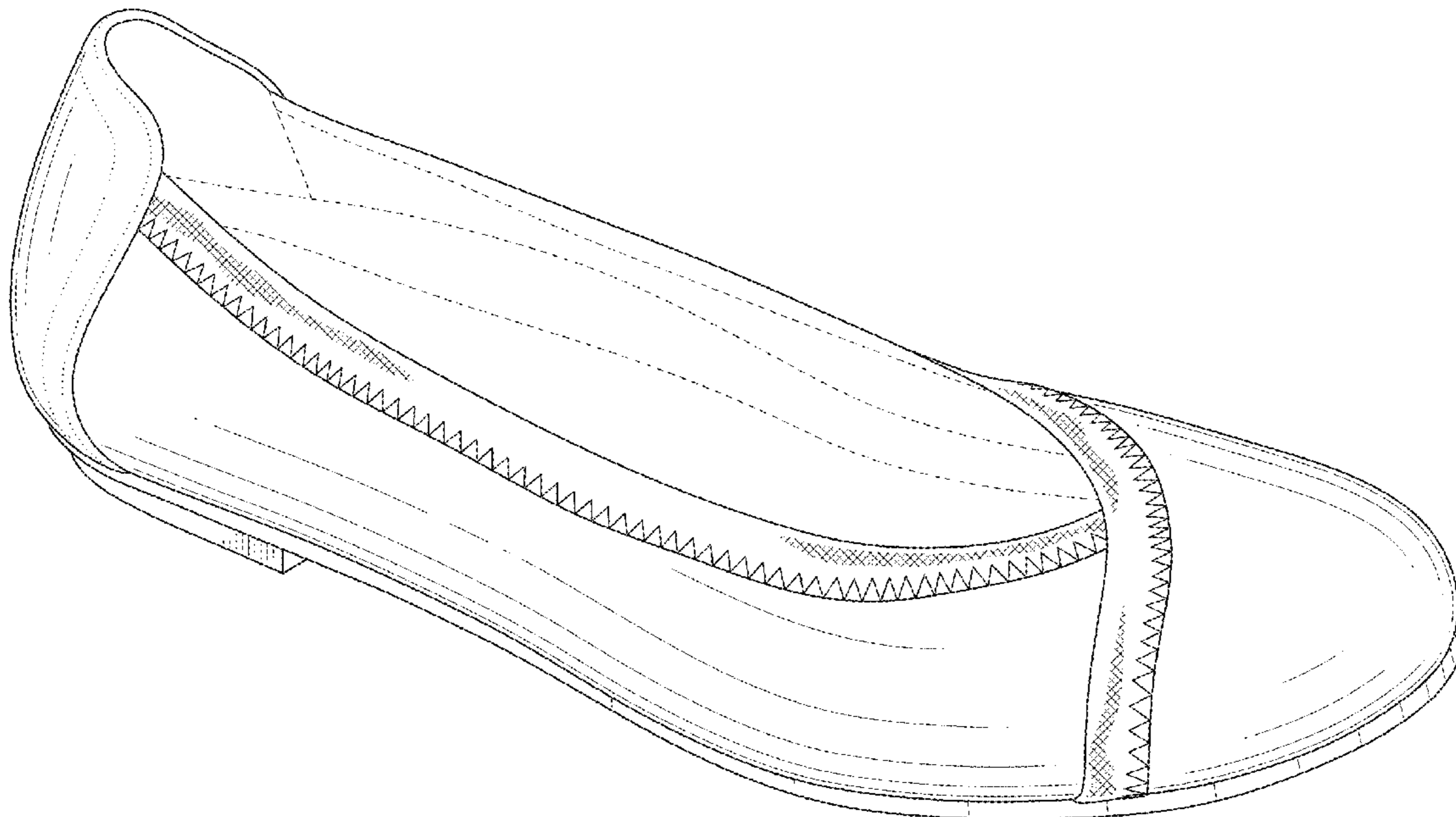
FIG. 4 is a right side elevational view thereof;

FIG. 5 is a left side elevational view thereof;

FIG. 6 is a top plan view thereof; and,

FIG. 7 is a bottom plan view thereof.

1 Claim, 6 Drawing Sheets



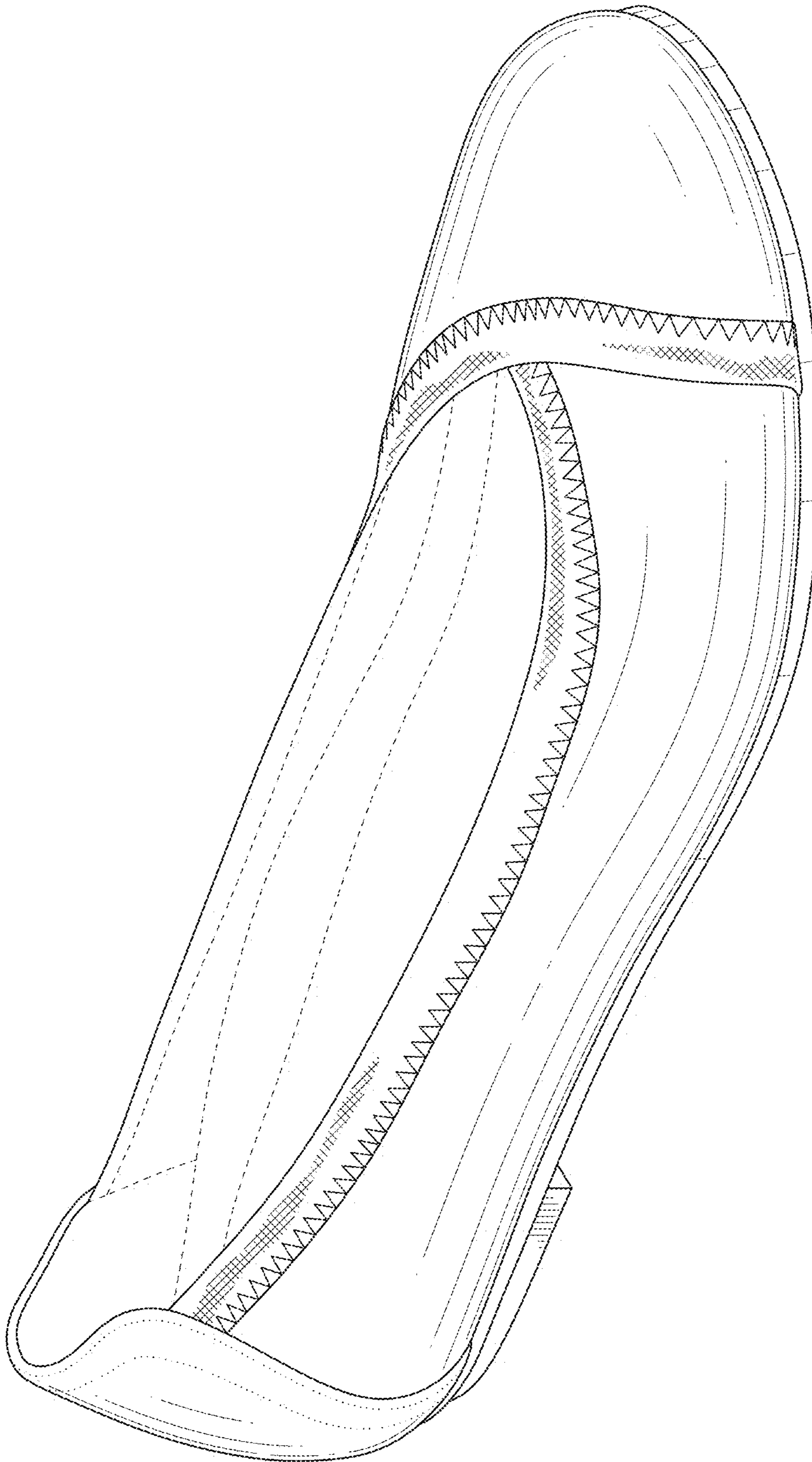


FIG. 1

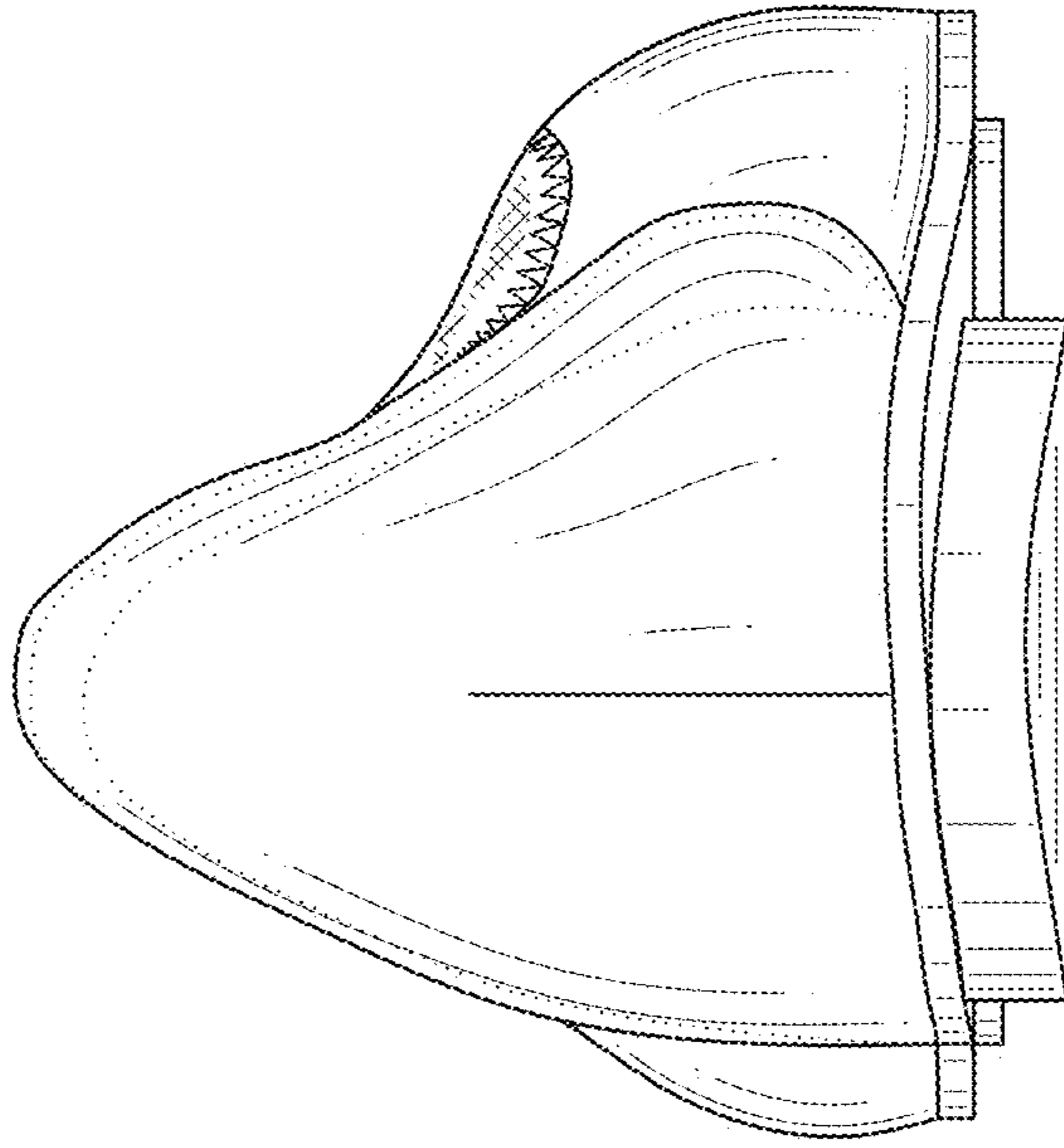


FIG. 3

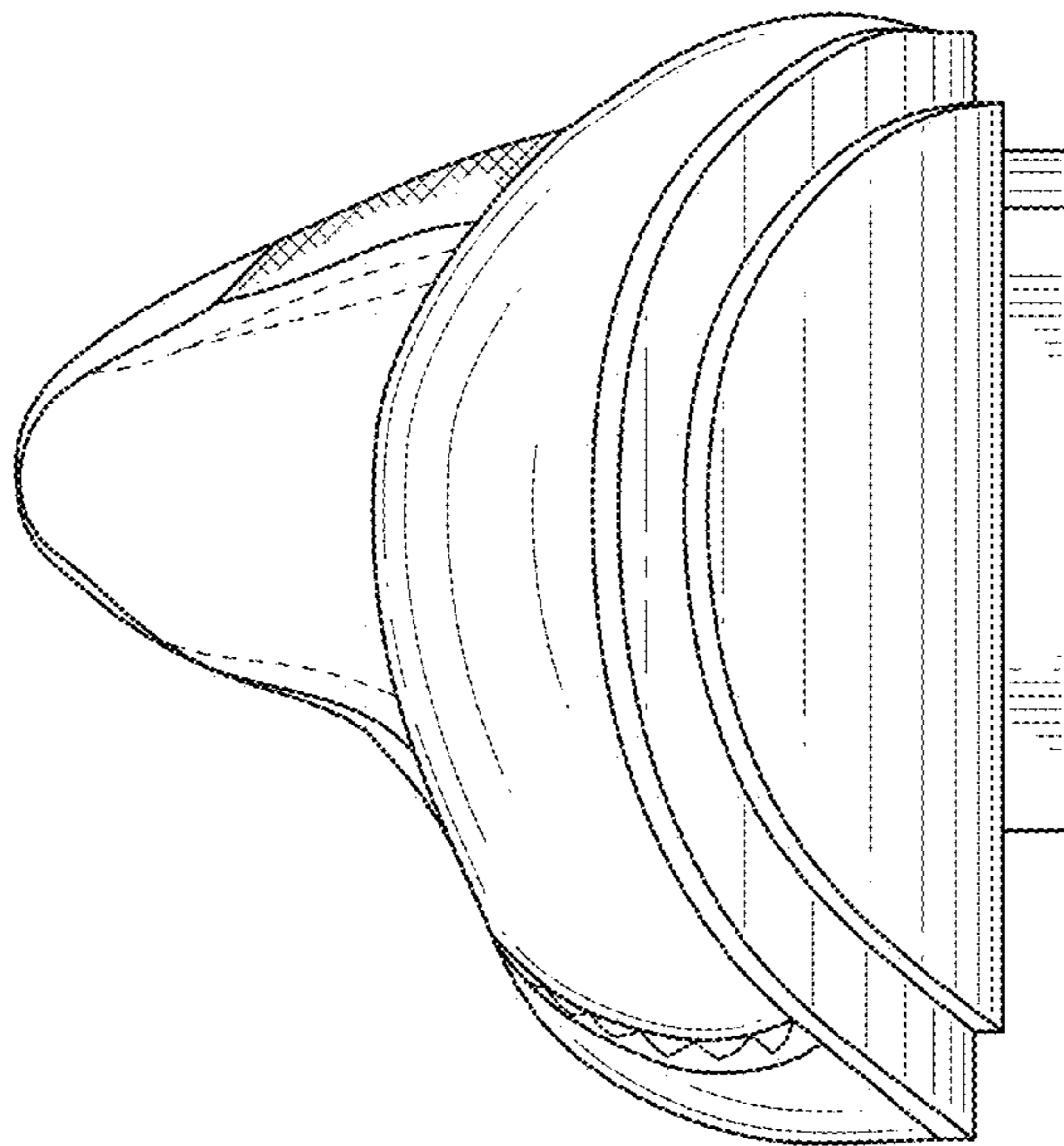


FIG. 2

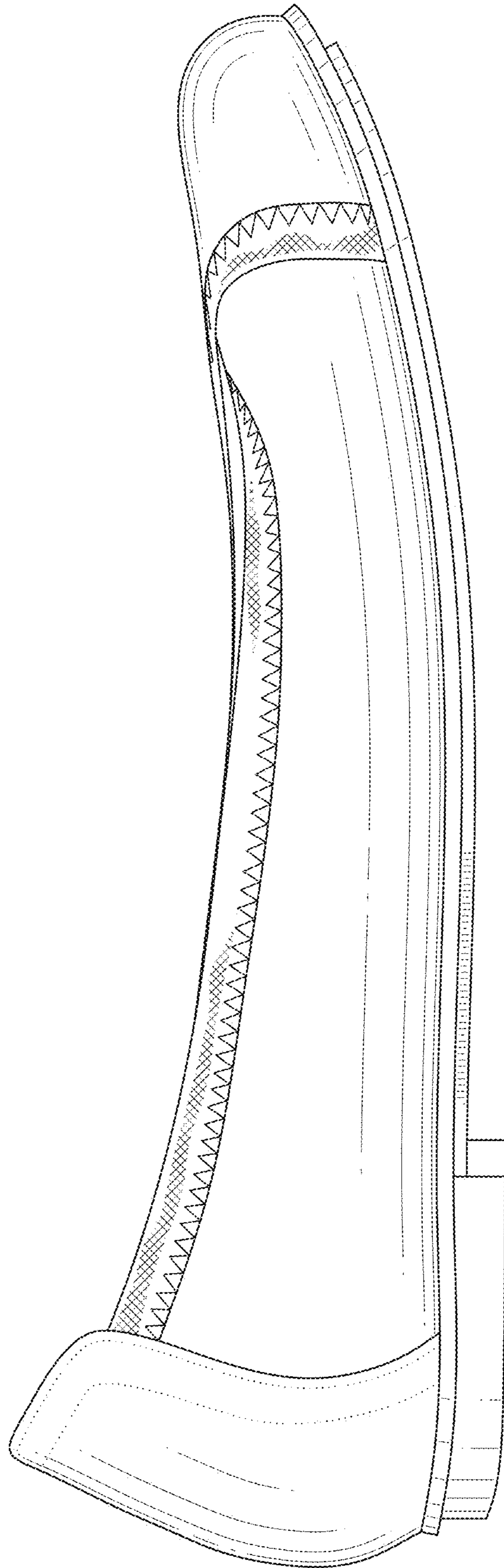


FIG.4

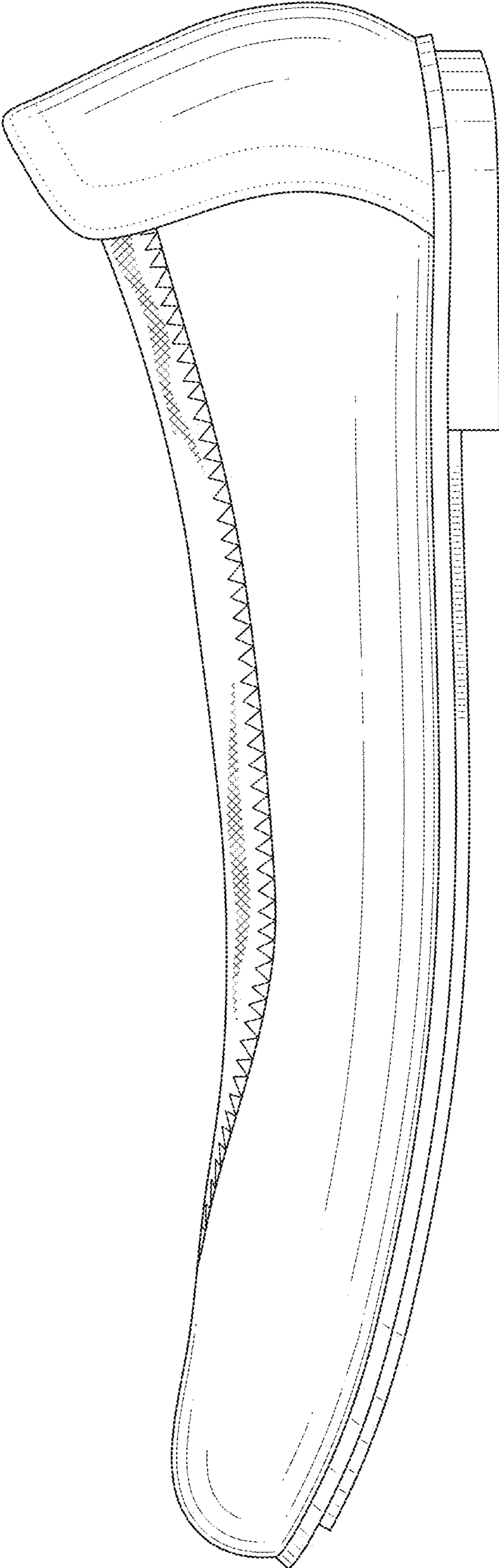


FIG. 5

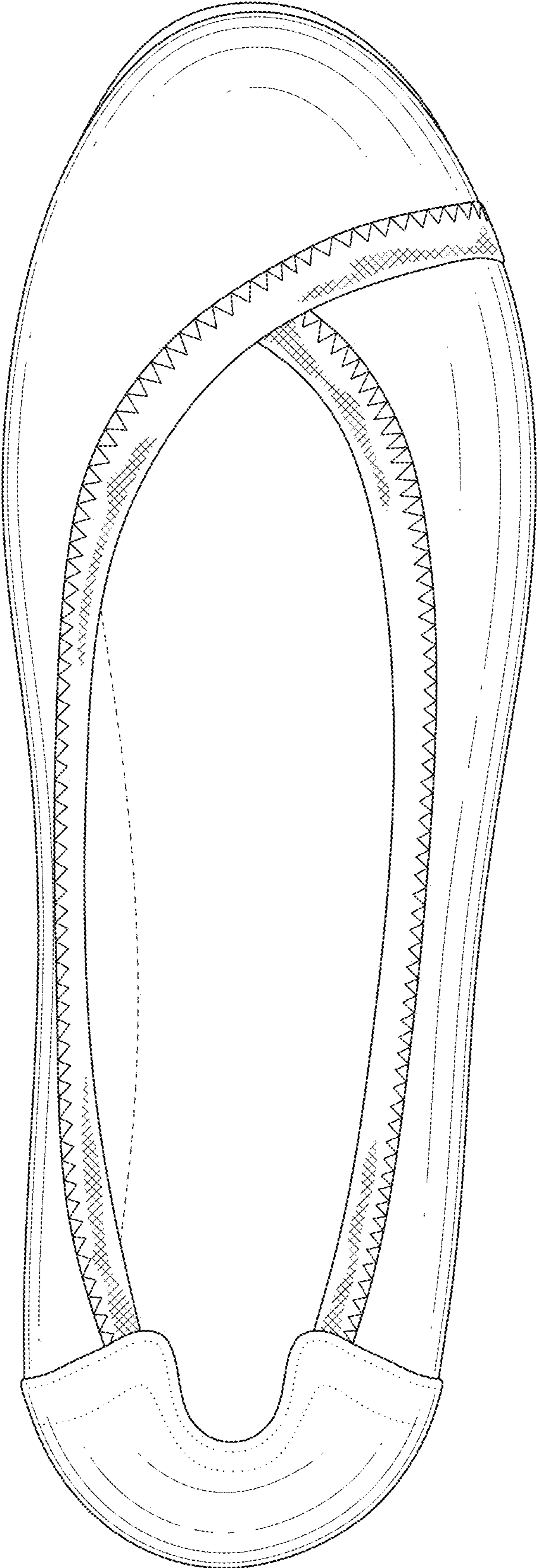


FIG. 6

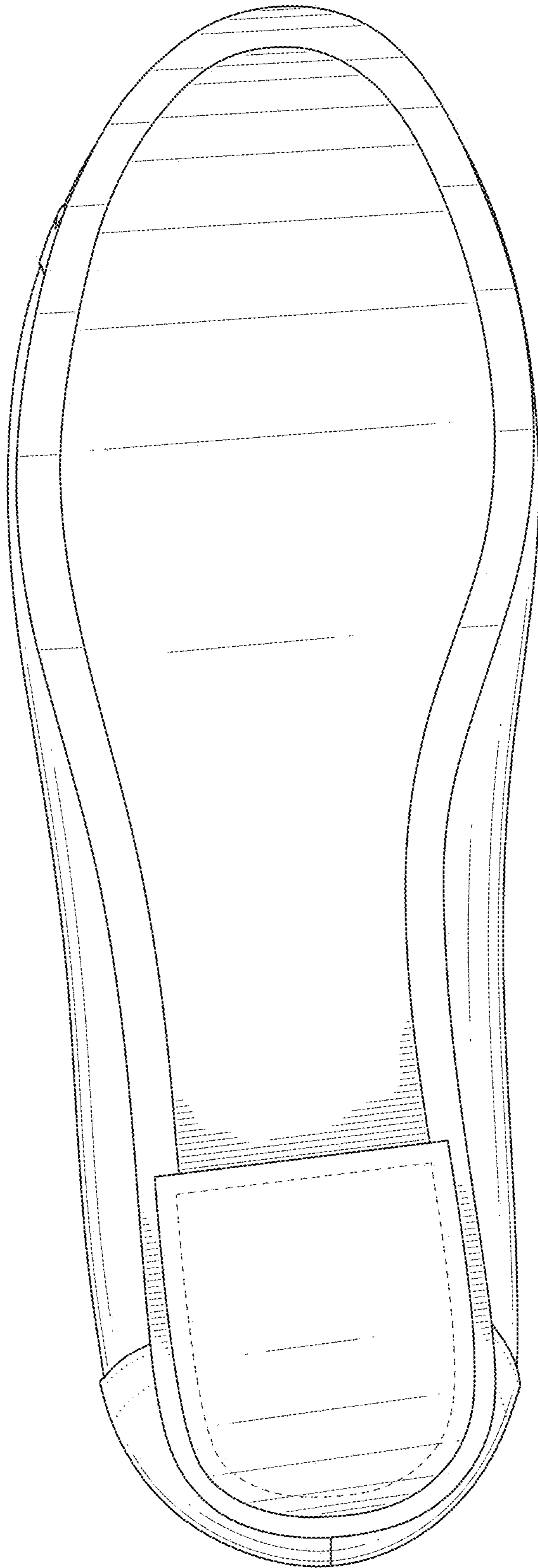


FIG. 7