



US00D885713S

(12) **United States Design Patent** (10) **Patent No.:** **US D885,713 S**
Stein (45) **Date of Patent:** **** Jun. 2, 2020**

(54) **UPPER PORTION OF A GARMENT**

FOREIGN PATENT DOCUMENTS

(71) Applicant: **Jody Stein**, Dallas, TX (US)

CN 205947158 U 2/2017
DE 19850531 A1 8/1999

(72) Inventor: **Jody Stein**, Dallas, TX (US)

(Continued)

(**) Term: **15 Years**

OTHER PUBLICATIONS

(21) Appl. No.: **29/667,252**

Melanie Monroe Rosen, Sun Protective Swimsuits for Babies and Kids, Modern Families + Fresh Ideas Parenting, 2017, Meredith Corporation.

(22) Filed: **Oct. 19, 2018**

Related U.S. Application Data

(63) Continuation-in-part of application No. 29/637,027, filed on Feb. 13, 2018.

(51) **LOC (12) Cl.** **02-02**

(52) **U.S. Cl.**
USPC **D2/745**

(58) **Field of Classification Search**
USPC D2/745, 746, 718, 719, 720, 731, 733,
D2/712, 713, 714
CPC A41D 11/00; A41B 13/08; A41B 13/00
See application file for complete search history.

Primary Examiner — Michelle E. Wilson

Assistant Examiner — Clese Moore, Jr.

(74) *Attorney, Agent, or Firm* — Gottlieb, Rackman & Reisman, P.C.

(57) **CLAIM**

The ornamental design for an upper portion of a garment, as shown and described.

(56) **References Cited**

DESCRIPTION

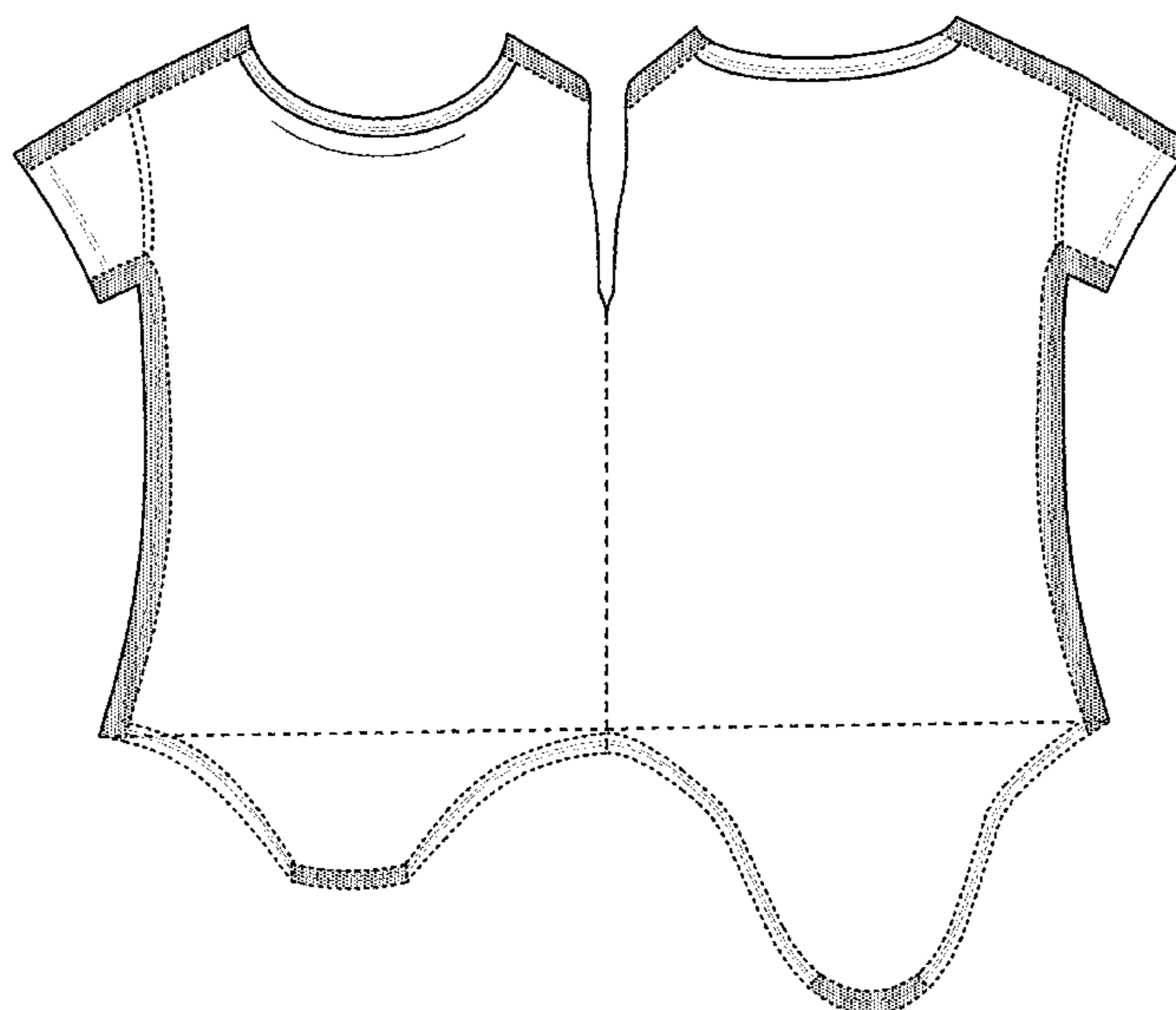
U.S. PATENT DOCUMENTS

3,276,036	A	10/1966	Cater	
3,490,072	A	1/1970	Keltner	
6,216,271	B1	4/2001	Chen	
6,282,718	B1	9/2001	Drakford	
D692,209	S	10/2013	Dragu	
D730,626	S *	6/2015	Tuchardt	D2/745
D732,796	S *	6/2015	Tuchardt	D2/745
D741,046	S *	10/2015	Pelekanou	D2/745
D742,097	S *	11/2015	Dunn	D2/745
D743,145	S *	11/2015	Tuchardt	D2/745
D745,253	S	12/2015	Graham et al.	
D760,998	S *	7/2016	Wilson	D2/745
D762,945	S *	8/2016	Lopina DeMaria	D2/714
D798,542	S *	10/2017	Njibaloh	D2/745

FIG. 1 is a front elevational view of an upper portion of a garment showing my new design in an open configuration; FIG. 2 is a rear elevational view thereof; FIG. 3 is a front elevational view thereof in a closed configuration; FIG. 4 is a rear elevational view thereof; FIG. 5 is a right side elevational view thereof; FIG. 6 is a left side elevational view thereof; FIG. 7 is a top plan view thereof; and, FIG. 8 is a bottom plan view thereof. The single broken lines shown in the drawings illustrate boundaries or environmental structure for informational purposes, which form no part of the claimed design. The double broken lines in the drawings represent stitching lines, which form no part of the claimed design. The stippling shown in the drawings forms part of the claimed design with the exception of when it's encompassed by unclaimed broken lines.

(Continued)

1 Claim, 7 Drawing Sheets



(56)

References Cited

U.S. PATENT DOCUMENTS

D798,543	S	*	10/2017	Hanosek	D2/745
D798,544	S	*	10/2017	Hanosek	D2/745
D801,008	S	*	10/2017	Harris	D2/840
D809,249	S	*	2/2018	Hanosek	D2/743
2012/0102616	A1	*	5/2012	Ott	A41B 13/08 2/80
2013/0298305	A1	*	11/2013	Lushaj	A41D 11/00 2/80
2014/0082821	A1	*	3/2014	Dunn	A41B 13/08 2/80
2015/0059049	A1	*	3/2015	Jaggernauth	A41B 13/08 2/80
2016/0366957	A1		12/2016	Tsai		

FOREIGN PATENT DOCUMENTS

EP	1929889	A2	6/2008
FR	2859076	A1	3/2005
FR	3022742	A3	1/2016
GB	2214403	A	9/1989
GB	4000466		10/2006
GB	4000467		10/2006

* cited by examiner

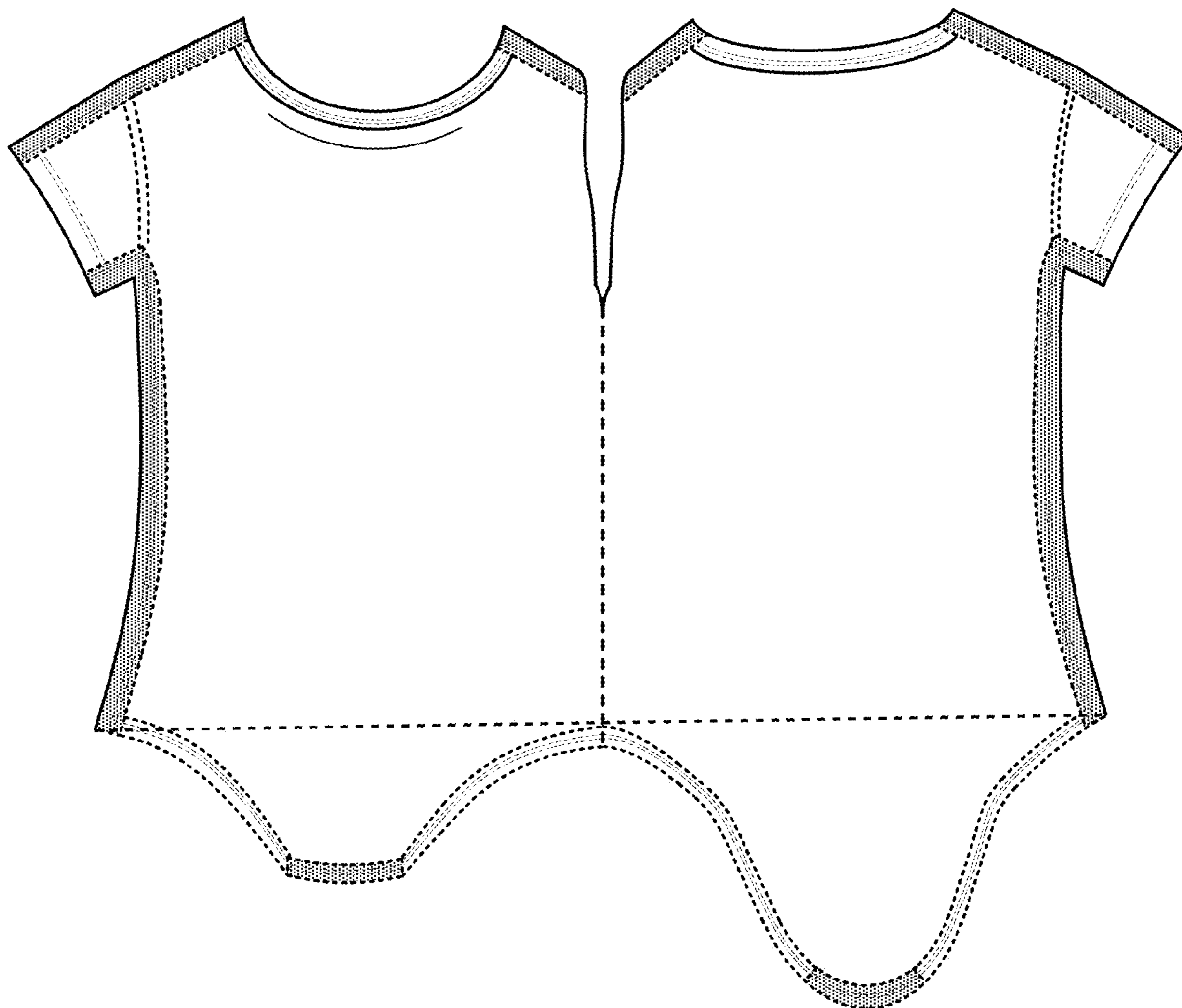


FIG. 1

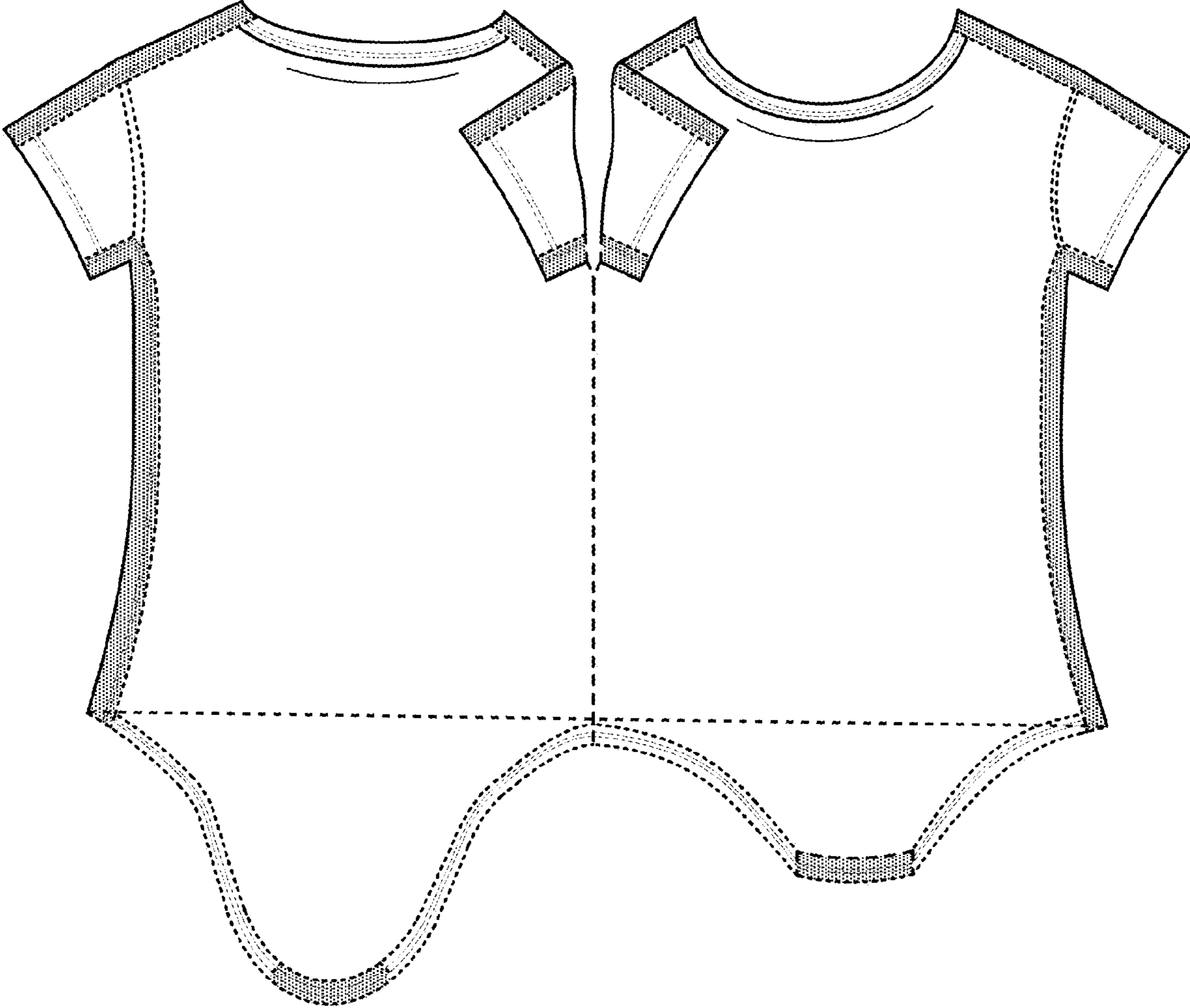


FIG. 2

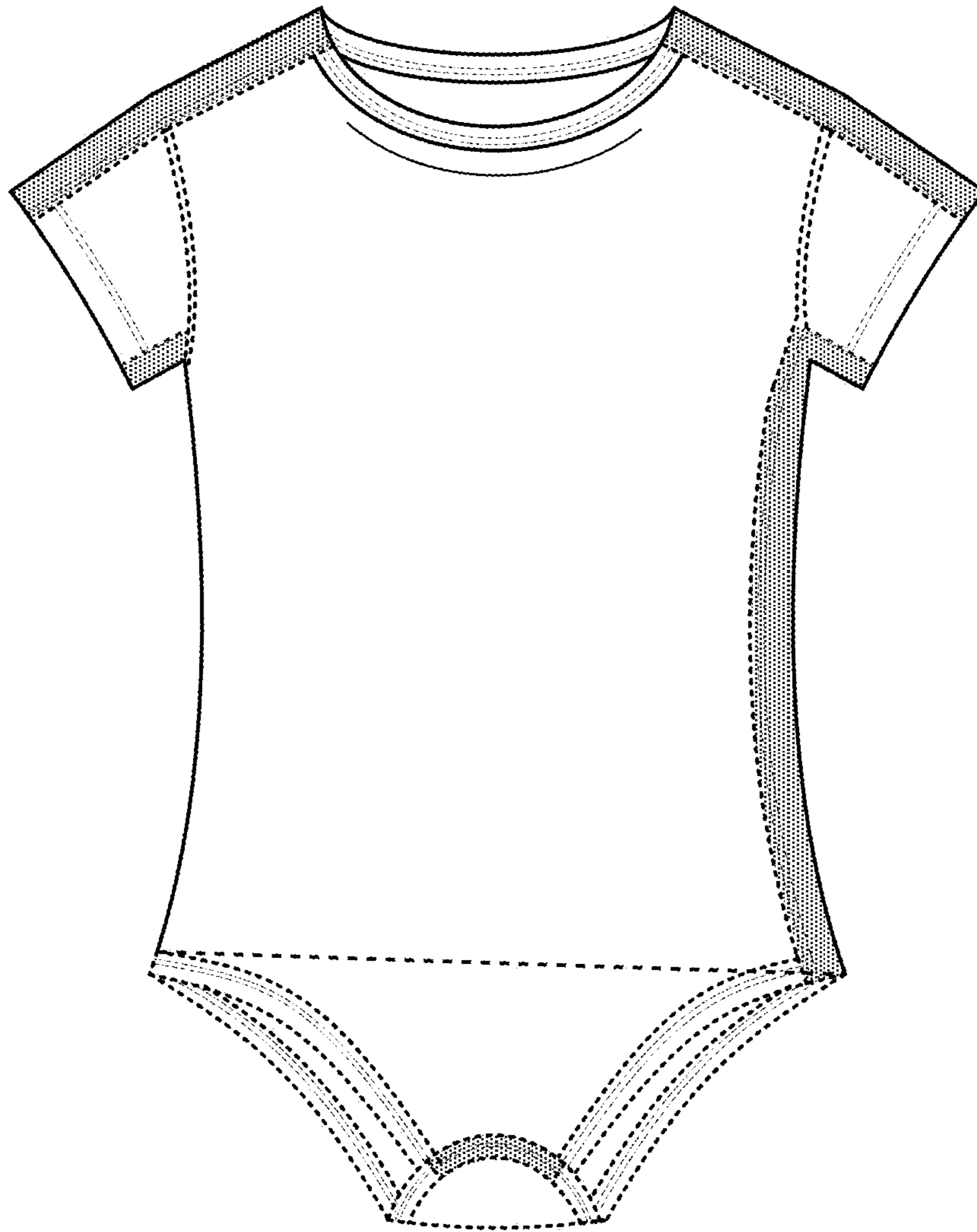


FIG. 3

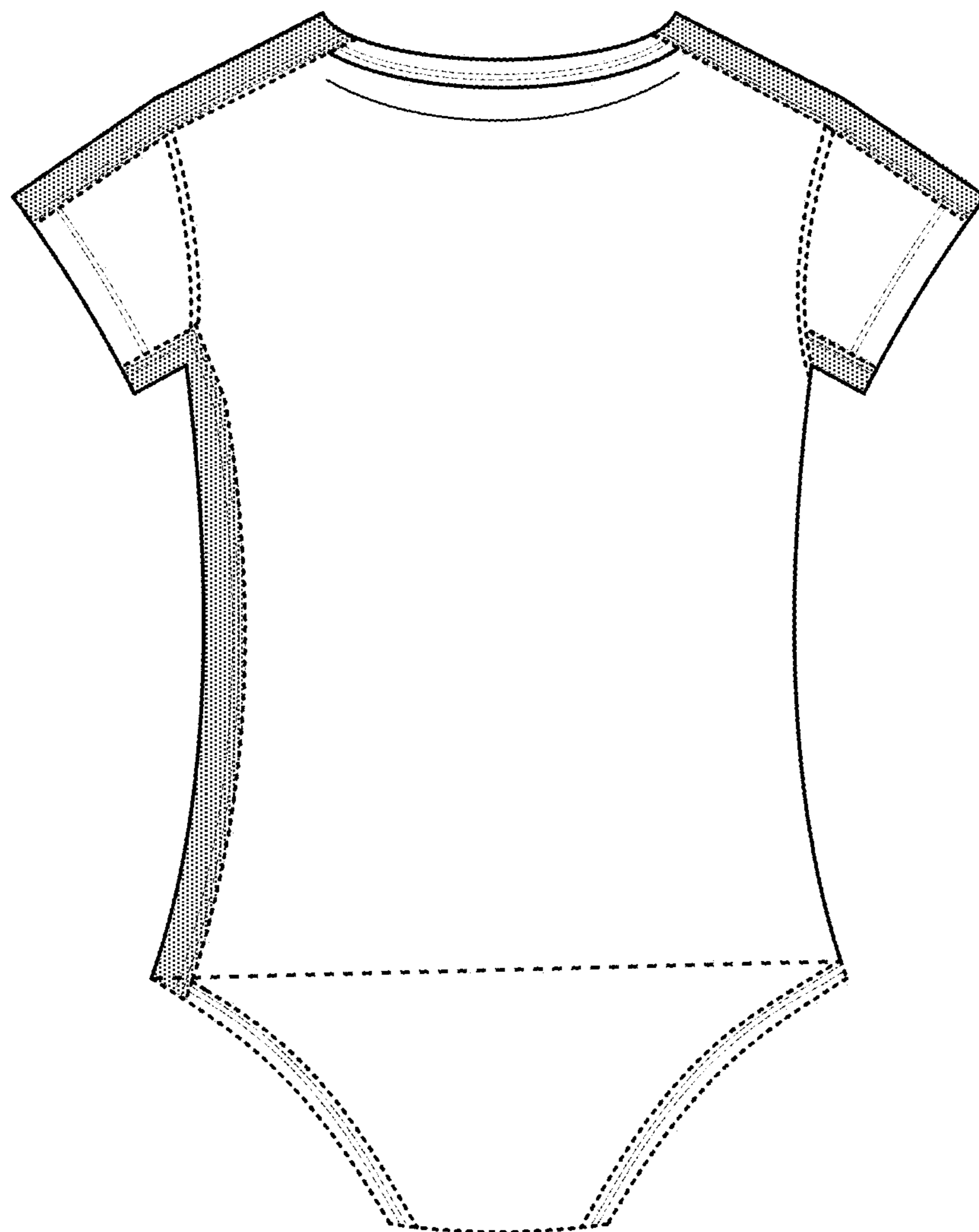


FIG. 4

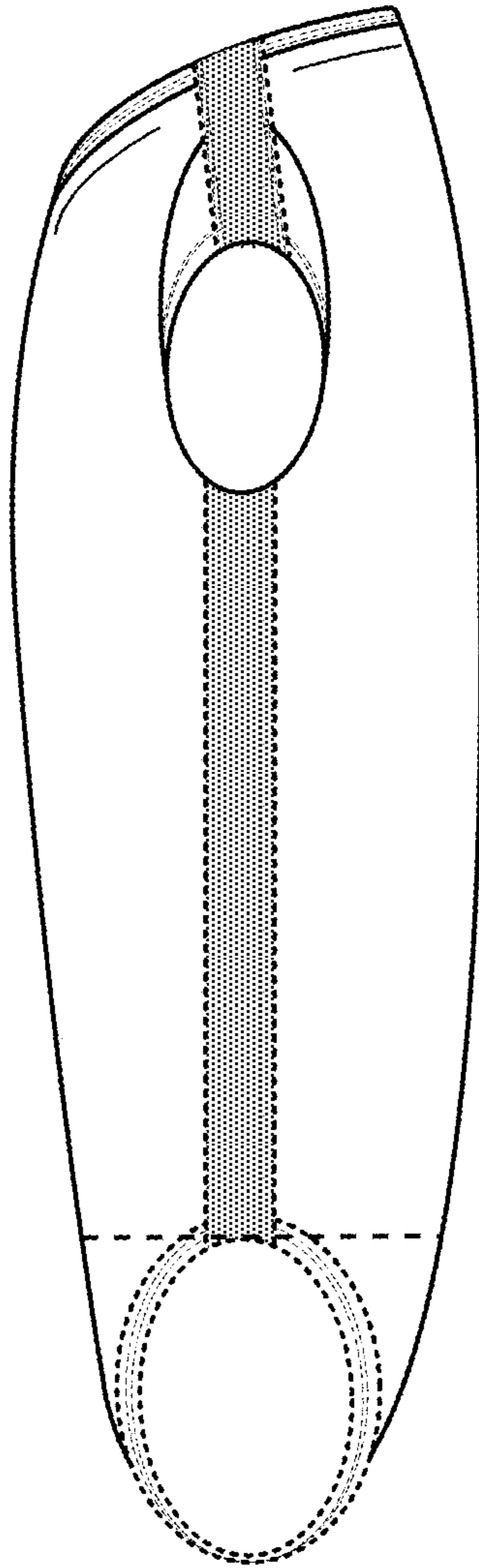


FIG. 5

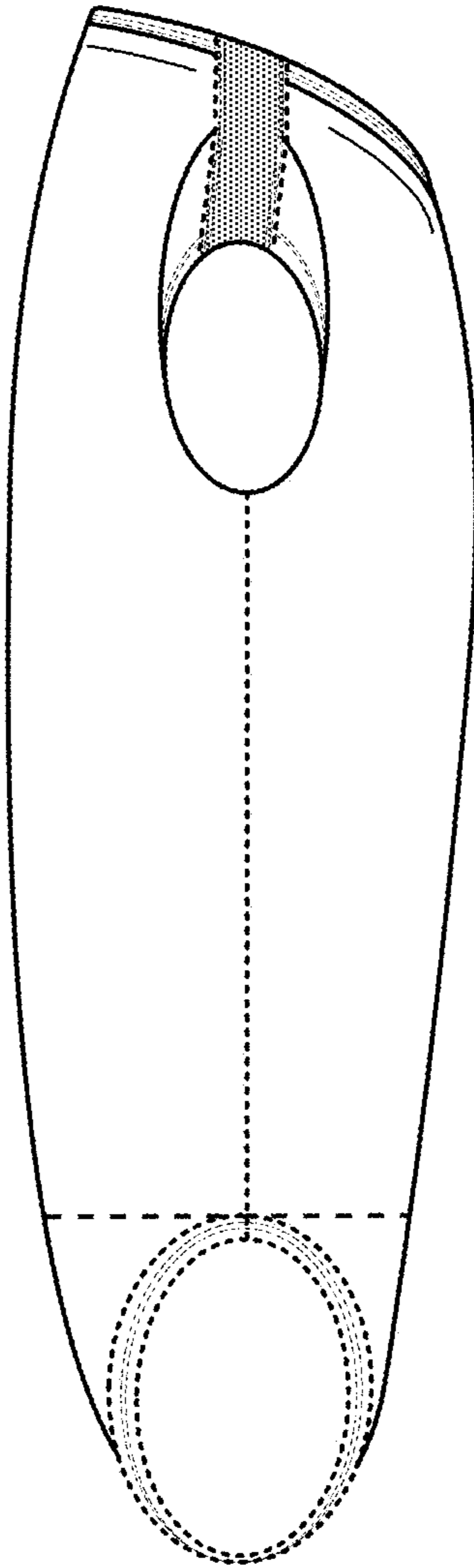


FIG. 6

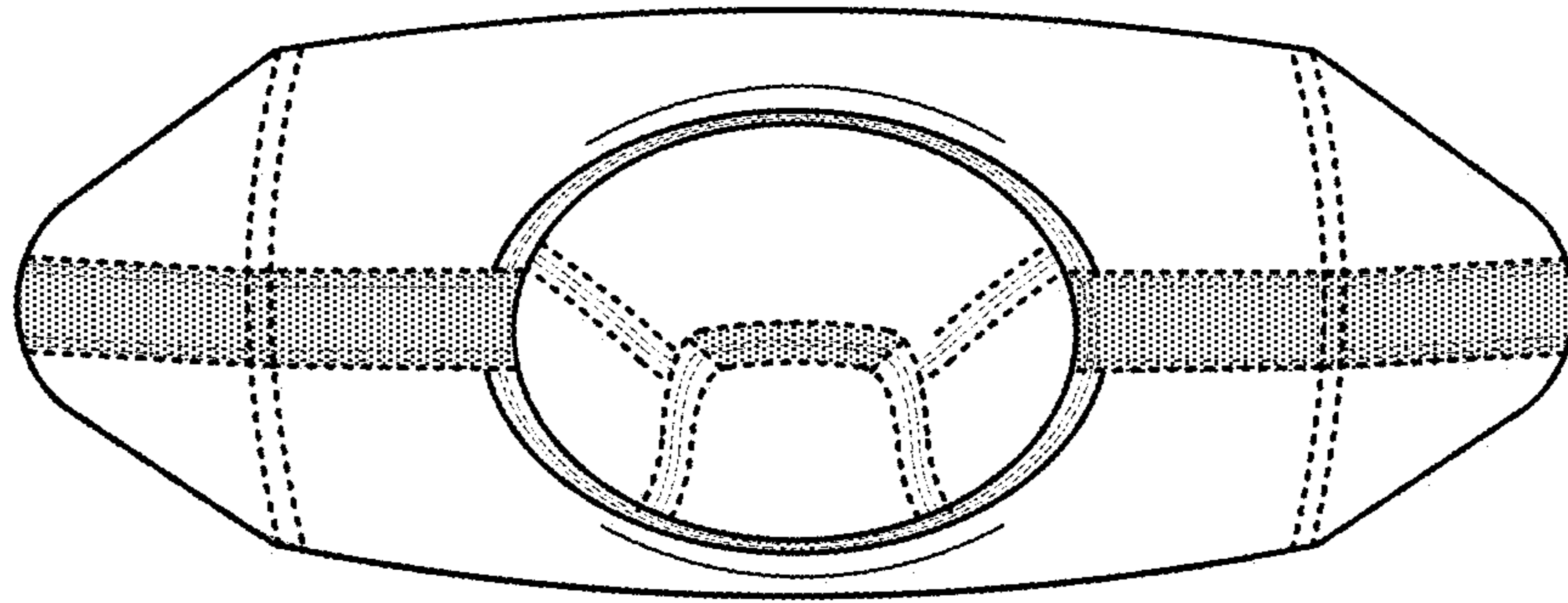


FIG. 7

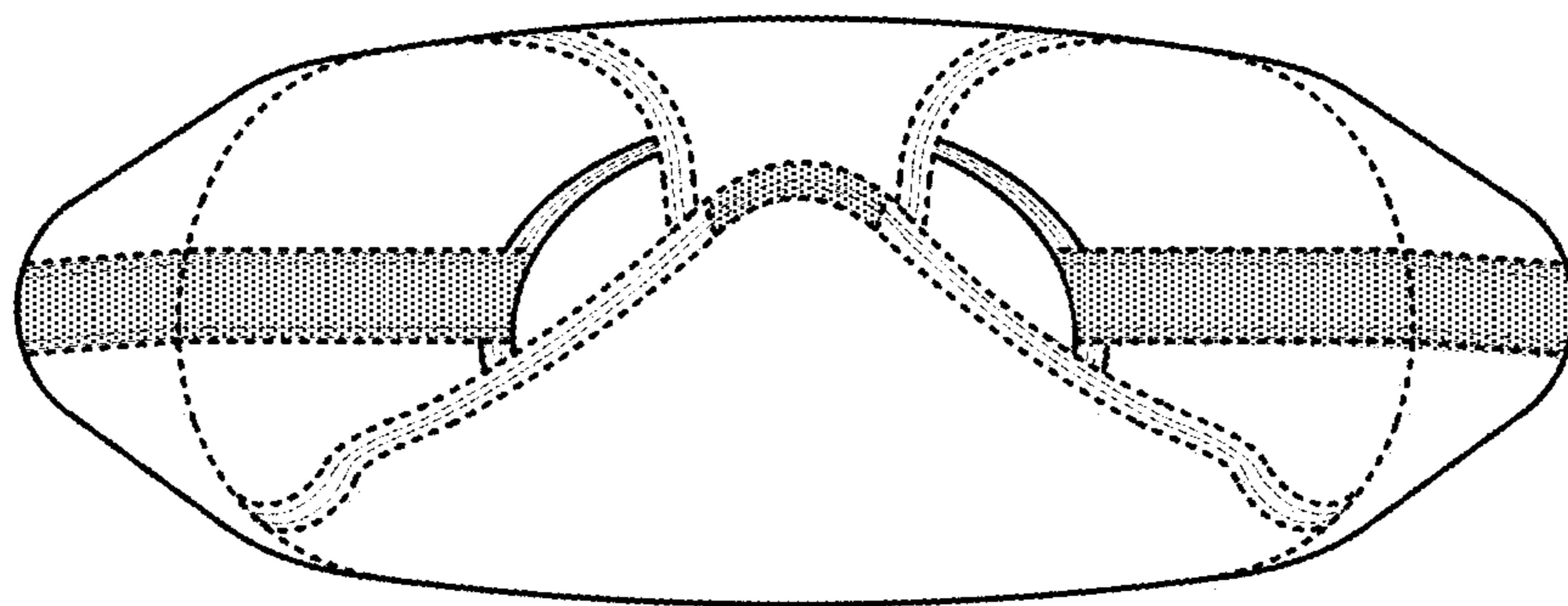


FIG. 8