



US00D885703S

(12) **United States Design Patent** (10) **Patent No.:** **US D885,703 S**
Wisse (45) **Date of Patent:** **** May 26, 2020**

(54) **STAIRLIFT CHAIR**
(71) Applicants: **THYSSENKRUPP STAIRLIFTS B.V.**,
Krimpen aan den IJssel (NL);
thyssenkrupp AG, Essen (DE)

D206,533 S 12/1966 Ducharme
D275,054 S 8/1984 Aronowitz
D322,362 S 12/1991 Voves
D354,177 S * 1/1995 Schwaegerle D24/183
D366,979 S 2/1996 Opsvik
(Continued)

(72) Inventor: **Sjaak Wisse**, Krimpen aan den Ijssel (NL)

Primary Examiner — Robert M. Spear
(74) *Attorney, Agent, or Firm* — thyssenkrupp North America, LLC

(73) Assignees: **THYSSENKRUPP STAIRLIFTS B.V.**,
Krimpen aan den Ijssel (NL);
THYSSENKRUPP AG, Essen (DE)

(57) **CLAIM**

The ornamental design for a stairlift chair, as shown and described.

(**) Term: **15 Years**

DESCRIPTION

(21) Appl. No.: **29/722,344**

(22) Filed: **Jan. 29, 2020**

Related U.S. Application Data

(62) Division of application No. 35/505,661, filed on Mar. 20, 2018 (U.S. filing date under 35 U.S.C. 384), and having an international filing date of Mar. 20, 2018, now Pat. No. Des. 877,443.

(51) **LOC (12) Cl.** **12-05**

(52) **U.S. Cl.**
USPC **D34/35**; D6/360; D12/128

(58) **Field of Classification Search**
USPC D34/28, 35; D12/52, 128; D6/360, 362, D6/380, 716, 716.4, 717
CPC . B66B 9/08; B66B 9/0853; B66B 2009/0892; A61G 5/061; A61G 5/10
See application file for complete search history.


FIG. 1 is a perspective view of a stairlift chair showing my design;
FIG. 2 is a front view thereof;
FIG. 3 is a back view thereof;
FIG. 4 is a perspective back right view thereof;
FIG. 5 is a right side view thereof;
FIG. 6 is a left side view thereof;
FIG. 7 is a top plan view thereof;
FIG. 8 is a bottom plan view thereof;
FIG. 9 is a perspective front right view thereof, in which each of a seat pan, a footrest, and armrests of the stairlift chair are in a folded-up state;
FIG. 10 is a front view of the stairlift chair, shown in the folded-up state of FIG. 9;
FIG. 11 is a back view of the stairlift chair, shown in the folded-up state of FIG. 9;
FIG. 12 is a right side view of the stairlift chair, shown in the folded-up state of FIG. 9;
FIG. 13 is a left side view of the stairlift chair, shown in the folded-up state of FIG. 9;
FIG. 14 is a top plan view of the stairlift chair, shown in the folded-up state of FIG. 9; and,
FIG. 15 is a bottom plan view of the stairlift chair, shown in the folded-up state of FIG. 9.

(56) **References Cited**

U.S. PATENT DOCUMENTS

D25,778 S 7/1896 Bates
D82,189 S 7/1930 Stoner
D180,350 S 5/1957 Armbruster
D180,393 S 6/1957 Dlouhy
D194,673 S 2/1963 Watlington

1 Claim, 15 Drawing Sheets



(56)

References Cited

U.S. PATENT DOCUMENTS

D461,658 S	8/2002	Koepke	
D488,010 S	4/2004	Chi	
6,855,098 B2	2/2005	Reitz	
D599,256 S *	9/2009	Kawakami	D12/128
D632,221 S	2/2011	Bogaert	
D647,683 S	2/2011	Woodhams	
D648,093 S	11/2011	Woodhams	
D660,619 S *	5/2012	Petrucelli	D6/360
D773,872 S	12/2016	Kim	
D777,494 S	1/2017	Prestwich	
D793,142 S	8/2017	Tsai	
D808,868 S *	1/2018	Cheng	D12/128
D826,614 S	8/2018	Chu	
10,081,517 B1	9/2018	Cheng	
D877,443 S *	3/2020	Wisse	D34/35

* cited by examiner



FIG. 1



FIG. 2



FIG. 3



FIG. 4



FIG. 5



FIG. 6



FIG. 7



FIG. 8

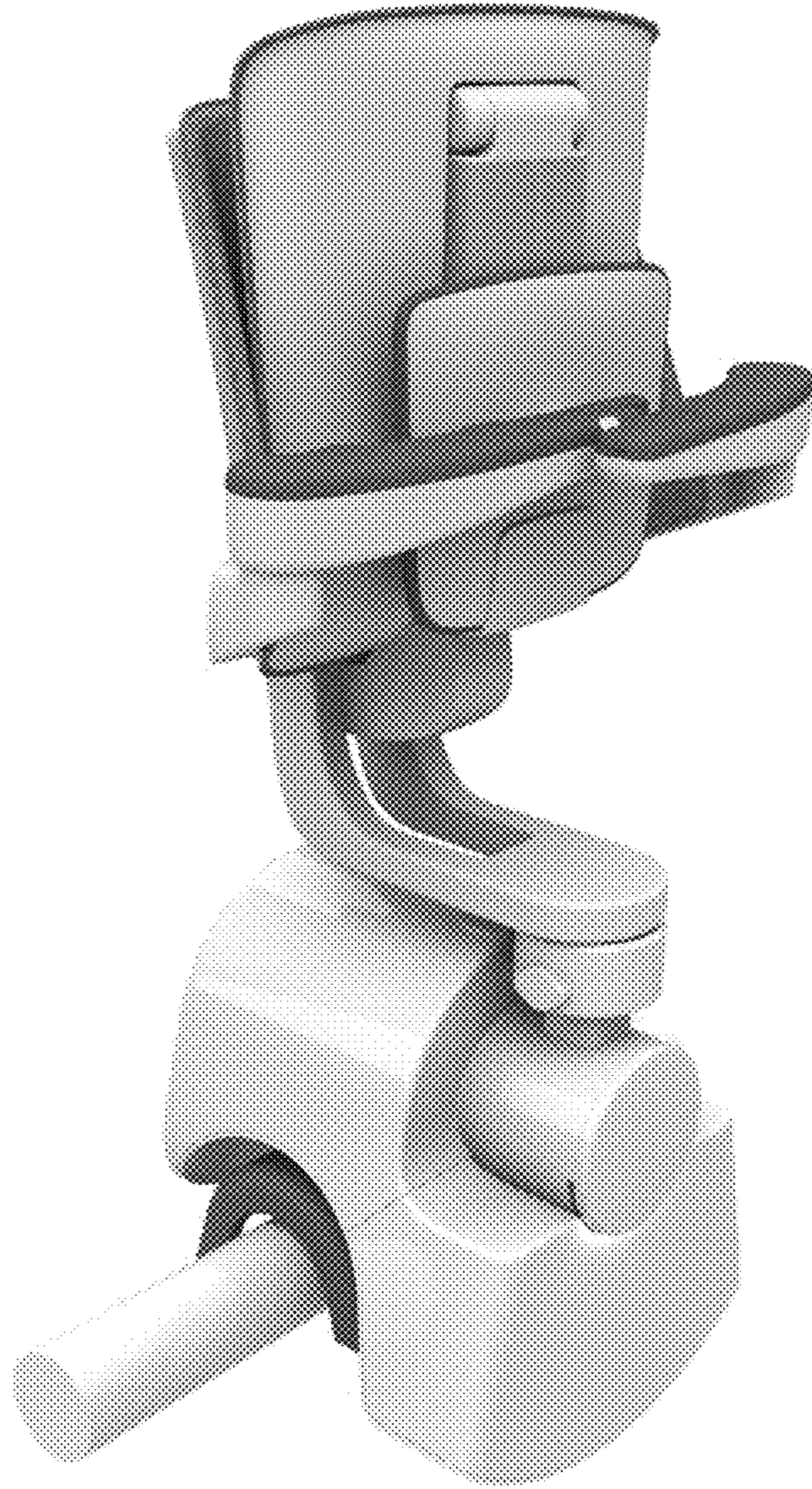


FIG. 9




FIG. 10



FIG. 11




FIG. 12




FIG. 13




FIG. 14




FIG. 15