



US00D885696S

(12) **United States Design Patent** (10) **Patent No.:** **US D885,696 S**  
**Kim** (45) **Date of Patent:** **\*\* May 26, 2020**

(54) **DRYER**  
(71) Applicant: **Samsung Electronics Co., Ltd.,**  
Suwon-si (KR)

D468,873 S \* 1/2003 Varma ..... D32/6  
D640,023 S 6/2011 Bixby et al.  
D707,000 S \* 6/2014 Massip ..... D32/17  
(Continued)

(72) Inventor: **Jinnam Kim,** Seoul (KR)  
(73) Assignee: **Samsung Electronics Co., Ltd.,**  
Suwon-si (KR)

**FOREIGN PATENT DOCUMENTS**

EM 001293799-0004 9/2011  
KR 30-2004-0040606 9/2005  
WO DM 078395 2/2012

(\*\*) Term: **15 Years**  
(21) Appl. No.: **29/637,533**  
(22) Filed: **Feb. 20, 2018**

*Primary Examiner* — Michelle E. Wilson  
(74) *Attorney, Agent, or Firm* — NSIP Law

(30) **Foreign Application Priority Data**

Jan. 3, 2018 (KR) ..... 30-2018-0000362

(51) **LOC (12) Cl.** ..... **15-05**  
(52) **U.S. Cl.**  
USPC ..... **D32/8**

(58) **Field of Classification Search**  
USPC ..... D32/8, 17, 18, 21, 25, 35, 71, 73  
CPC ..... D06F 57/08; D06F 58/10; D06F 59/02;  
D06F 73/00; D06F 57/00; D06F 58/00  
See application file for complete search history.

(56) **References Cited**

**U.S. PATENT DOCUMENTS**

2,317,924 A \* 4/1943 Lendle ..... D06F 73/00  
223/67  
2,425,194 A \* 8/1947 Lendle ..... D06F 73/00  
223/70  
3,432,939 A \* 3/1969 Eichholz ..... D06F 58/14  
34/622  
5,528,912 A \* 6/1996 Weber ..... D06F 58/14  
223/51  
5,996,249 A \* 12/1999 Manning ..... D06F 58/14  
34/202  
6,047,482 A \* 4/2000 Roper ..... D06F 58/00  
34/103

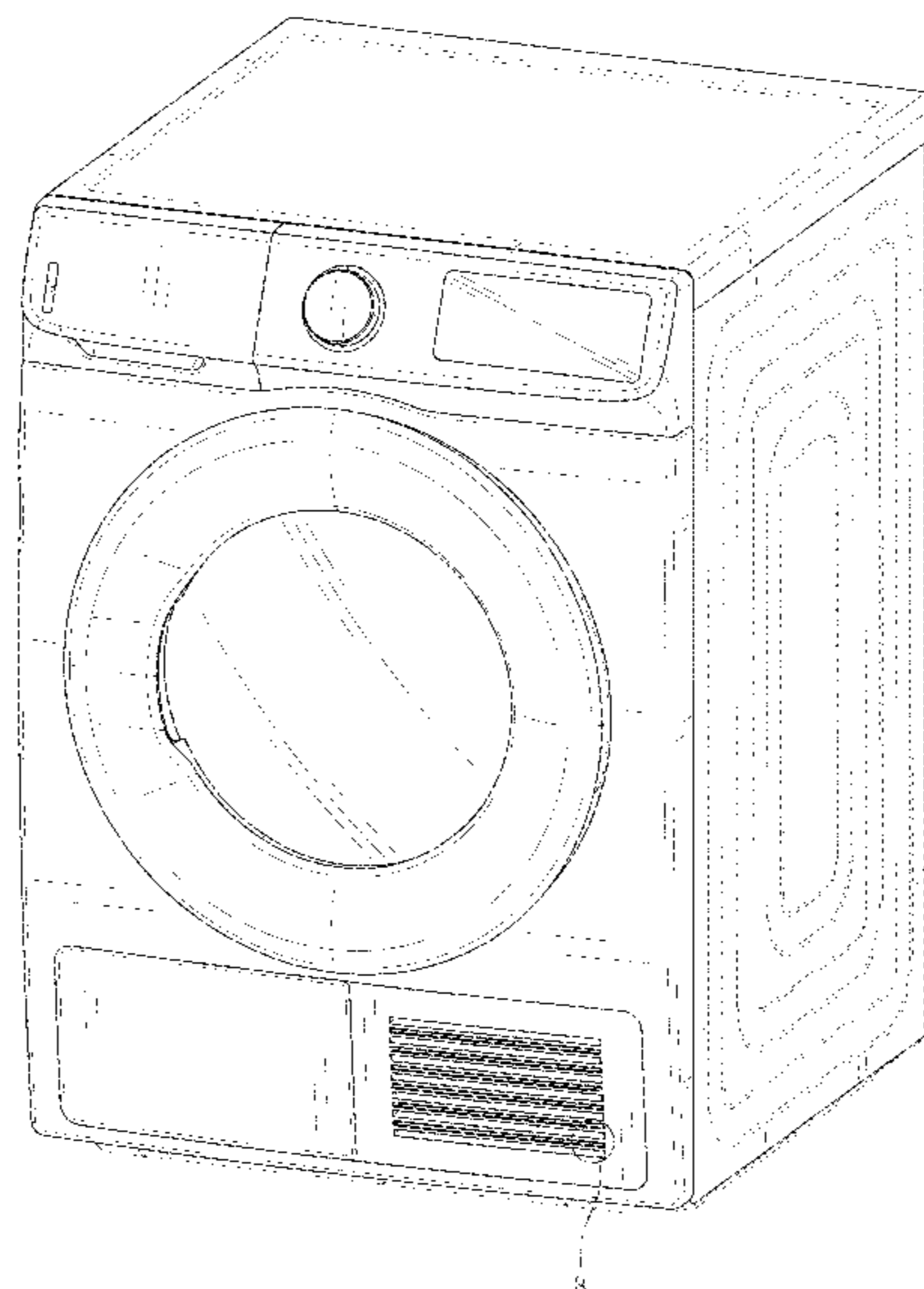
(57) **CLAIM**

I claim the ornamental design for a dryer, as shown and described.

**DESCRIPTION**

FIG. 1 is a front perspective view of a dryer showing my new design;  
FIG. 2 is a front view thereof;  
FIG. 3 is a rear view thereof;  
FIG. 4 is a left-side view thereof;  
FIG. 5 is a right-side view thereof;  
FIG. 6 is a top view thereof;  
FIG. 7 is a bottom view thereof;  
FIG. 8 is an enlarged view of the encircled portion of FIG. 1;  
FIG. 9 is an enlarged view of the encircled portion of FIG. 2;  
FIG. 10 is an enlarged view of the encircled portion of FIG. 5; and,  
FIG. 11 is an enlarged view of the encircled portion of FIG. 7.  
The broken lines in the figures show portions of the dryer which form no part of the claimed design.  
The dot-dash broken lines encircling portions of the claimed design that are illustrated in enlargements form no part of the claimed design.

**1 Claim, 11 Drawing Sheets**



(56)

**References Cited**

U.S. PATENT DOCUMENTS

8,813,385	B2 *	8/2014	Blum	.....	A45D 20/00 34/101
D739,097	S	9/2015	Qin et al.		
D770,104	S *	10/2016	Koehler	.....	D32/17
D788,397	S *	5/2017	Tan	.....	D32/73
D841,265	S *	2/2019	Desagre	.....	D32/17
D855,268	S *	7/2019	Desagre	.....	D32/17
2003/0164348	A1 *	9/2003	Seng	.....	D06F 57/04 211/196
2008/0184590	A1 *	8/2008	Lozano	.....	D06F 58/14 34/622
2009/0173758	A1 *	7/2009	Hahn	.....	D06F 57/02 223/85
2009/0255302	A1 *	10/2009	Haan	.....	D06F 73/00 68/222
2009/0307923	A1 *	12/2009	Hu	.....	D06F 58/14 34/218
2010/0199513	A1 *	8/2010	Sanders	.....	D06F 58/00 34/82
2013/0259454	A1 *	10/2013	Colburn	.....	F22B 1/30 392/336
2017/0321371	A1 *	11/2017	Kuan	.....	D06F 81/08
2018/0355547	A1 *	12/2018	Tsai	.....	D06F 57/08

\* cited by examiner

FIG. 1




FIG. 2

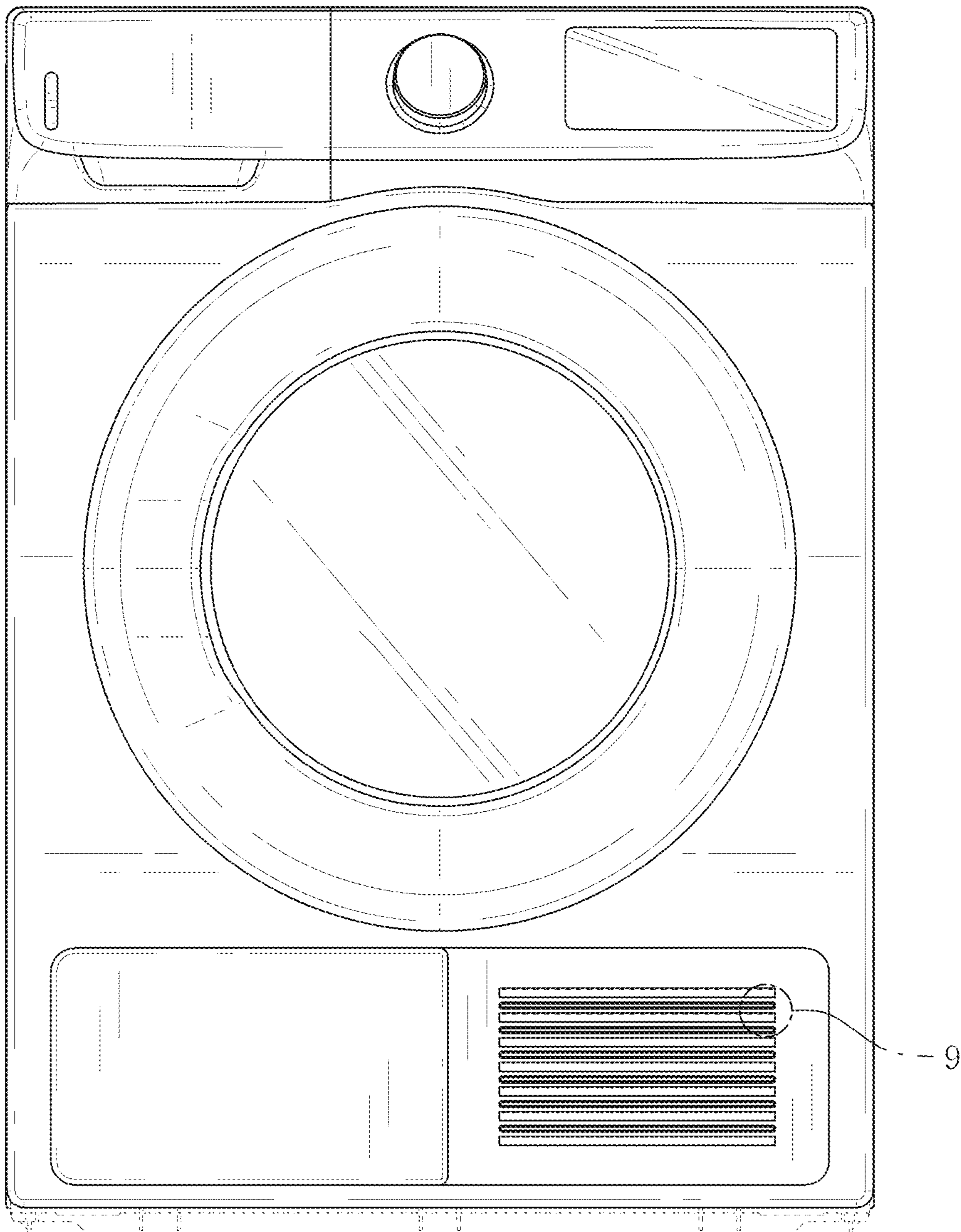


FIG. 3

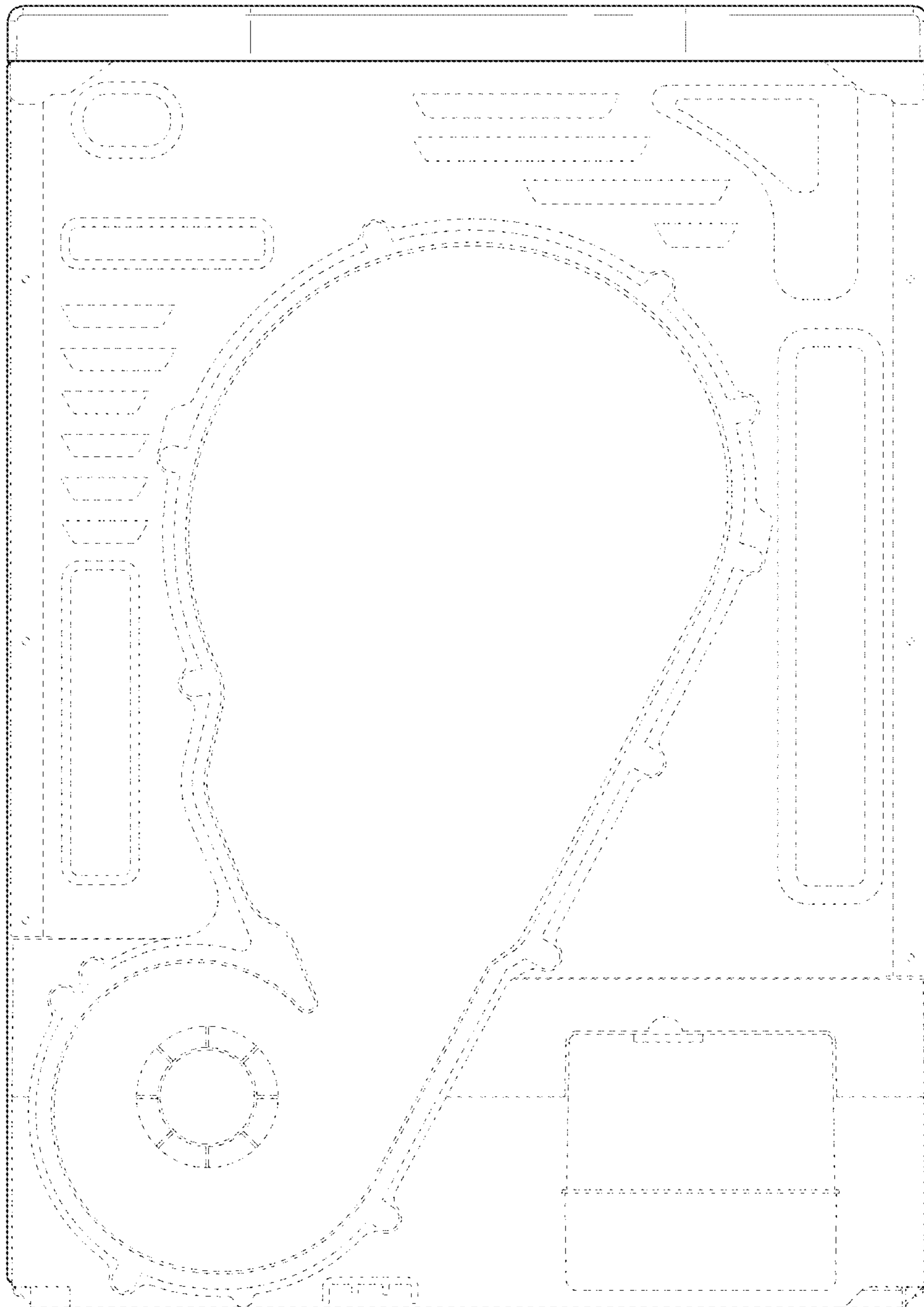


FIG. 4

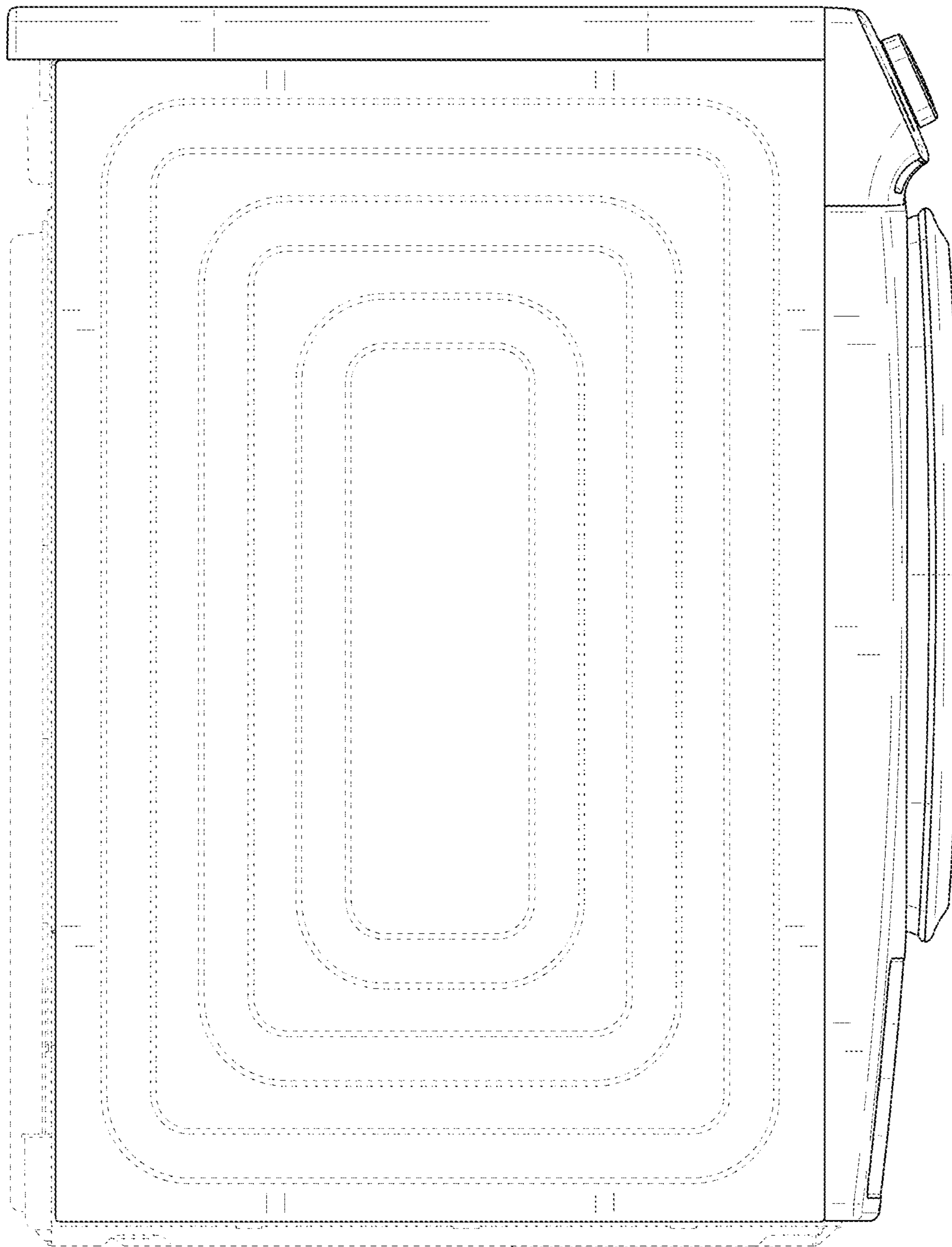
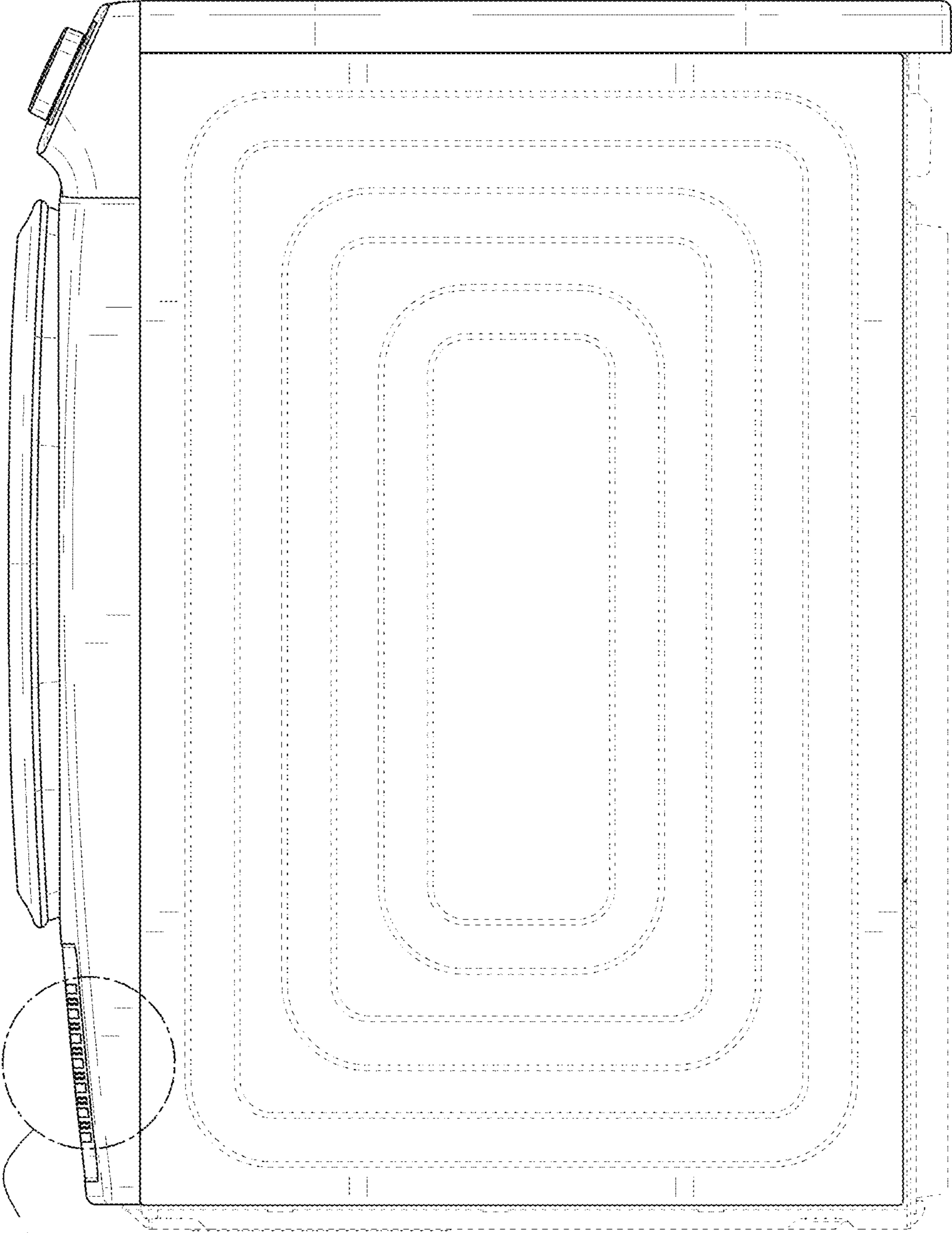


FIG. 5



10

FIG. 6






FIG. 7

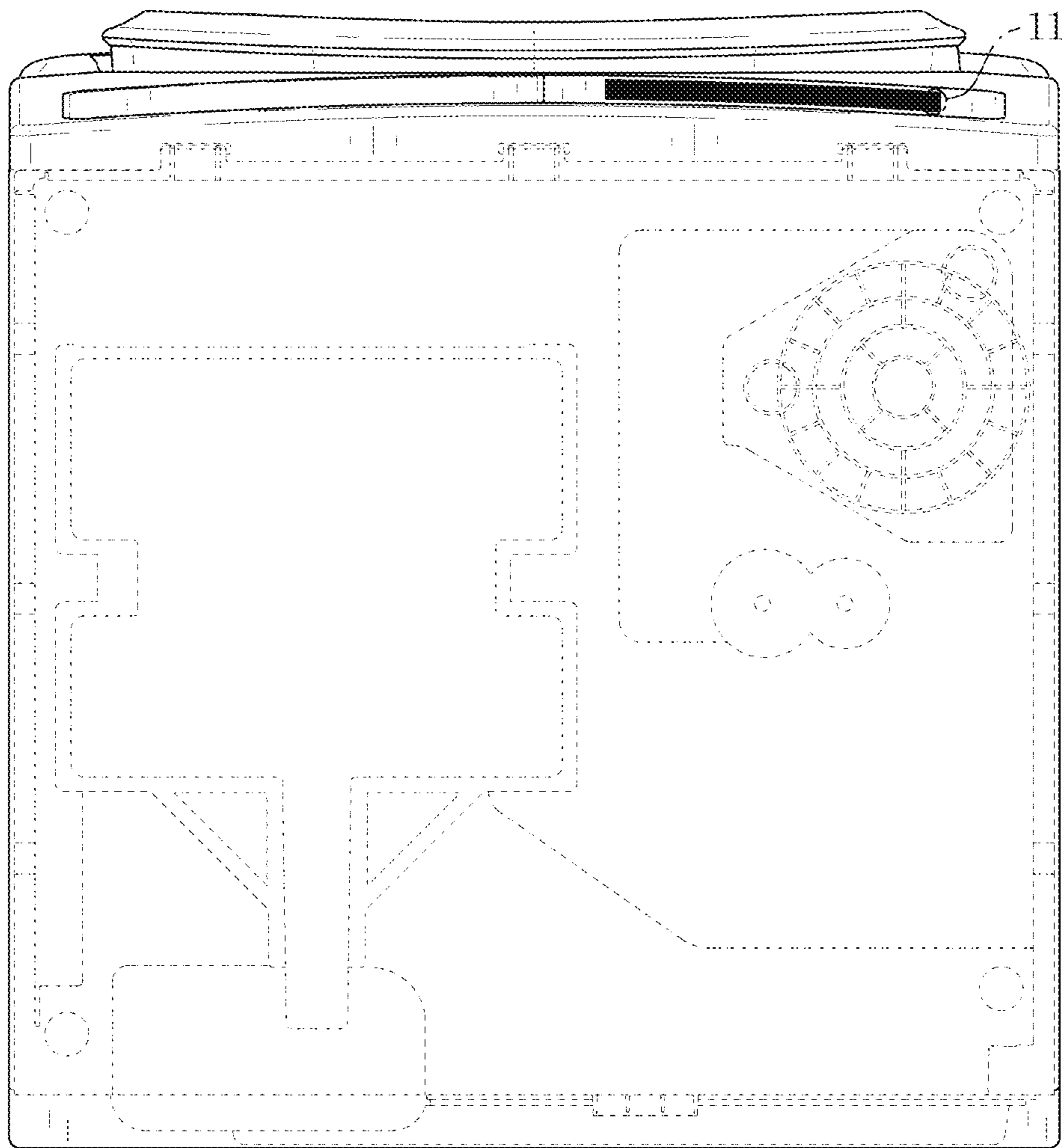


FIG. 8

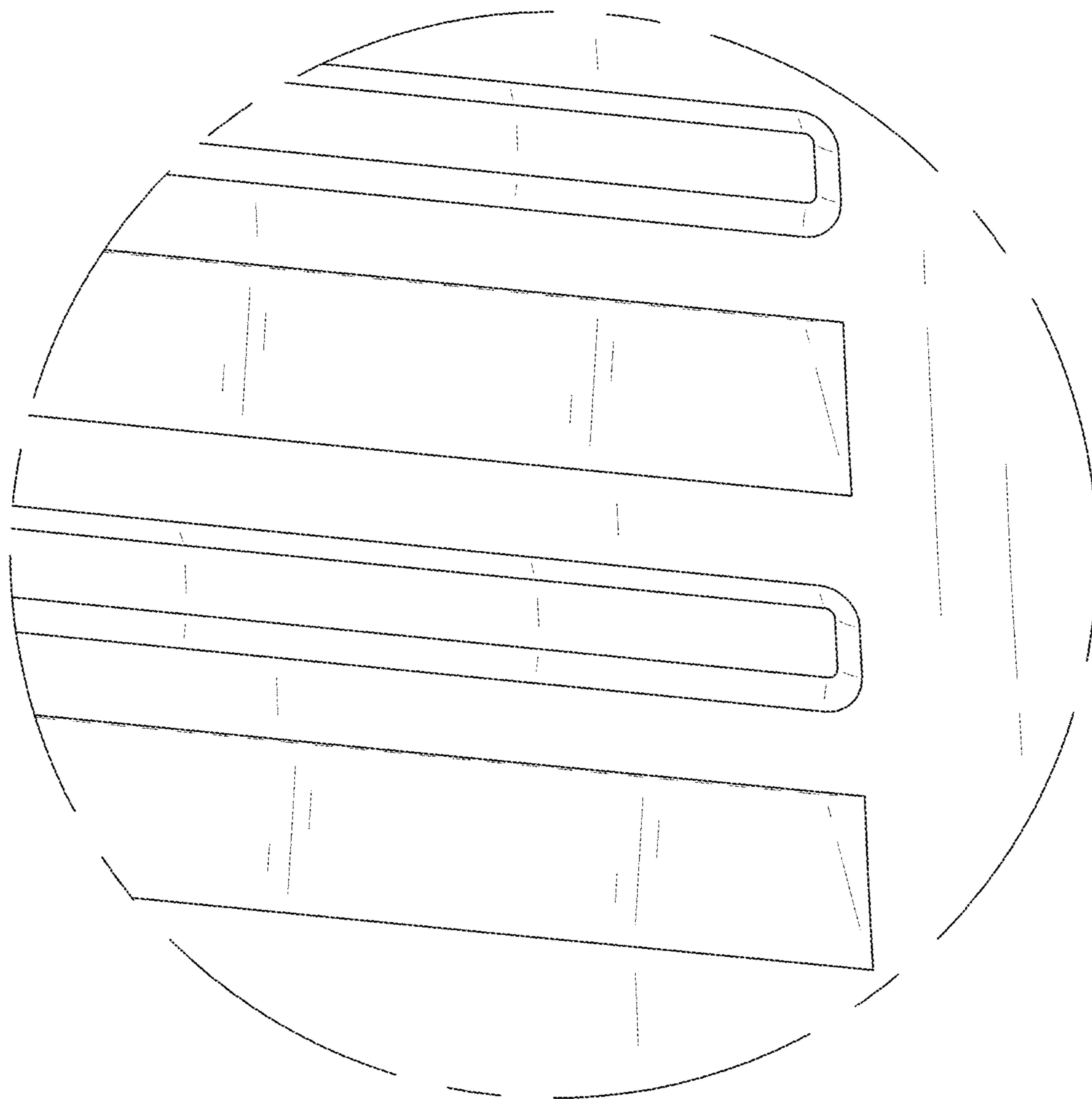


FIG. 9

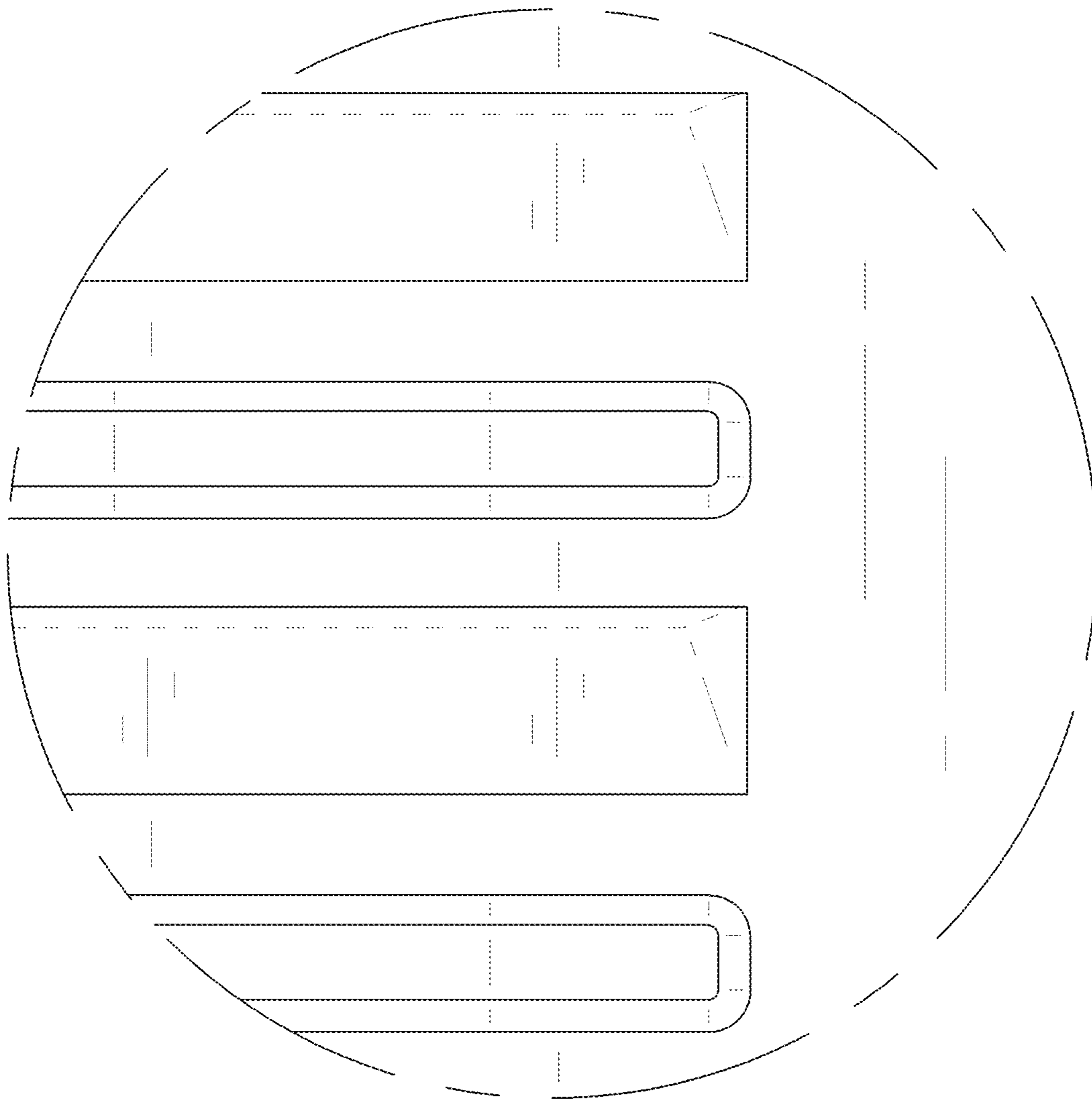


FIG. 10

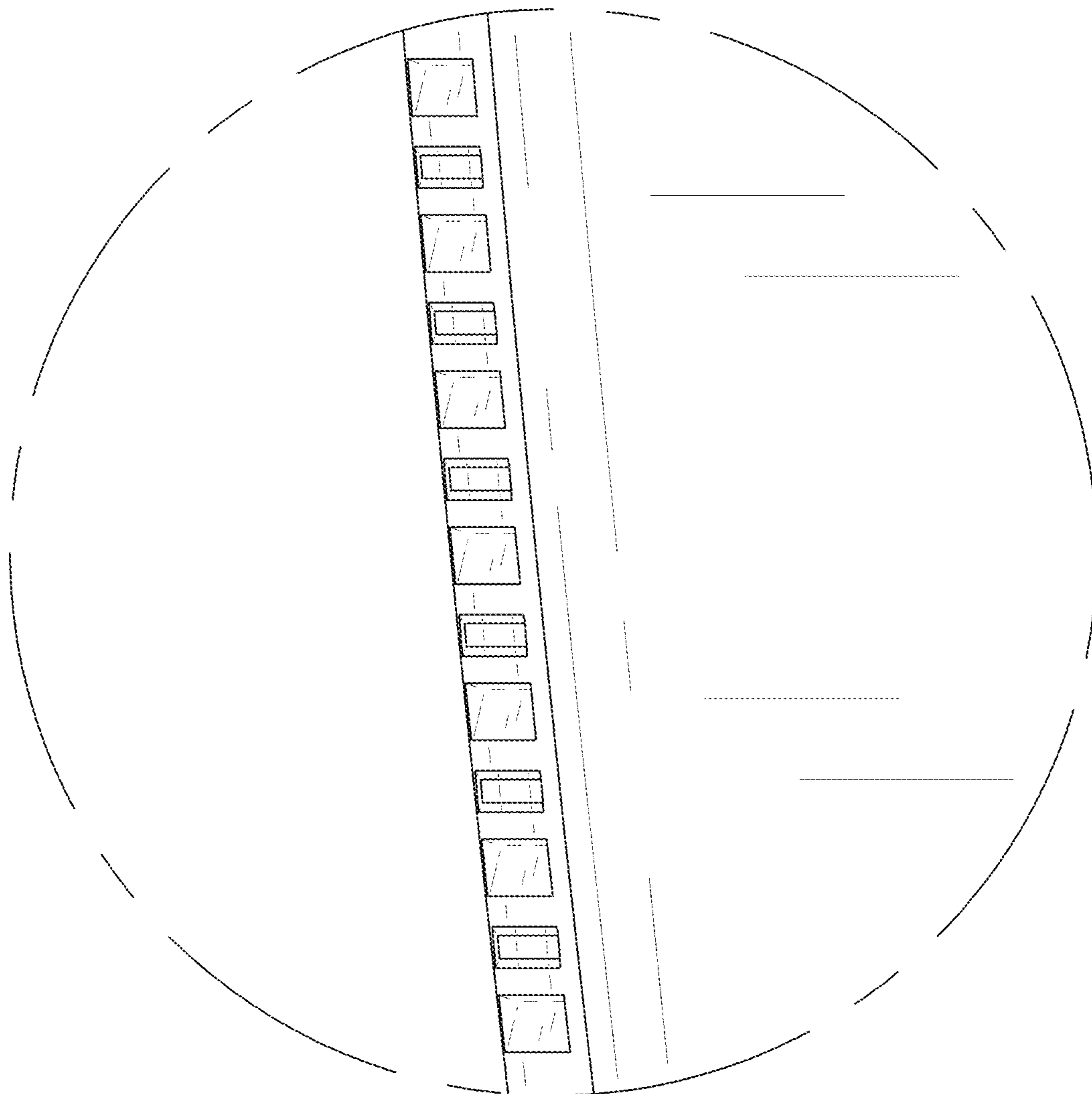


FIG. 11

