



US00D885677S

(12) **United States Design Patent**
Acosta et al.

(10) **Patent No.:** **US D885,677 S**

(45) **Date of Patent:** **** May 26, 2020**

(54) **FACIAL COVERING**

(71) Applicant: **BEARD BLANKET LLC**, Yonkers, NY (US)
(72) Inventors: **Marcos Acosta**, Yorktown Heights, NY (US); **Michael Gregorio**, Yonkers, NY (US)
(73) Assignee: **BEARD BLANKET LLC**, Yonkers, NY (US)

(**) Term: **15 Years**

(21) Appl. No.: **29/682,445**

(22) Filed: **Mar. 5, 2019**

(51) **LOC (12) Cl.** **29-02**

(52) **U.S. Cl.**
USPC **D29/108**

(58) **Field of Classification Search**
USPC D29/100, 102, 105, 106, 107, 108, 110, D29/122; D2/878, 880, 881; D24/110.1
CPC A42B 5/00; A42B 3/18; A42B 3/20; A42B 1/046; A63B 71/08; A63B 71/10; A63B 71/105; A61F 9/04; A61F 9/06; A61F 9/029; A41D 13/11; A41D 13/1107; A41D 13/1161; A41D 13/1169; A41D 13/1176; A41G 7/00; A41G 7/02
See application file for complete search history.

(56) **References Cited**

U.S. PATENT DOCUMENTS

1,106,300 A	8/1914	Graham
1,627,523 A	5/1927	Morris
1,709,936 A	4/1929	Drew
2,032,804 A	3/1936	Jeffery
2,473,926 A	6/1949	Wesley, Sr.
2,635,605 A	4/1953	Becker
2,973,762 A	3/1961	Koenig
3,345,987 A	10/1967	Ediin

D229,127 S *	11/1973	Franklin	D29/108
D239,218 S *	3/1976	Forson	D29/108
4,825,474 A *	5/1989	Edwards	A41D 13/1161 2/206
D339,676 S *	9/1993	Geving	D2/500
D369,442 S *	4/1996	Jones	D2/500
5,623,733 A	4/1997	Kurimoto et al.		
D518,625 S *	4/2006	Barnhouse	D2/866
D531,385 S *	11/2006	Lund	D2/500
D569,079 S *	5/2008	Whong	D2/502
D636,128 S *	4/2011	Hancock	D29/108
D638,170 S *	5/2011	Chen	D29/108
D657,917 S *	4/2012	Chen	D29/108
D666,364 S *	8/2012	Votel	D29/108

(Continued)

Primary Examiner — Elizabeth J Oswecki

(74) *Attorney, Agent, or Firm* — Andrew F. Young, Esq.;
Lackenbach Siegel, LLP

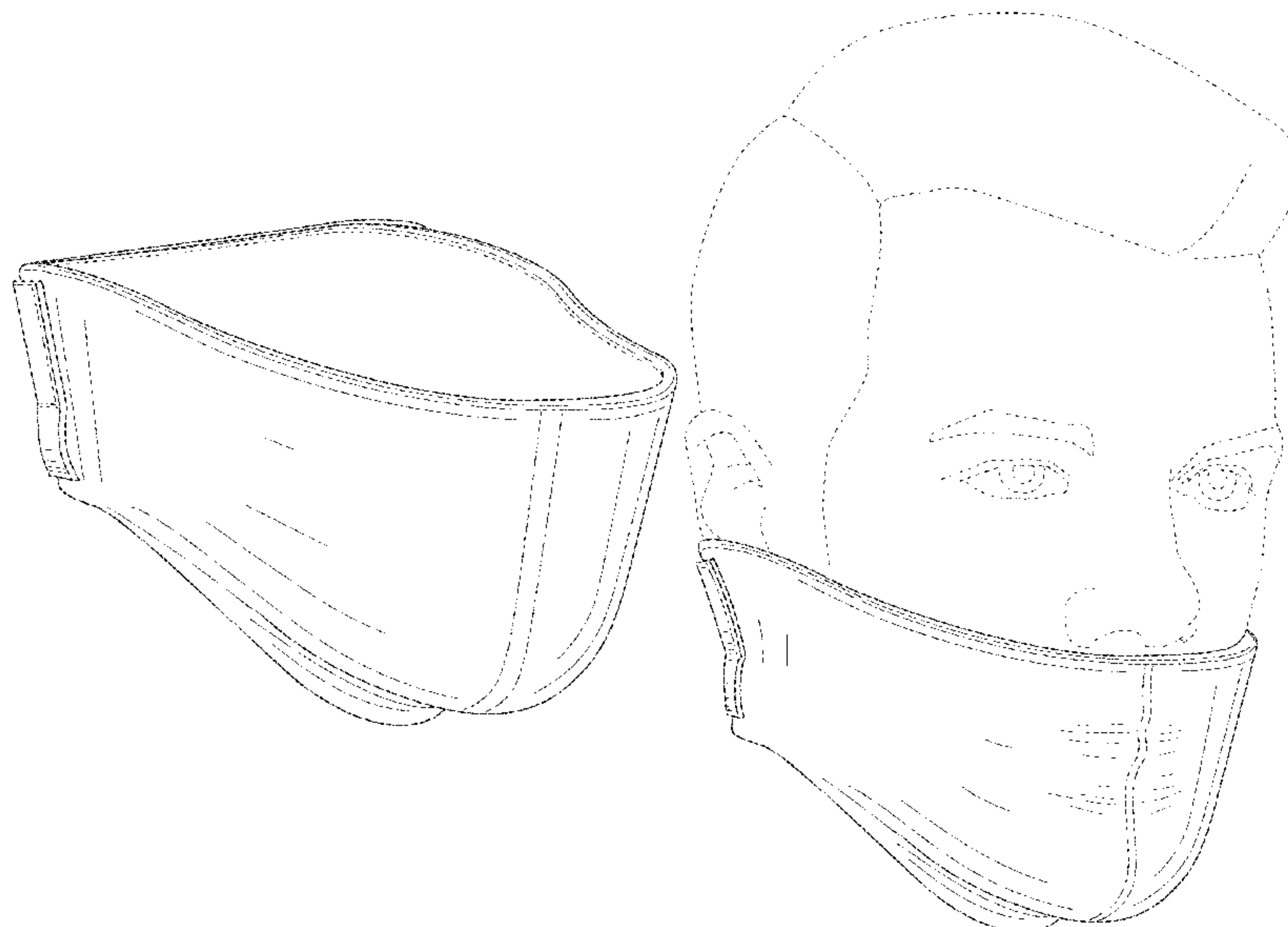
(57) **CLAIM**

The ornamental design for a facial covering, as shown and described.

DESCRIPTION

FIG. 1 is a top front perspective view of a facial covering, showing our new design;
FIG. 2 is a front elevation view thereof;
FIG. 3 is a rear elevation view thereof;
FIG. 4 is a left side elevation view thereof;
FIG. 5 is a right side elevation view thereof;
FIG. 6 is a top plan view thereof;
FIG. 7 is a bottom plan view thereof; and,
FIG. 8 is a perspective view thereof, shown in a used condition with a human head shown in broken lines.
The even dashed broken lines showing the inner surface edge lining in FIGS. 1, 2, 3, and 6 of the facial covering and the human head in FIG. 8 form no part of the claimed design.
The dashed-dot lines represent thread stitching on the facial covering.

1 Claim, 6 Drawing Sheets



(56)

References Cited

U.S. PATENT DOCUMENTS

D670,037 S *	10/2012	Chen	D29/108	2003/0015205 A1	1/2003	Lai	
D670,038 S *	10/2012	Andrews	D29/108	2004/0078860 A1 *	4/2004	Bell A41D 13/1161
D671,688 S *	11/2012	Sullivan, II	A41D 13/1146				2/9
				D29/108	2004/0118405 A1 *	6/2004	Amante A41D 13/1161
8,409,154 B2	4/2013	Mitra et al.						128/206.19
D681,881 S *	5/2013	Pong	D29/108	2004/0243042 A1	12/2004	Lipman	
D706,990 S *	6/2014	Martin	D29/106	2005/0192653 A1	9/2005	Tsunakawa et al.	
D723,245 S *	3/2015	Womack	D2/600	2008/0051860 A1	2/2008	Wyk	
D726,970 S *	4/2015	Martin	D29/108	2011/0203593 A1 *	8/2011	Ishigami A62B 23/025
D777,380 S *	1/2017	Win	D29/108				128/206.13
9,539,184 B2	1/2017	Lin			2012/0167891 A1 *	7/2012	Smaller A41D 13/11
9,707,444 B1 *	7/2017	Danford	A63B 23/18				128/206.19
D811,581 S *	2/2018	Danford	D24/110.1	2012/0180800 A1 *	7/2012	Shibata A41D 13/113
D820,974 S *	6/2018	Danford	D24/110.1				128/863
D833,682 S *	11/2018	Greenblat	D29/108	2014/0224261 A1 *	8/2014	Tsuei A62B 23/025
D844,301 S *	4/2019	Greenblat	D2/865				128/863
D850,760 S *	6/2019	Greenblat	D2/865	2015/0125499 A1	5/2015	Ochiai et al.	
D866,869 S *	11/2019	Ward	D29/108	2016/0129287 A1 *	5/2016	Danford A62B 23/025
D874,064 S *	1/2020	Costella	D29/108				128/863
D874,735 S *	2/2020	Ward	D29/108	2017/0251789 A1	9/2017	Kim et al.	
					2018/0146733 A1 *	5/2018	Greenblat A41D 13/1153

* cited by examiner

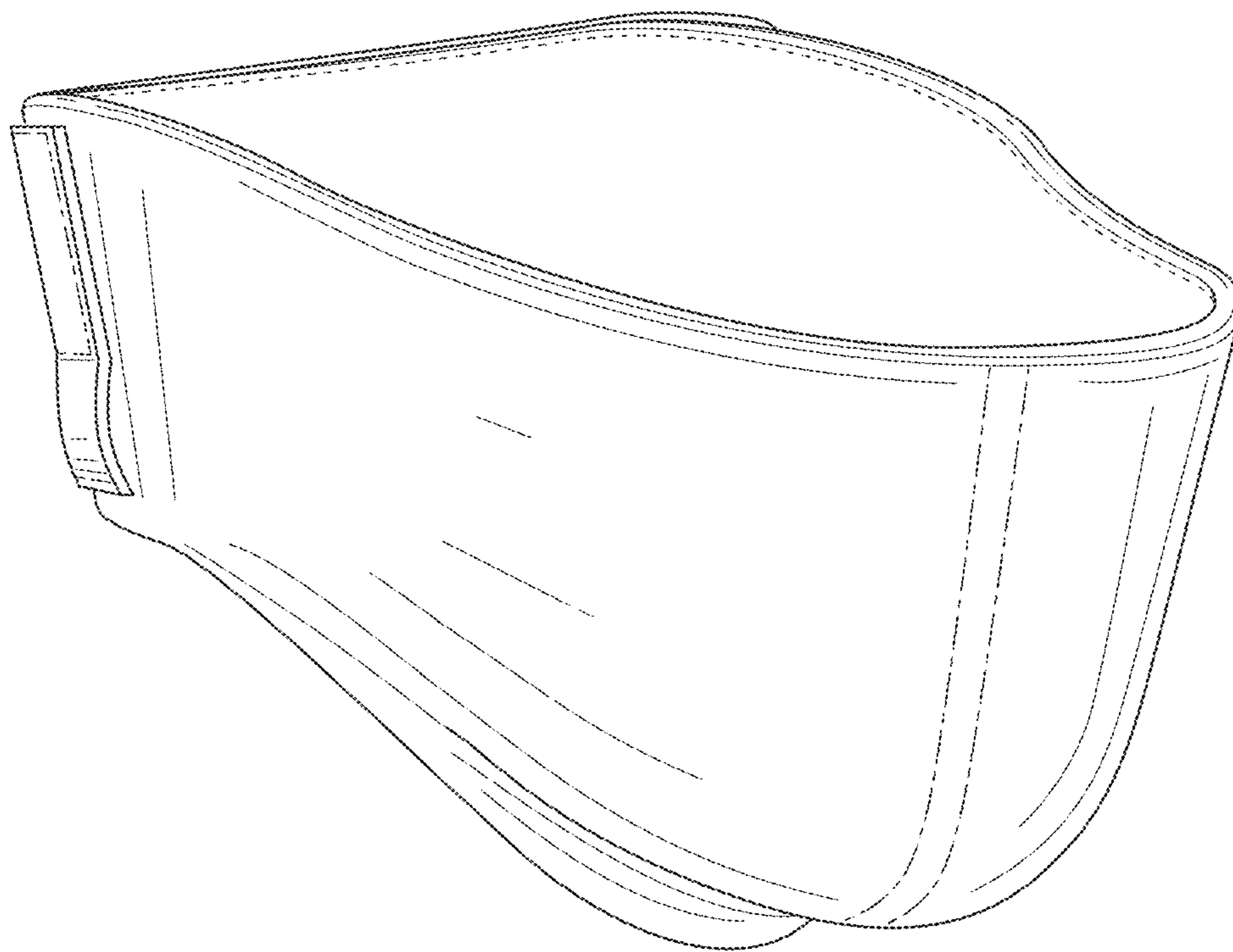


FIG. 1

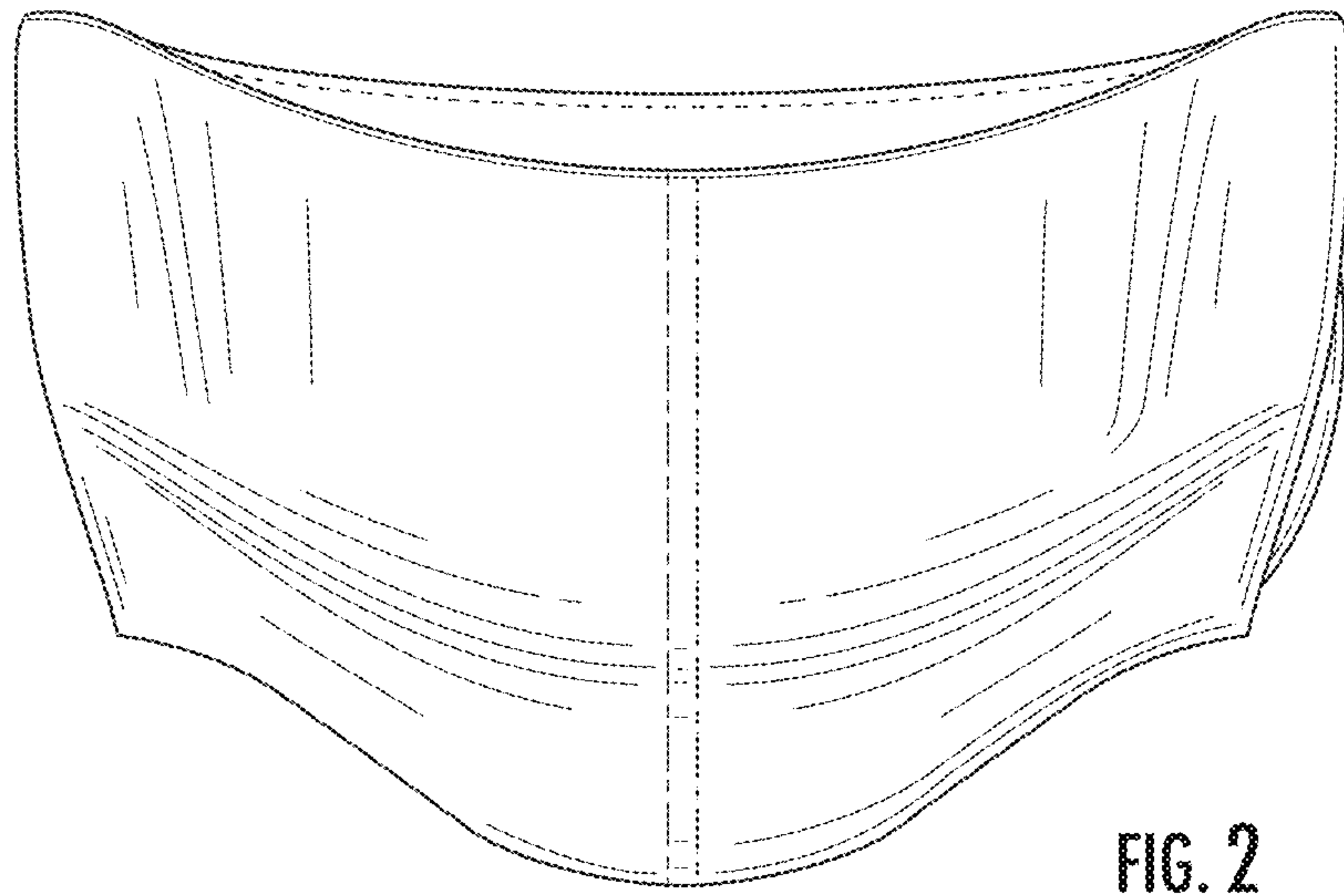


FIG. 2

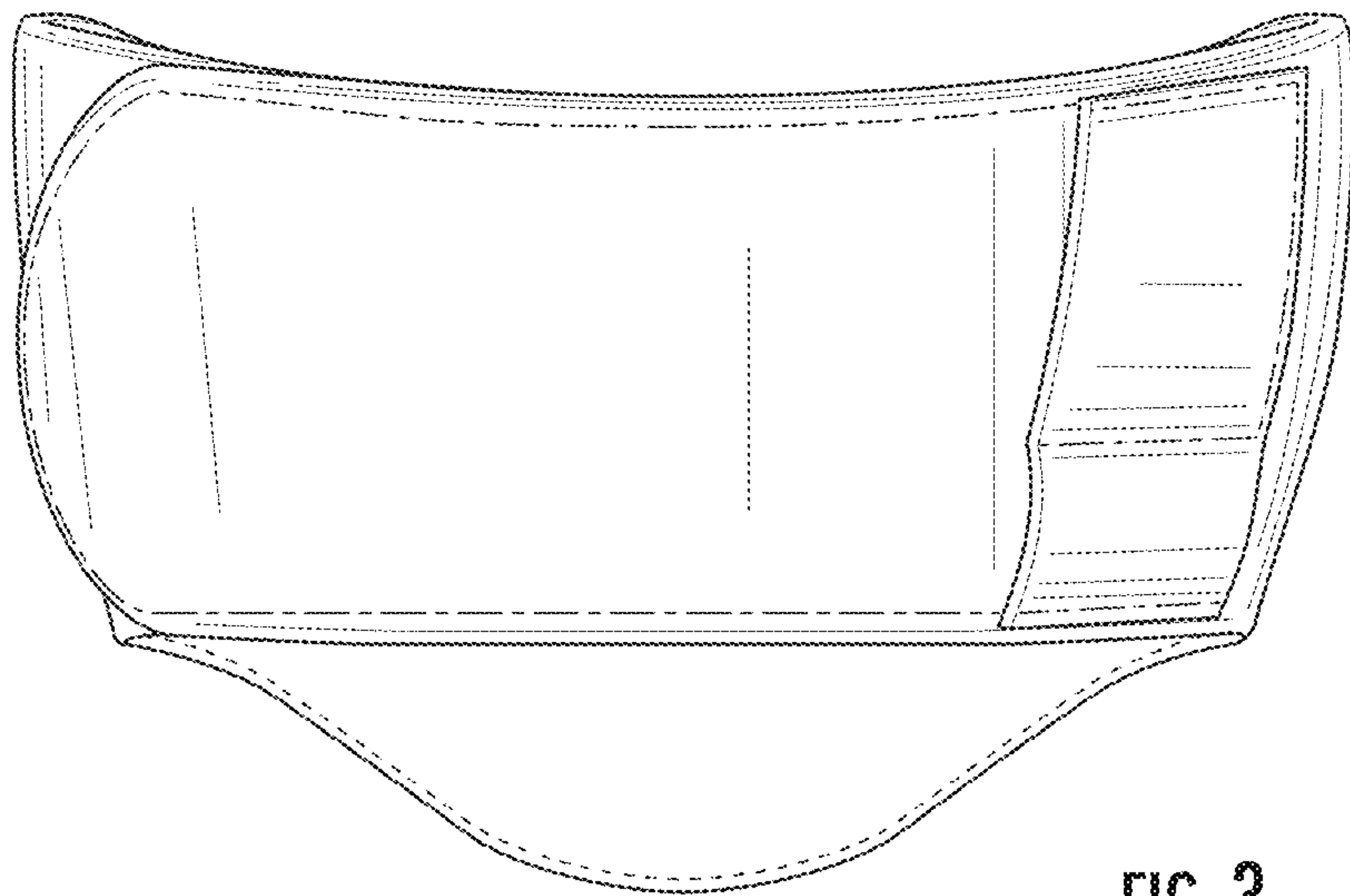


FIG. 3

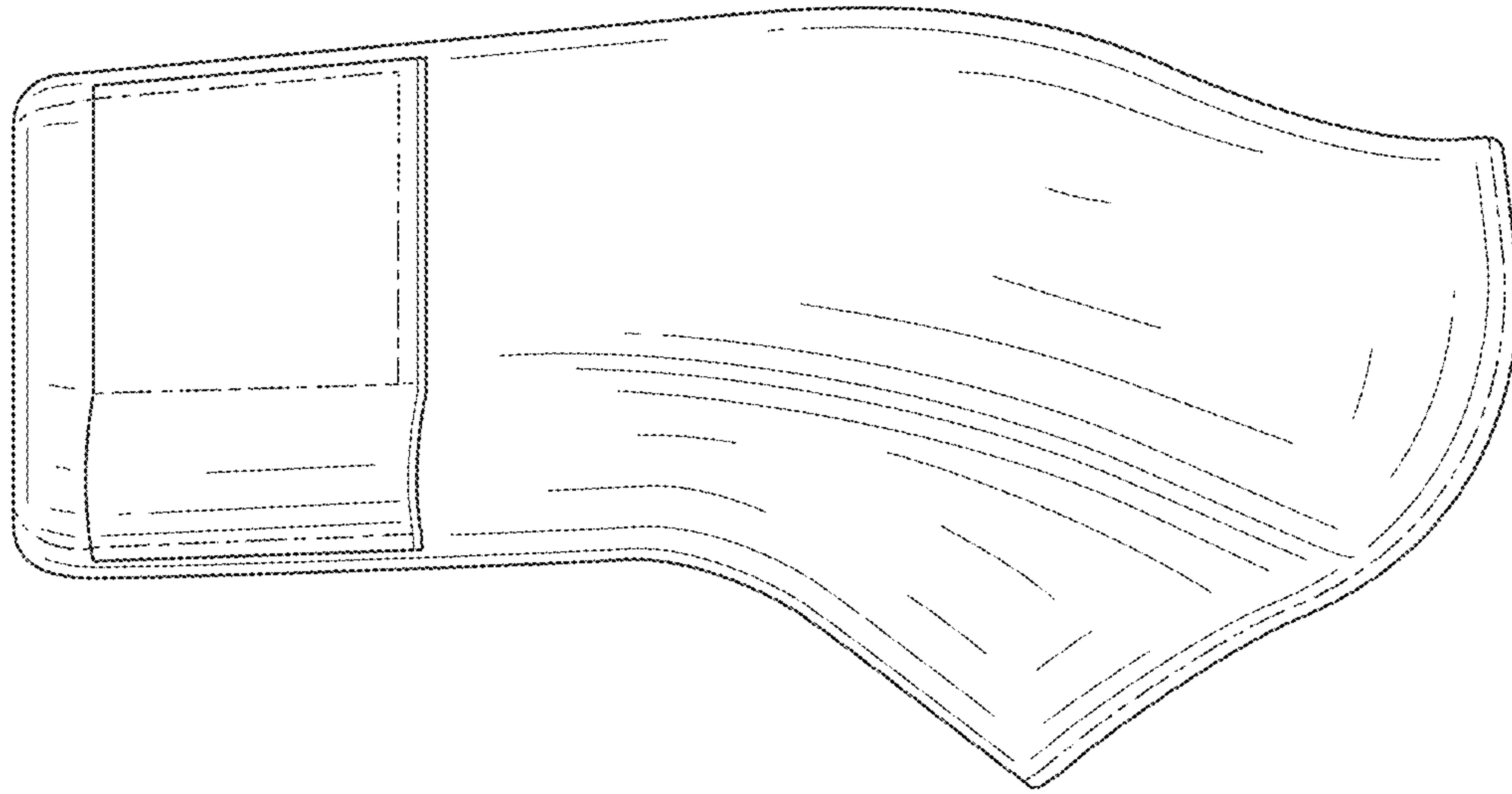


FIG. 4

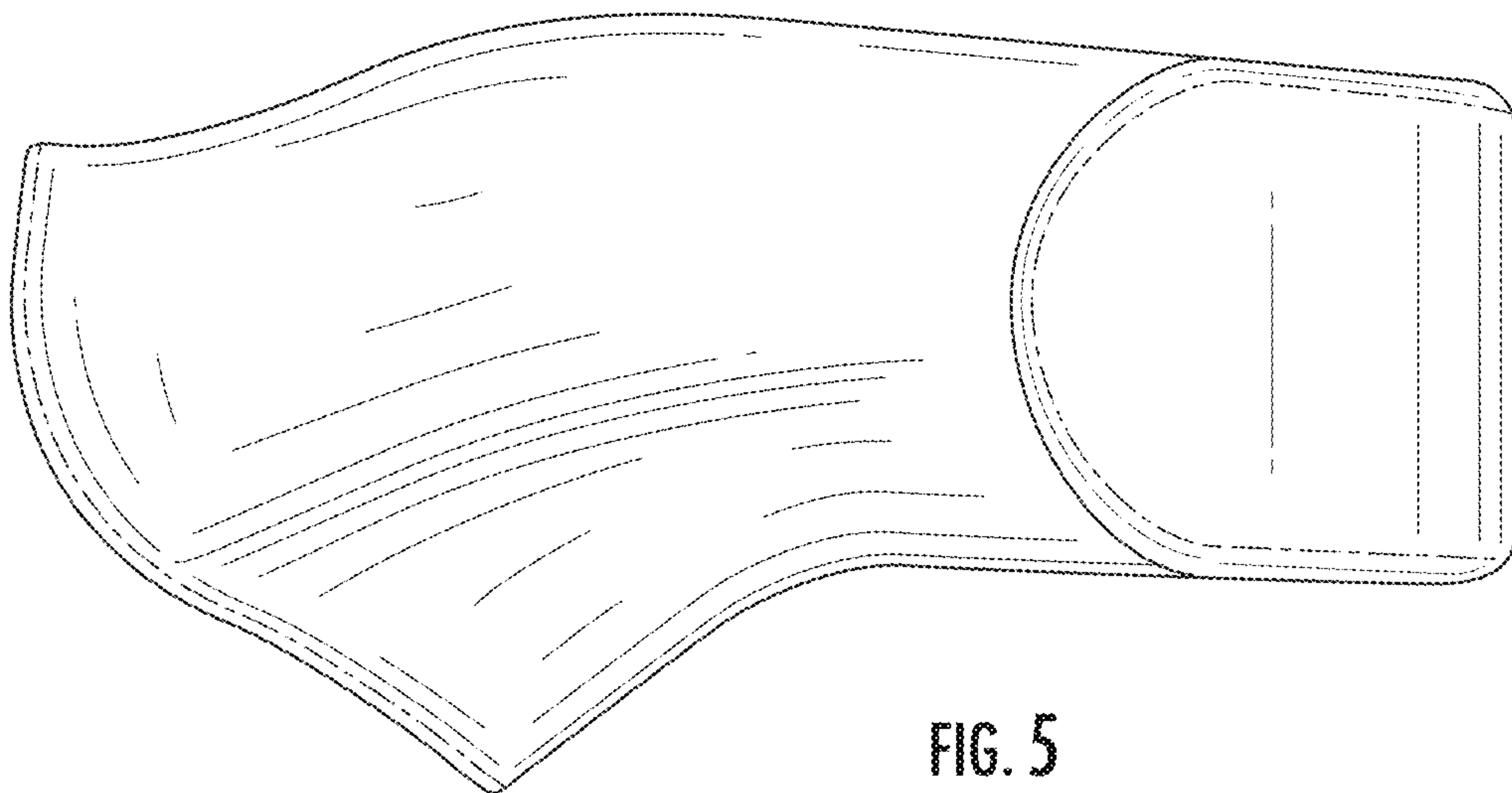


FIG. 5




FIG. 6

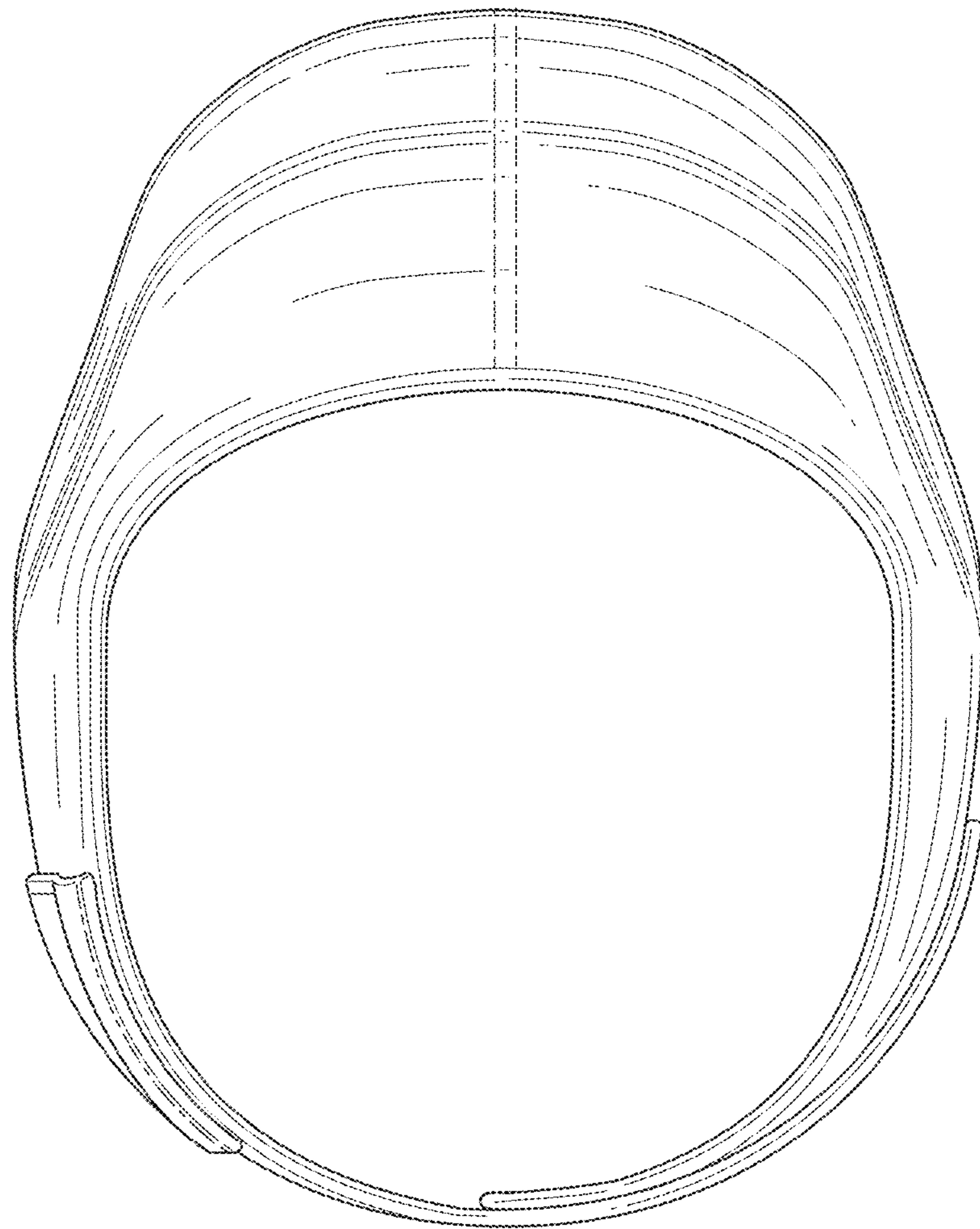


FIG. 7




FIG. 8