



US00D885665S

(12) **United States Design Patent** (10) **Patent No.:** **US D885,665 S**
Richter et al. (45) **Date of Patent:** **** May 26, 2020**

(54) **MIXING AND DISPENSING DEVICE**

(71) Applicant: **Henkel AG & Co. KGaA**, Duesseldorf (DE)

(72) Inventors: **Mike Richter**, Berlin (DE); **Adrian LeHanne**, Berlin (DE); **Andreas Wegner**, Berlin (DE); **Janosch Bardak**, Berlin (DE); **William Jabbour**, Berlin (DE); **Benedict von Spankeren**, Berlin (DE); **Amy DeTavis**, Berlin (DE); **Meg Koch**, Berlin (DE)

(73) Assignee: **Henkel AG & Co. KGaA** (DE)

(**) Term: **15 Years**

(21) Appl. No.: **29/649,058**

(22) Filed: **May 25, 2018**

(51) **LOC (12) Cl.** **28-02**

(52) **U.S. Cl.**
USPC **D28/20**

(58) **Field of Classification Search**
USPC D6/542, 512, 513, 545, 543, 515;
D7/300, 306, 313, 397, 733; D9/733;
D20/1; 206/225, 233, 389, 391;
211/13.1, 45; 222/108, 73; D28/7, 8,
D28/20-22, 30-31, 76, 85, 99; 132/108,
132/202, 208, 317.32; 401/202-207,
401/261-267; D4/132-135; D24/119
CPC A47K 5/00; B67D 3/0029; A47B 81/007;
A47F 9/04; F25D 2331/806; Y10T
225/238; A47G 19/183; A61C 15/043;
B65D 35/56; B65D 51/249

See application file for complete search history.

(56) **References Cited**

U.S. PATENT DOCUMENTS

D640,891 S * 7/2011 Smith D7/307
D671,346 S * 11/2012 Zlatic D23/208

D686,839 S * 7/2013 Markwick D6/673
D722,313 S * 2/2015 Birgeoglu D14/307
D723,026 S * 2/2015 Birgeoglu D14/307
D742,455 S * 11/2015 Denby D20/19
D789,704 S * 6/2017 Morrison D6/512
D811,147 S * 2/2018 DeBaker D7/300
D812,395 S * 3/2018 Buell D6/542
D812,928 S * 3/2018 Buell D6/542
D814,208 S * 4/2018 Mann D6/515
D815,454 S * 4/2018 Mann D6/515
D818,739 S * 5/2018 Buell D6/542

OTHER PUBLICATIONS

Youtube.com, SchwarzkopfProfessional SalonLab, Jan. 3, 2018, <https://www.youtube.com/watch?v=remHNNACZsc> (Year: 2018).*

* cited by examiner

Primary Examiner — Nathan M Johnston

(74) *Attorney, Agent, or Firm* — P. Scott Smith

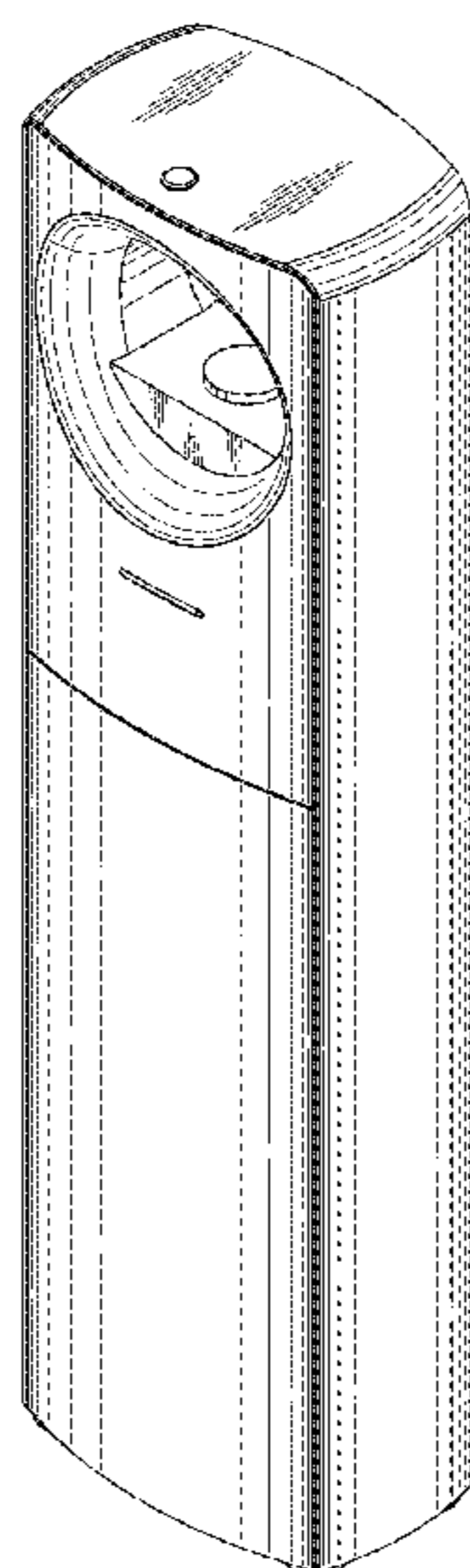
(57) **CLAIM**

The ornamental design for mixer/dispenser, as shown and described.

DESCRIPTION

FIG. 1 is a front perspective view of a mixing and dispensing device embodying the new design;
FIG. 2 is a front side elevation view thereof;
FIG. 3 is a rear side elevation view thereof;
FIG. 4 is a right side elevation view thereof
FIG. 5 is a left side elevation view thereof;
FIG. 6 is a top plan view thereof; and,
FIG. 7 is a bottom plan view thereof.
The broken lines show portions of the design that form no part of the claimed design

1 Claim, 6 Drawing Sheets



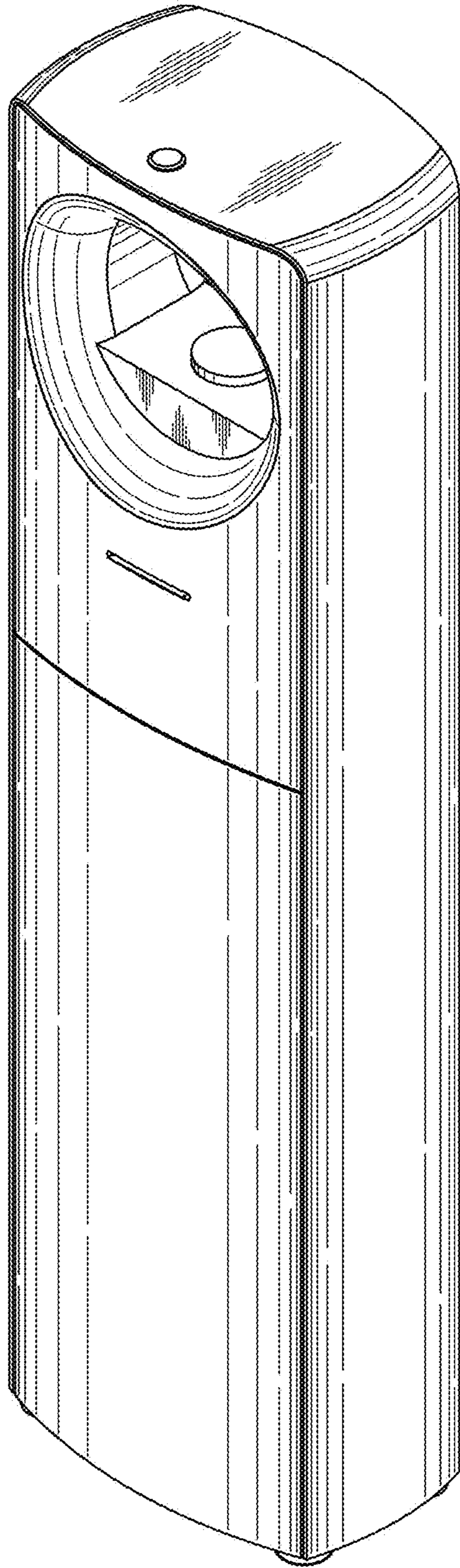


FIG.1

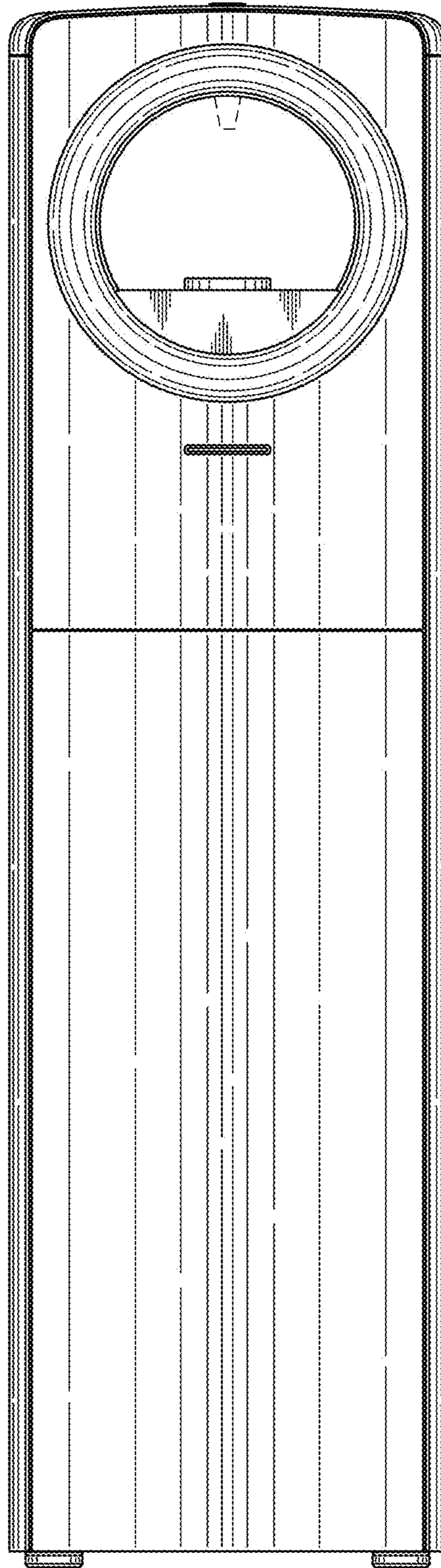


FIG.2

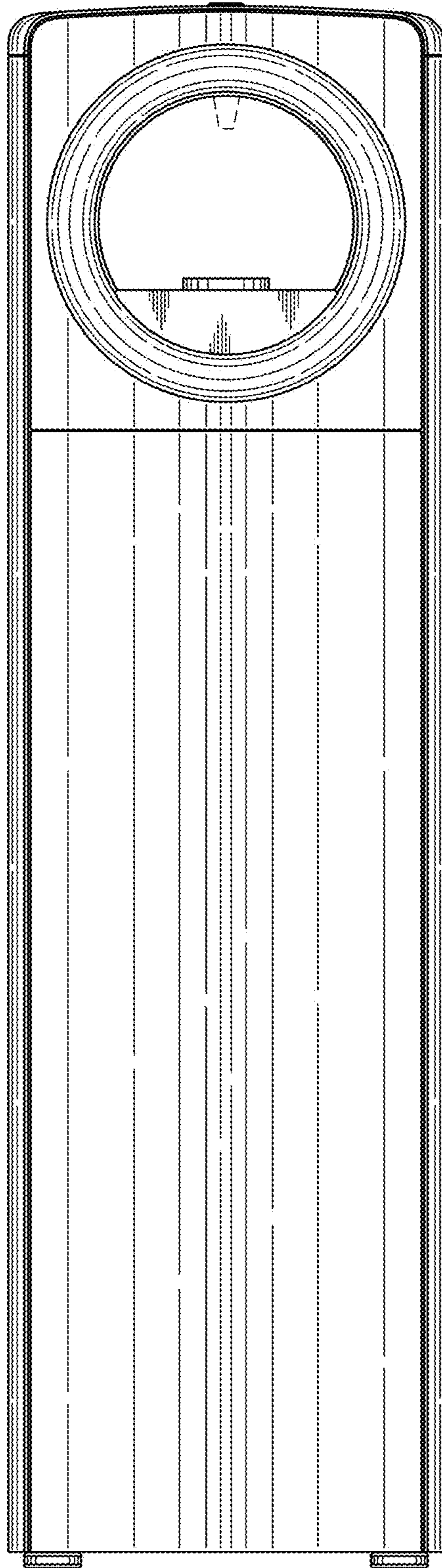


FIG.3




FIG.4




FIG.5

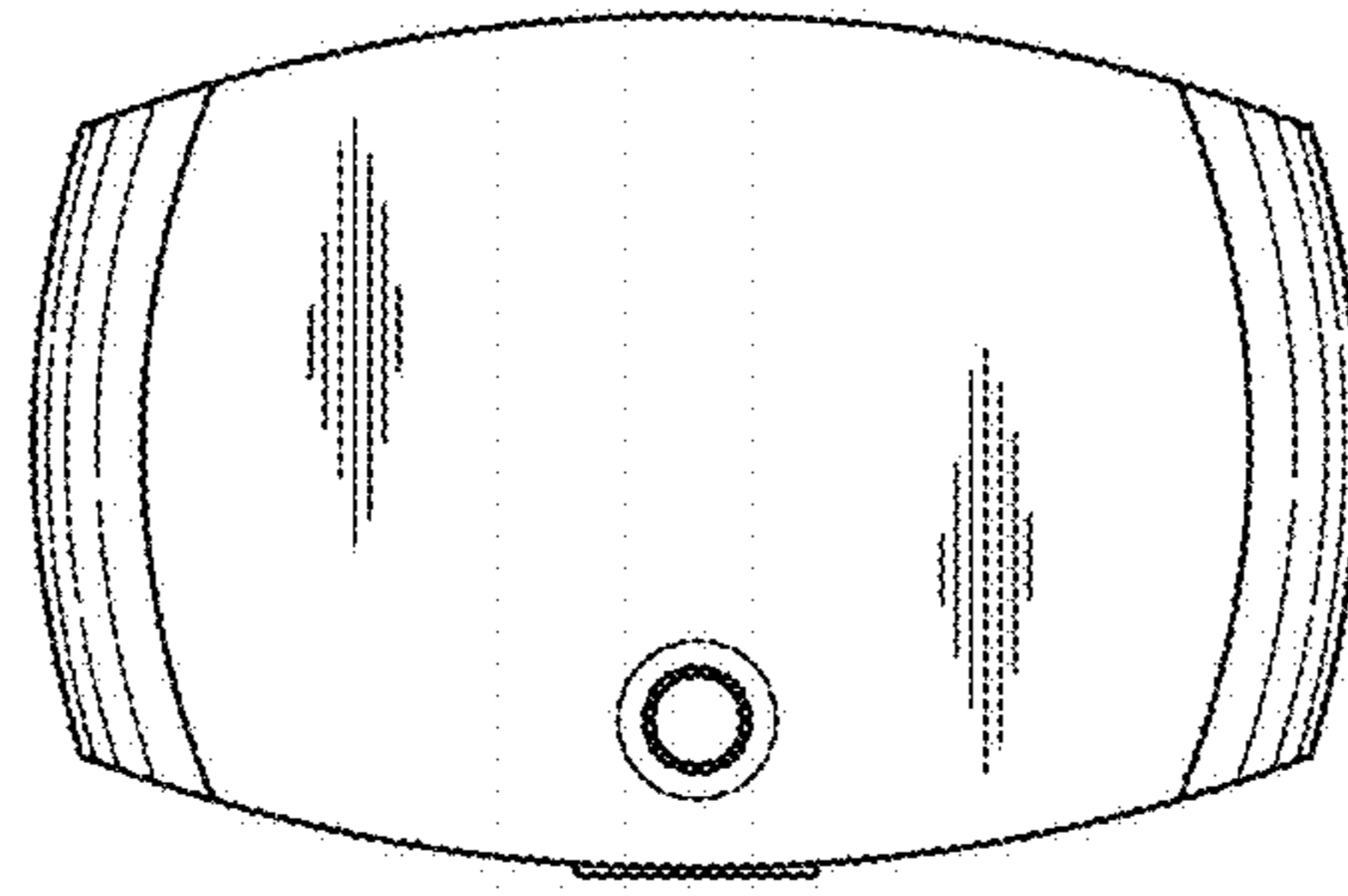


FIG. 6

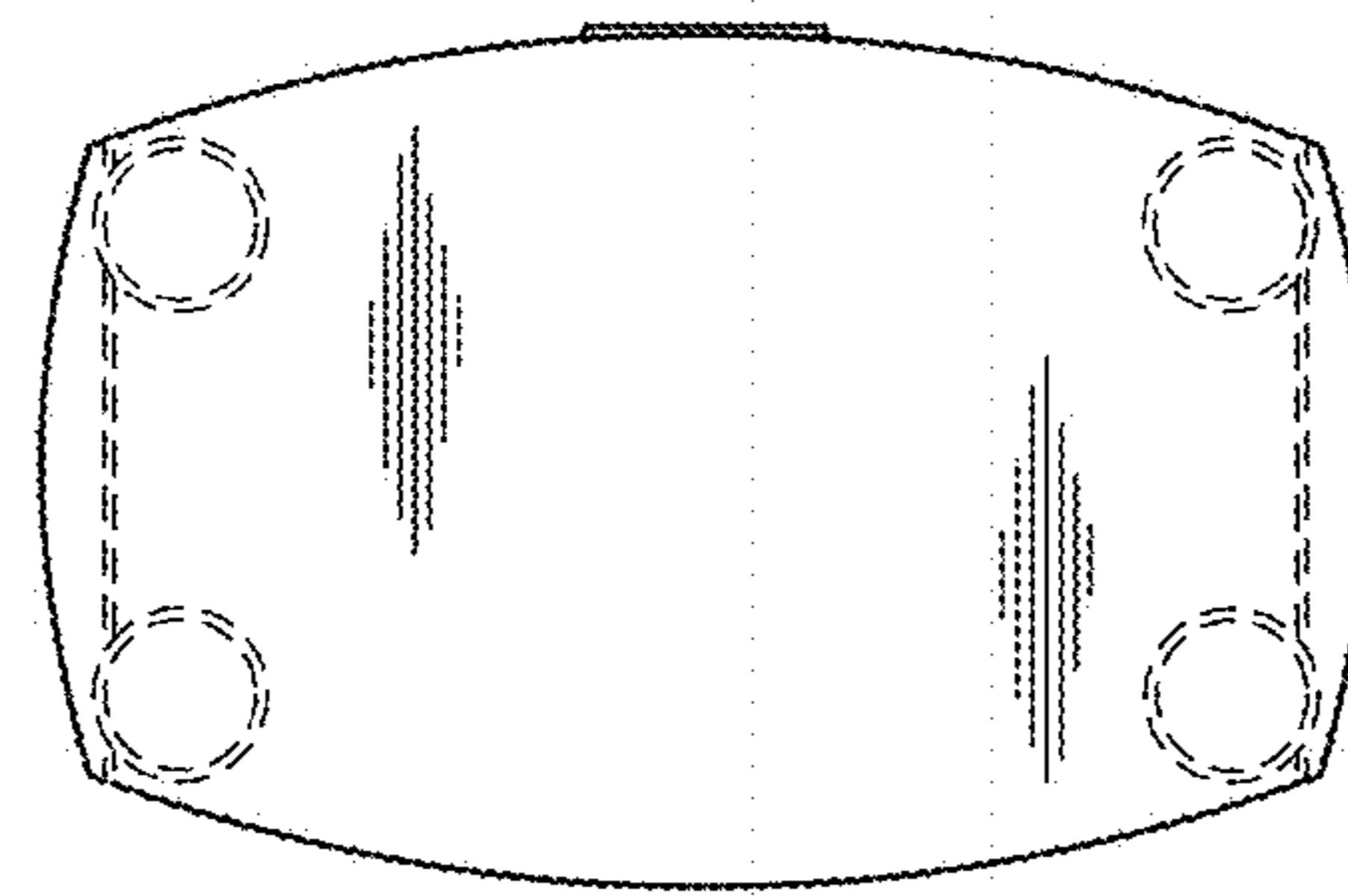


FIG. 7