



US00D885656S

(12) **United States Design Patent** (10) **Patent No.:** **US D885,656 S**
Clough et al. (45) **Date of Patent:** **** May 26, 2020**

(54) **ELECTRONIC CIGARETTE**
(71) Applicant: **JT INTERNATIONAL S.A.**, Geneva (CH)
(72) Inventors: **Richard Brian Clough**, Warwick (GB); **Etienne Bougeot**, Warwick (GB); **Aled Meredydd James**, Warwick (GB)
(73) Assignee: **JT International S.A.** (CH)
(**) Term: **15 Years**
(21) Appl. No.: **35/504,031**
(22) Filed: **Jun. 1, 2017**
(80) **Hague Agreement Data**
Int. Filing Date: **Jun. 1, 2017**
Int. Reg. No.: **DM/097859**
Int. Reg. Date: **Jun. 1, 2017**
Int. Reg. Pub. Date: **Dec. 1, 2017**

(30) **Foreign Application Priority Data**
Dec. 1, 2016 (EM) 3494418
(51) **LOC (12) Cl.** **27-01**
(52) **U.S. Cl.**
USPC **D27/162**
CPC **A24D 1/02** (2013.01)
(58) **Field of Classification Search**
USPC D27/100-102, 162-167, 193, 194
CPC A24D 1/02; A24F 47/008
See application file for complete search history.

(56) **References Cited**
U.S. PATENT DOCUMENTS
D368,552 S * 4/1996 Adams D27/194
6,615,840 B1 * 9/2003 Fournier A24D 1/02
131/194

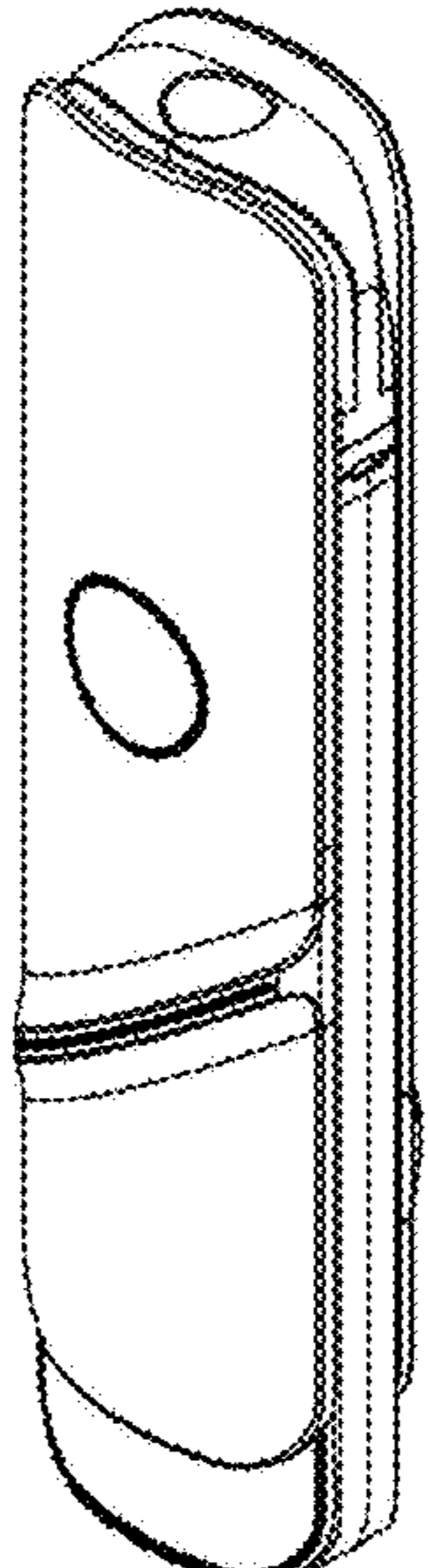
D649,708 S * 11/2011 Oneil D27/163
D743,099 S * 11/2015 Oglesby D27/101
D751,249 S * 3/2016 Chen D27/101
D753,336 S * 4/2016 Chen D27/101
D758,656 S * 6/2016 Freshwater D27/163
D785,237 S * 4/2017 Wu D27/167
D785,862 S * 5/2017 Wu D27/167
D788,362 S * 5/2017 Qiu D27/101
D805,685 S * 12/2017 Lee D27/101
D834,246 S * 11/2018 Qiu D27/162
D853,633 S * 7/2019 Zeng D27/162
2010/0313901 A1 * 12/2010 Fernando A24F 47/008
131/330
2014/0014125 A1 * 1/2014 Fernando A24F 47/008
131/328
2018/0360125 A1 * 12/2018 James A24F 47/008

* cited by examiner
Primary Examiner — Richard E Chilcot
(74) *Attorney, Agent, or Firm* — Lerner, David, Littenberg, Krumholz & Mentlik, LLP

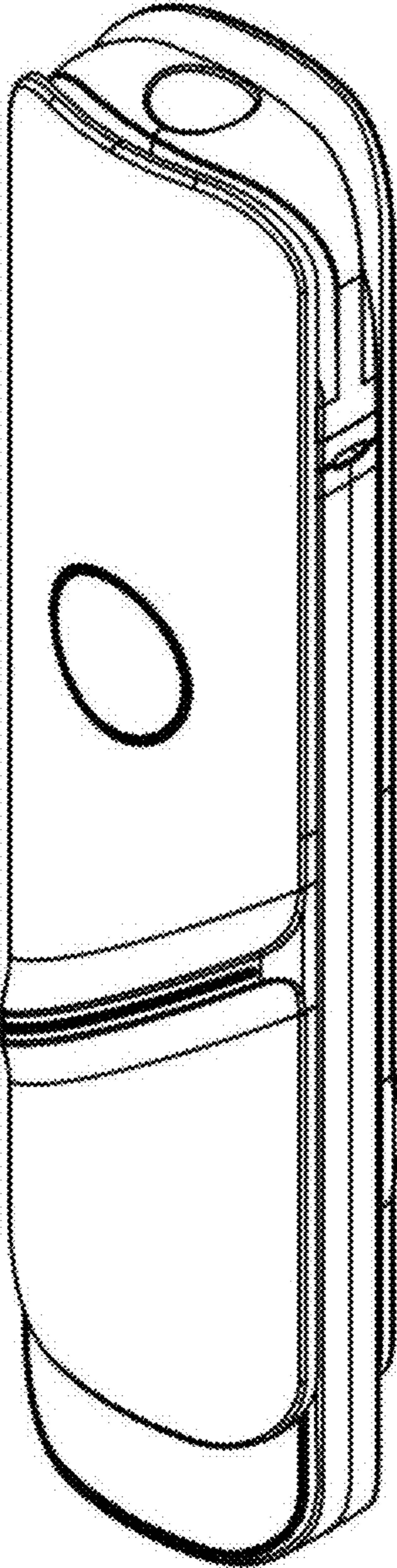
(57) **CLAIM**
The ornamental design for an electronic cigarette, as shown and described.

DESCRIPTION
1. Electronic cigarette
FIG. 1.1 is a front, perspective view of the electronic cigarette showing my new design;
FIG. 1.2 is a front view thereof;
FIG. 1.3 is rear view thereof;
FIG. 1.4 is a left side view thereof;
FIG. 1.5 is a right side view thereof;
FIG. 1.6 is a top plan view thereof; and,
FIG. 1.7 is a bottom plan view thereof.

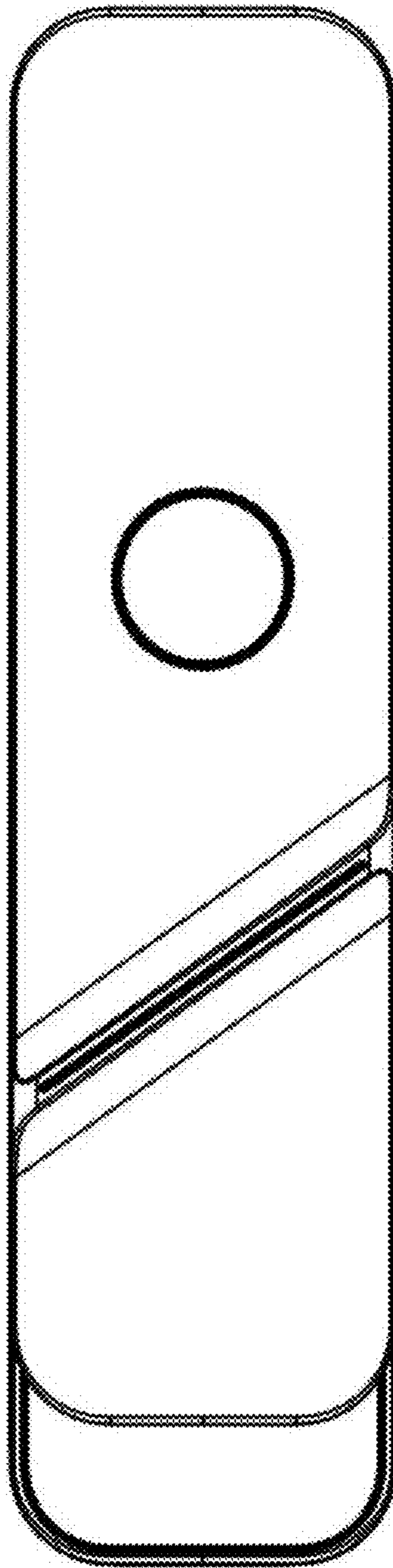
1 Claim, 7 Drawing Sheets




1.1




1.2




1.3



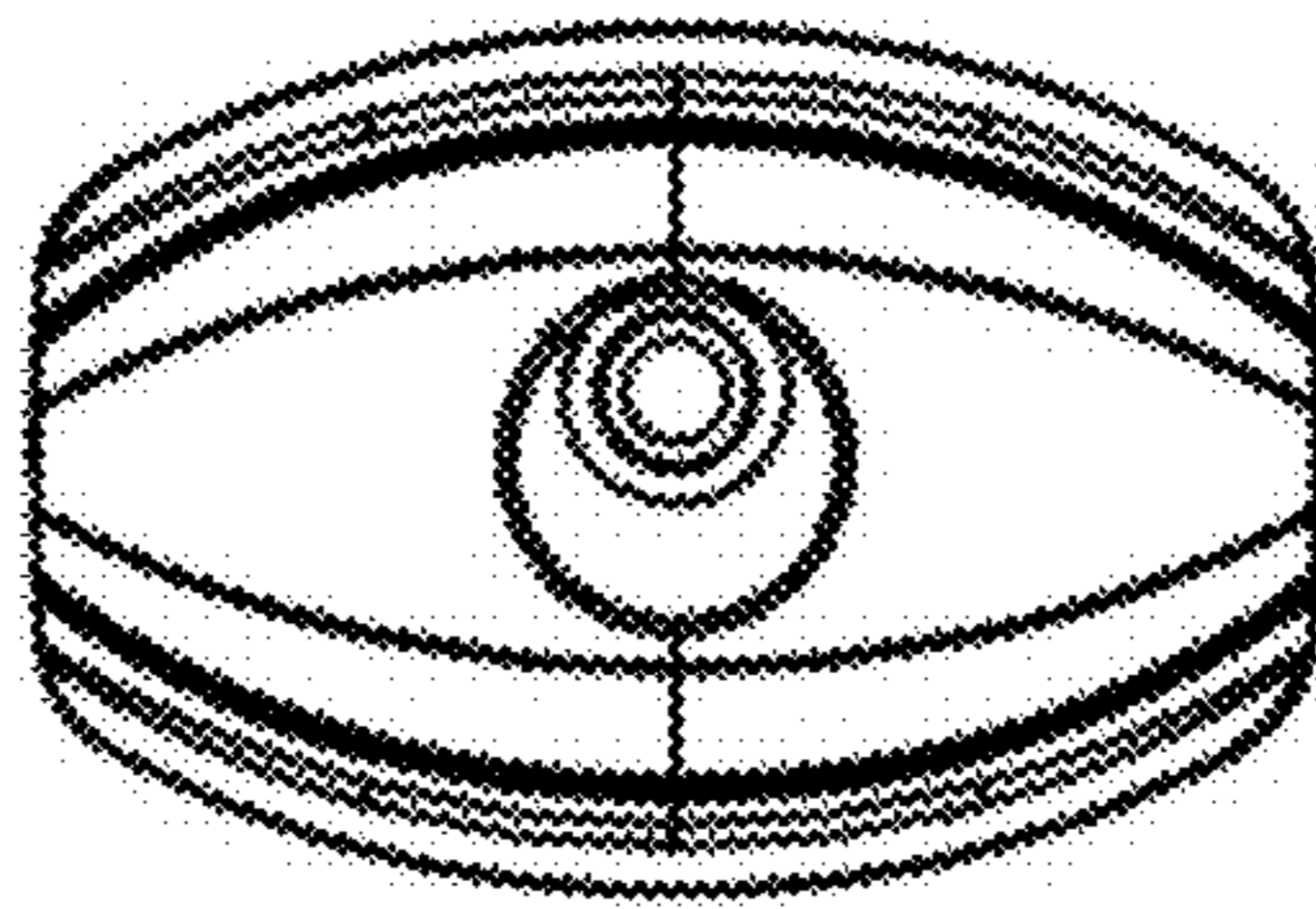
1.4



1.5



1.6



1.7

