



US00D885646S

(12) **United States Design Patent** (10) **Patent No.:** **US D885,646 S**
Ahrari et al. (45) **Date of Patent:** **** May 26, 2020**

(54) **LUMINAIRE**

- (71) Applicant: **Hubbell Incorporated**, Shelton, CT (US)
- (72) Inventors: **Armin Ahrari**, Chino, CA (US);
Edward Duncan, Chino, CA (US);
Kevin Lu, Fountain Valley, CA (US);
Qianshan Li, San Gabriel, CA (US);
Dean Dal Ponte, Glendale, CA (US);
Syed Raza, Rancho Palos Verdes, CA (US);
Benjamin Peirick, Greenville, SC (US)
- (73) Assignee: **Hubbell Incorporated**, Shelton, CT (US)
- (**) Term: **15 Years**
- (21) Appl. No.: **29/709,180**
- (22) Filed: **Oct. 11, 2019**

Related U.S. Application Data

- (63) Continuation of application No. 29/675,945, filed on Jan. 7, 2019, now Pat. No. Des. 868,345, which is a continuation of application No. 29/624,800, filed on Nov. 3, 2017, now Pat. No. Des. 838,034, which is a continuation-in-part of application No. 29/602,956, filed on May 5, 2017, now Pat. No. Des. 843,639.
- (51) **LOC (12) Cl.** **26-99**
- (52) **U.S. Cl.**
USPC **D26/118**
- (58) **Field of Classification Search**
USPC D26/63, 65, 72, 85, 87, 89, 118, 120,
D26/121; D23/366
CPC F21S 8/03; F21S 8/031; F21S 8/033; F21S
8/035; F21S 8/036; F21S 8/037; F21V
1/12; F21V 7/05
See application file for complete search history.

(56) **References Cited**

U.S. PATENT DOCUMENTS

- D313,669 S * 1/1991 Sonneman D26/109
- D386,801 S * 11/1997 Orgovan D20/10
- D398,415 S * 9/1998 Markee D26/118
- D403,458 S * 12/1998 Walz D26/85
- D448,106 S * 9/2001 Lin D26/87

(Continued)

OTHER PUBLICATIONS

INVUE Installation Instructions, Cooper Lighting, Peachtree City, GA (4 pages).

Primary Examiner — Brian N. Vinson

(74) *Attorney, Agent, or Firm* — Michael Best & Friedrich, LLP

(57) **CLAIM**

We claim the ornamental design for a luminaire, as shown and described.

DESCRIPTION

FIG. 1 is an upper perspective view of a luminaire showing the new design.

FIG. 2 is a front elevation view of the luminaire shown in FIG. 1.

FIG. 3 is a first side elevation view of the luminaire shown in FIG. 1.

FIG. 4 is a second side elevation view of the luminaire shown in FIG. 1.

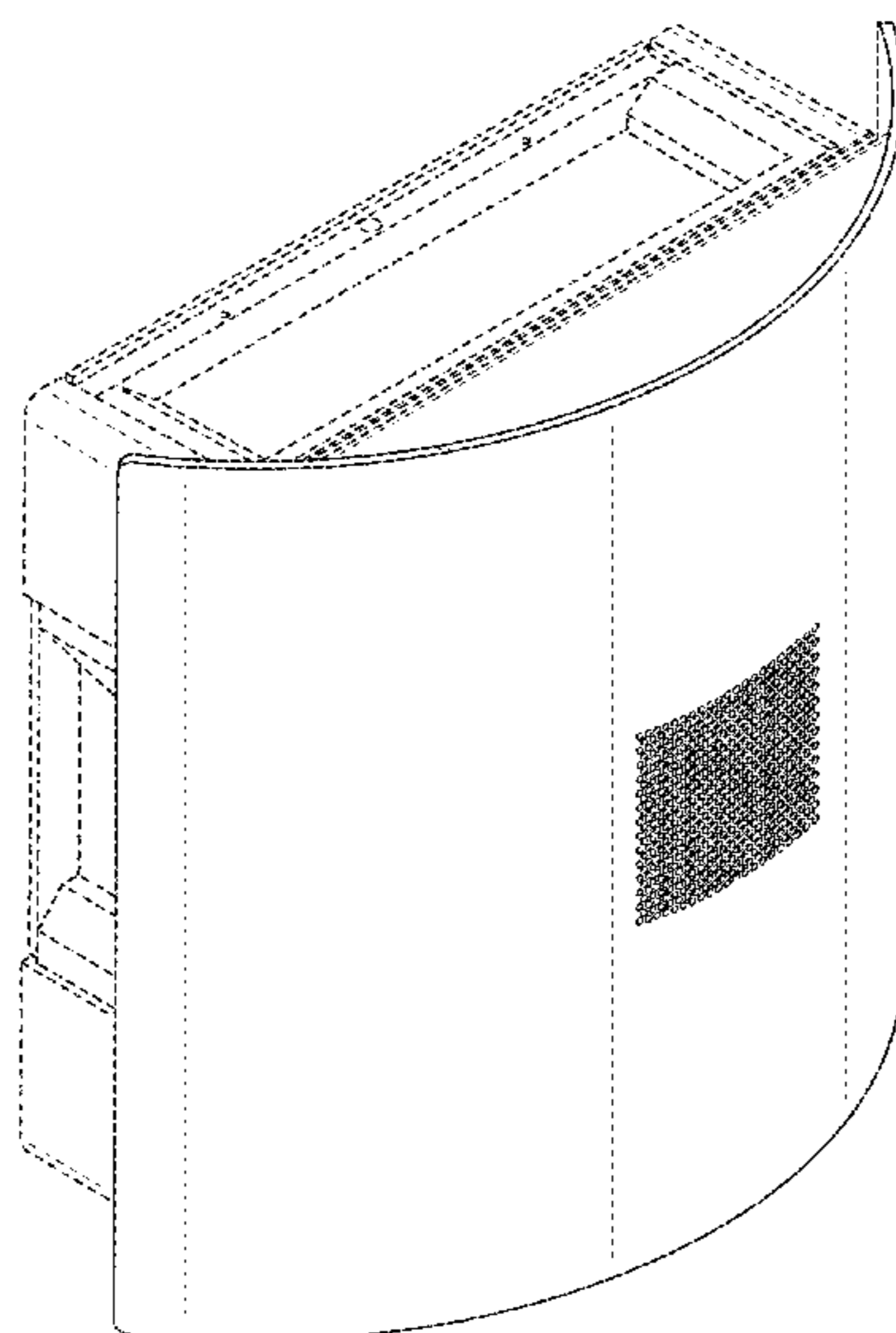
FIG. 5 is a top plan view of the luminaire shown in FIG. 1.

FIG. 6 is a bottom plan view of the luminaire shown in FIG. 1; and,

FIG. 7 is a lower perspective view of the luminaire shown in FIG. 1.

Rear views are not part of the claimed design. The elements shown in broken lines are included for the purpose of illustrating portions of the luminaire that form no part of the claimed design.

1 Claim, 7 Drawing Sheets



(56)

References Cited

U.S. PATENT DOCUMENTS

D469,910 S *	2/2003	St-Pierre	D26/85
D486,600 S *	2/2004	Coe	D26/73
D540,978 S *	4/2007	Cormier	D26/120
D565,233 S *	3/2008	Ladewig	D26/118
D589,201 S *	3/2009	Sabernig	D26/118
D591,883 S *	5/2009	Gill	D26/63
D595,477 S *	7/2009	Loret	D1/121
D601,746 S *	10/2009	Sabernig	D26/120
D625,460 S *	10/2010	Boissevain	D26/118
D646,425 S *	10/2011	Crosby	D26/85
D697,656 S *	1/2014	Sabernig	D26/122
D711,040 S *	8/2014	Huang	D26/120
8,827,505 B1 *	9/2014	Senkyr	F21S 8/036 362/351
D735,927 S *	8/2015	Lee	D26/120
D735,928 S *	8/2015	Hawkins	D26/120
D748,238 S *	1/2016	Mecker	D23/366
D757,347 S *	5/2016	Chen	D26/120
D781,481 S *	3/2017	Chen	D26/65
D783,880 S *	4/2017	McVey	D26/85
D784,589 S *	4/2017	Chen	D26/65
D796,723 S *	9/2017	Sonneman	D26/120
D796,724 S *	9/2017	Sonneman	D26/85
D797,985 S *	9/2017	Perkins	D26/118
D823,521 S	7/2018	Lehman	
D829,359 S	9/2018	Zhang	
D829,955 S	10/2018	Recker	
D829,956 S	10/2018	Liu	
D851,811 S	6/2019	Liu	

* cited by examiner

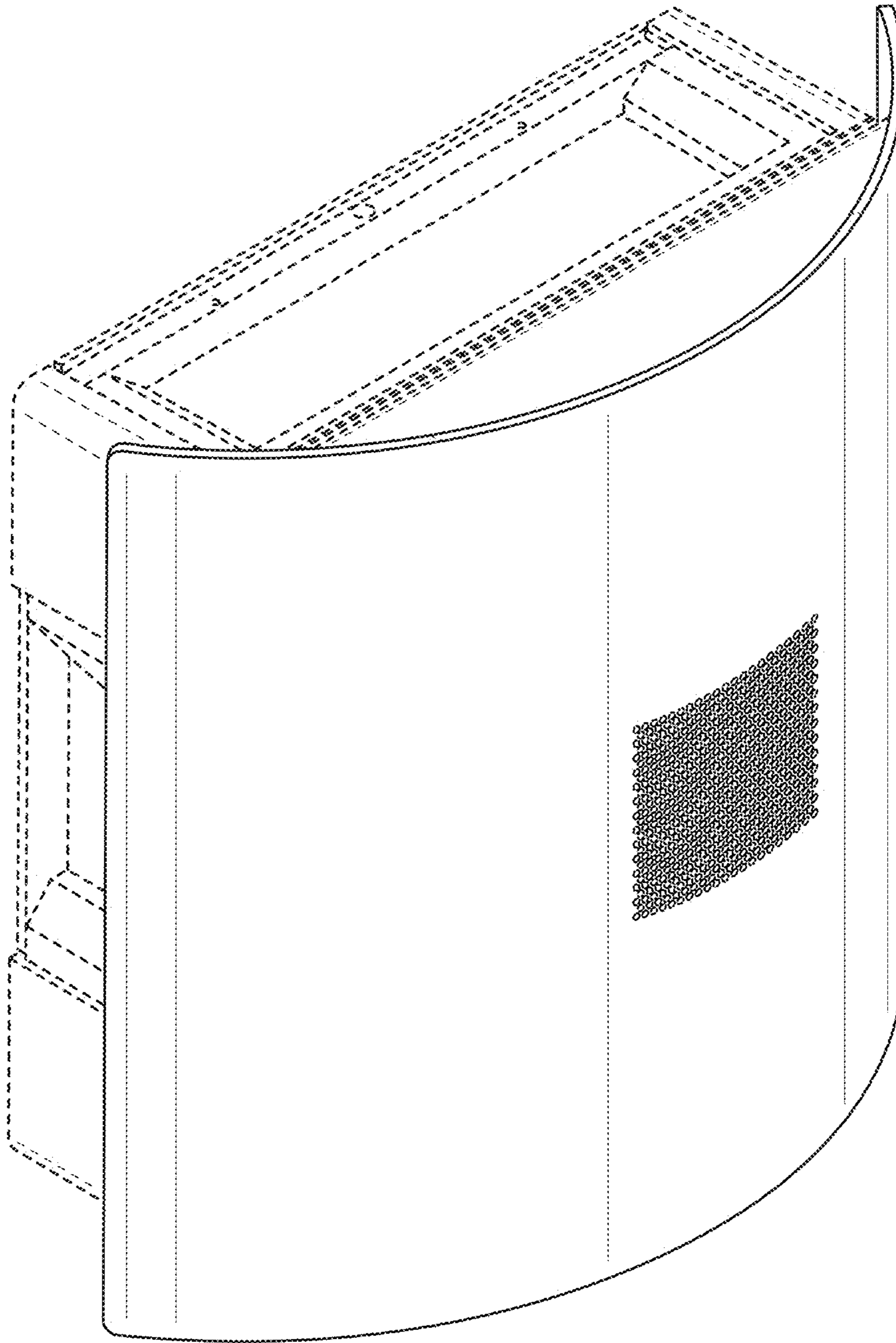


FIG. 1




FIG. 2

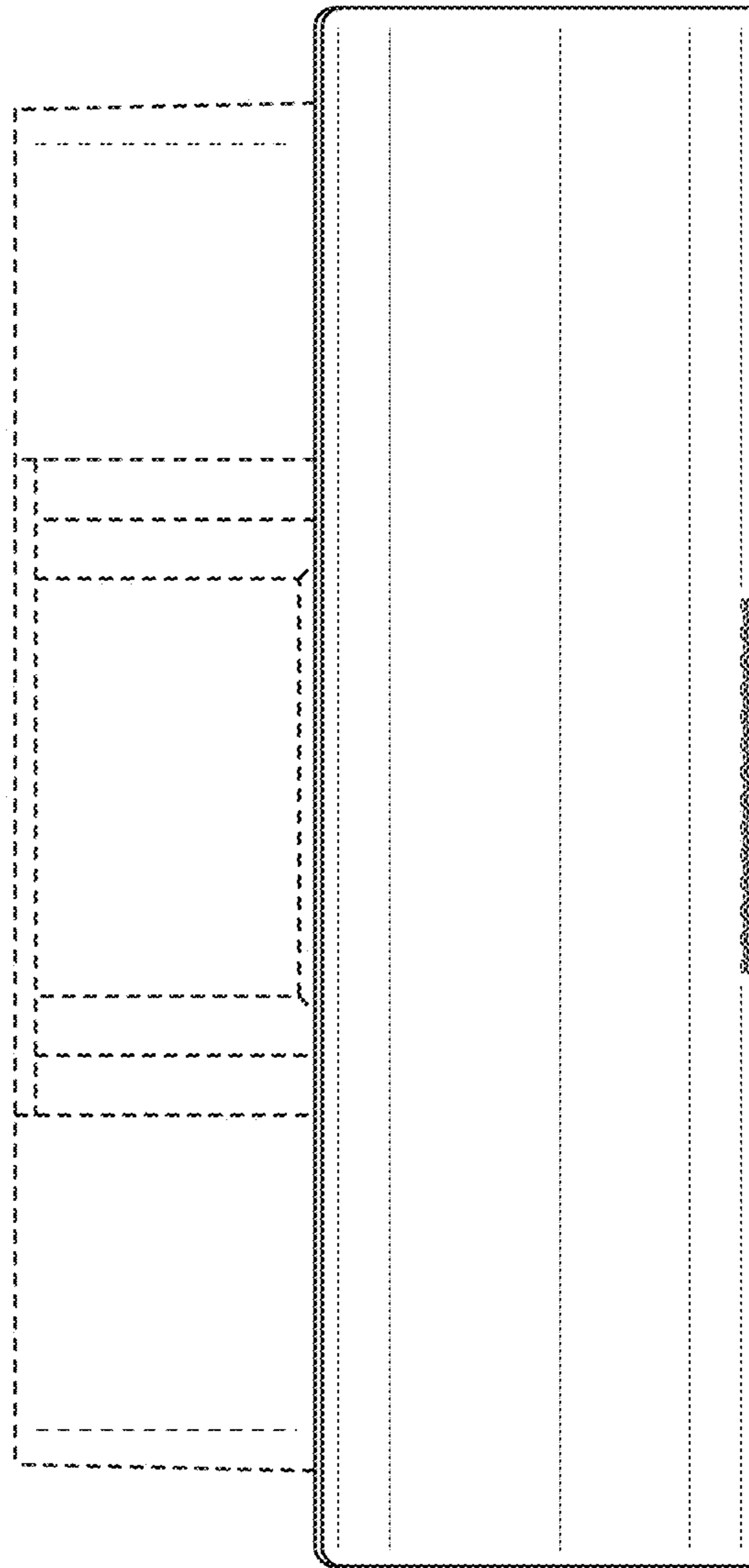


FIG. 3




FIG. 4

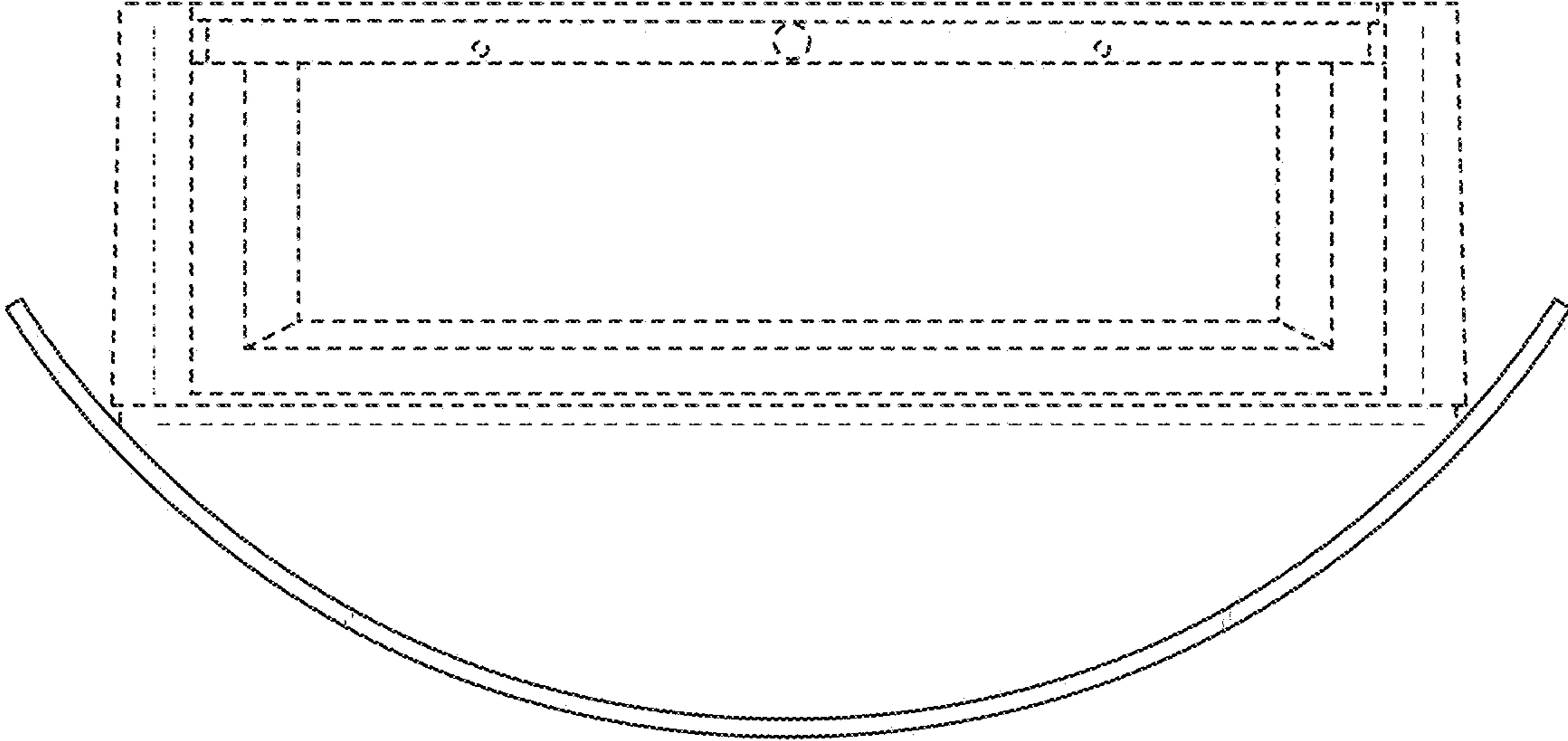


FIG. 5

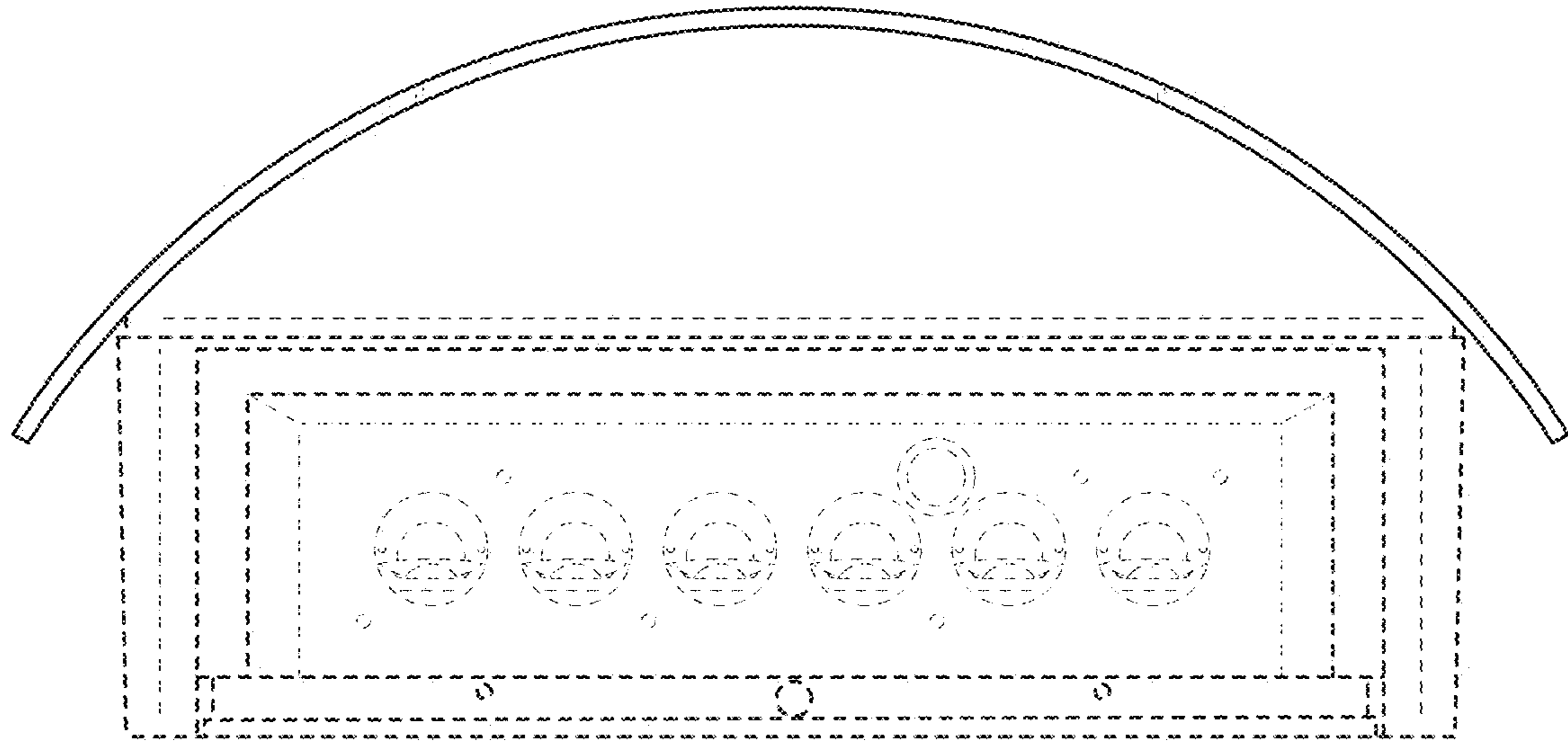


FIG. 6

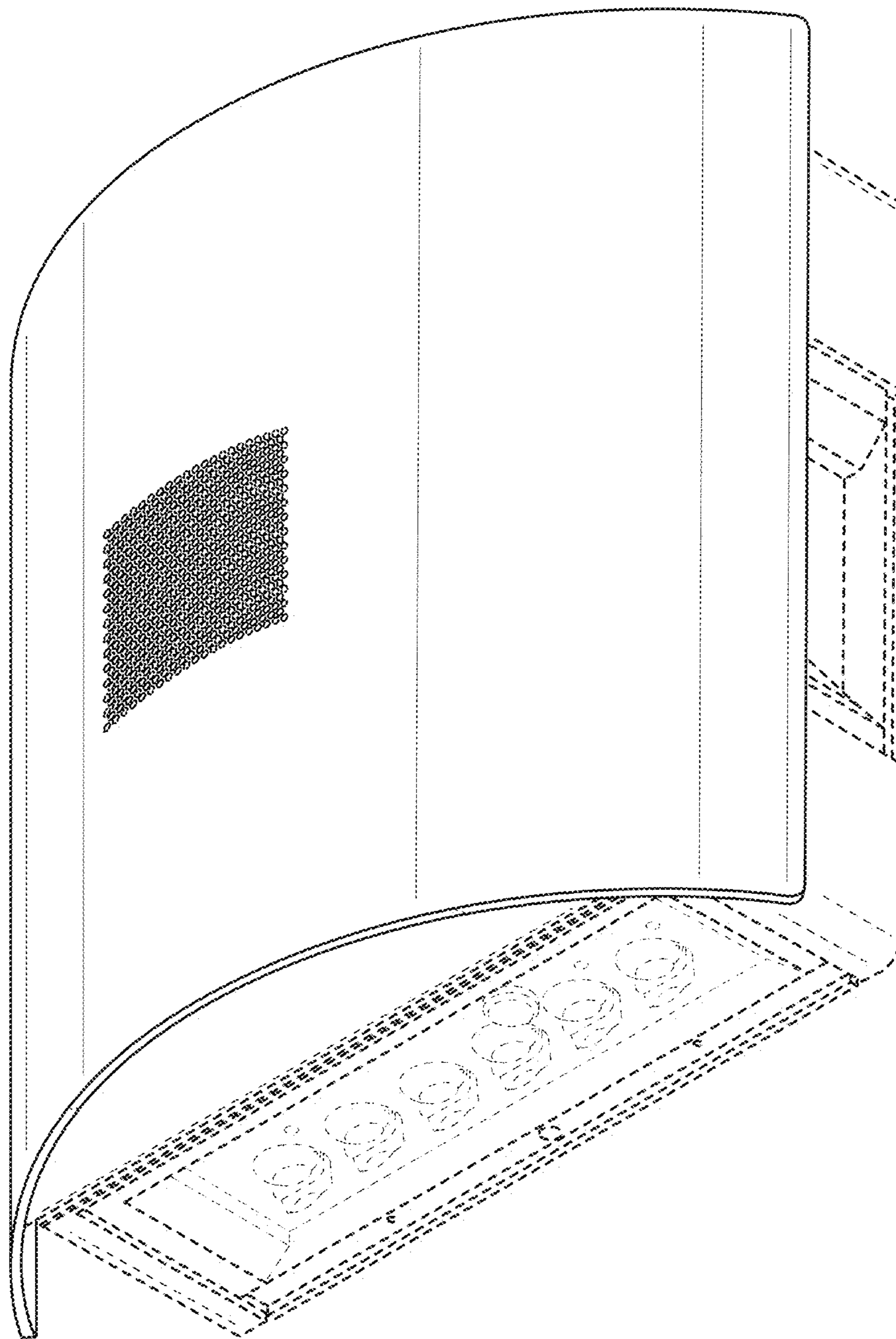


FIG. 7