



US00D885613S

(12) **United States Design Patent**  
**Duncan et al.**

(10) **Patent No.:** **US D885,613 S**  
(45) **Date of Patent:** **\*\* May 26, 2020**

- (54) **SHEET JUNCTION**
- (71) Applicant: **FORMFLOW PTY LTD**, North Geelong (AU)
- (72) Inventors: **John Duncan**, Auckland (NZ); **Matthew Dingle**, Torquay (AU)
- (73) Assignee: **FORMFLOW PTY LTD**, North Geelong (AU)

4,220,423 A \* 9/1980 Sivachenko ..... E04B 7/08  
405/272  
4,250,728 A \* 2/1981 King ..... B21D 11/18  
428/603  
5,337,592 A \* 8/1994 Paulson ..... B21D 13/04  
29/895  
5,752,355 A \* 5/1998 Sahramaa ..... E04D 1/18  
52/539

(Continued)

(\*\*) Term: **15 Years**

EM 004356525-0001 \* 9/2017  
GB 190210303 A 6/1913

(21) Appl. No.: **29/619,315**

**OTHER PUBLICATIONS**

(22) Filed: **Sep. 28, 2017**

<https://formflow.net.au/gallery/> Aug. 2018 (Year: 2018).\*

(51) **LOC (12) Cl.** ..... **25-01**

(Continued)

(52) **U.S. Cl.**  
USPC ..... **D25/141**

(58) **Field of Classification Search**  
USPC ..... D25/138, 139, 141, 143, 144, 157, 158,  
D25/159, 160, 161, 162  
CPC ..... E04B 2/00; E04B 2002/0263; E04B  
2002/725; E04B 2002/867; E04D 1/26;  
B21D 13/00; B21D 13/10; F16L 27/11;  
H01P 3/14; E04F 13/147  
See application file for complete search history.

*Primary Examiner* — Leanne Was-Englehart  
(74) *Attorney, Agent, or Firm* — Cantor Colburn LLP

(57) **CLAIM**

The ornamental design for a sheet junction, as shown and described.

**DESCRIPTION**

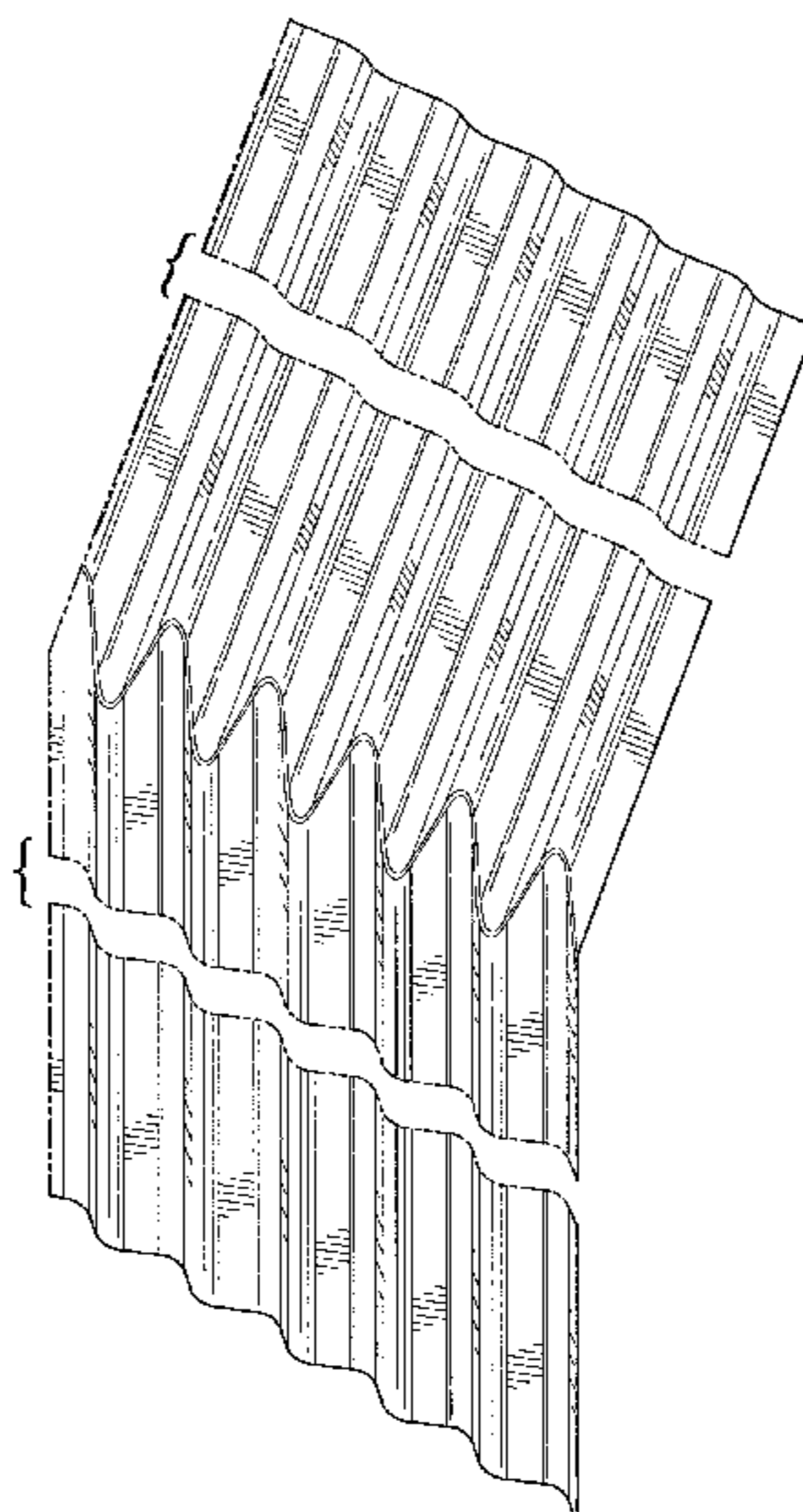
FIG. 1 is a front perspective view of a sheet junction showing our new design;  
FIG. 2 is a rear perspective view thereof;  
FIG. 3 is a front view thereof;  
FIG. 4 is a rear view thereof;  
FIG. 5 is a top view thereof;  
FIG. 6 is a bottom view thereof;  
FIG. 7 is a side view thereof; and,  
FIG. 8 is another side view thereof.  
The drawings include symbolic breaks. The portions between the break lines form no part of the claimed design. The boundary lines depict the bounds of the claim that forms no part of the claimed design.

(56) **References Cited**

**U.S. PATENT DOCUMENTS**

365,042 A \* 6/1887 Battelle ..... E04D 1/26  
52/420  
669,148 A \* 3/1901 Smith ..... E04F 13/147  
52/276  
2,742,114 A \* 4/1956 Behlen ..... E04B 1/08  
52/262  
3,434,400 A \* 3/1969 Hochfeld ..... B31D 5/04  
493/417  
3,938,244 A \* 2/1976 Merle ..... H01P 3/14  
29/600  
4,100,787 A \* 7/1978 Straza ..... B21D 13/10  
72/310

**1 Claim, 6 Drawing Sheets**



(56)

**References Cited**

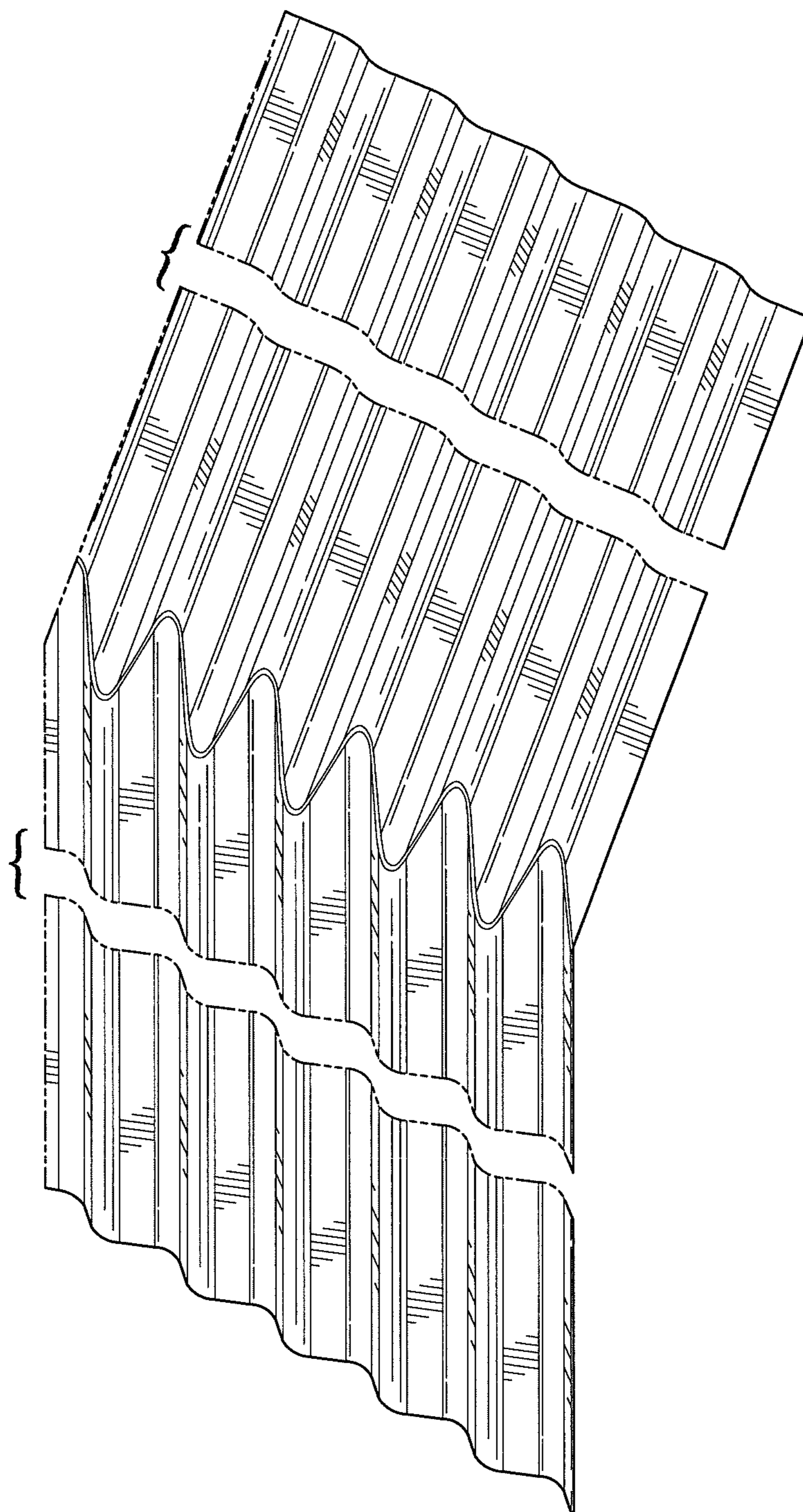
U.S. PATENT DOCUMENTS

5,899,842 A \* 5/1999 Di Pilla ..... B31D 5/00  
493/399  
7,814,721 B2 \* 10/2010 Raineri ..... E04F 13/04  
52/443  
D746,489 S \* 12/2015 Khaychenko ..... D25/141  
D748,289 S \* 1/2016 Kamil ..... D25/141  
D748,290 S \* 1/2016 Khaychenko ..... D25/141  
D777,950 S \* 1/2017 Bilge ..... D25/138  
D809,677 S \* 2/2018 Khaychenko ..... D25/141

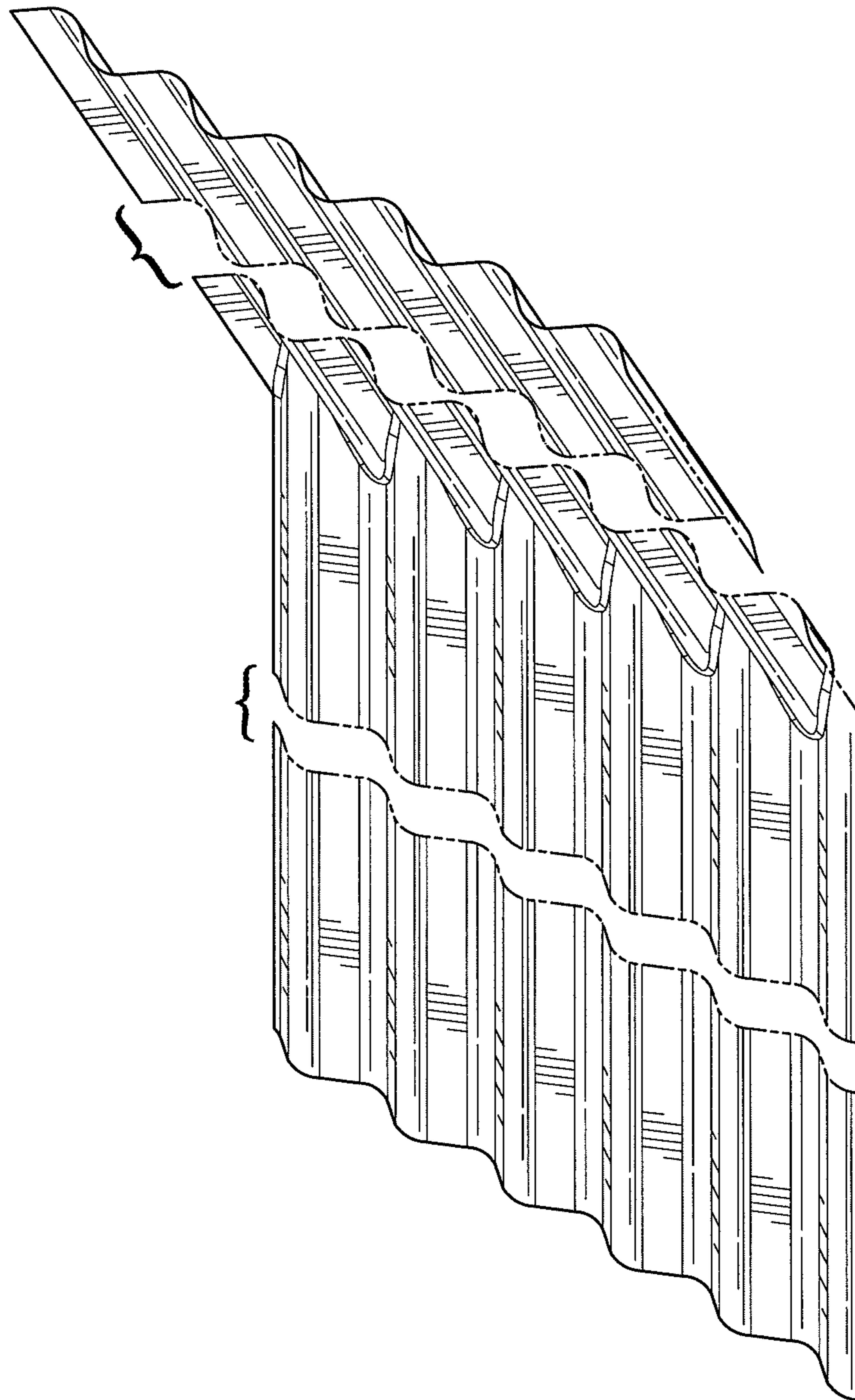
OTHER PUBLICATIONS

<https://formflow.net.au/the-product/> Jul. 2018 (Year: 2018).\*  
<https://www.geelongadvertiser.com.au/news/worldfirst-metal-bending-innovation-formflow-bend-created-in-geelong/news-story/795ea520a423d2c5747b71636d7b9225> Posted May 6, 2018 (Year: 2018).\*  
Examination Report No. 1 for Standard Patent Application; Australian Application No. 2017235940; dated Oct. 25, 2017; 7 Pages.

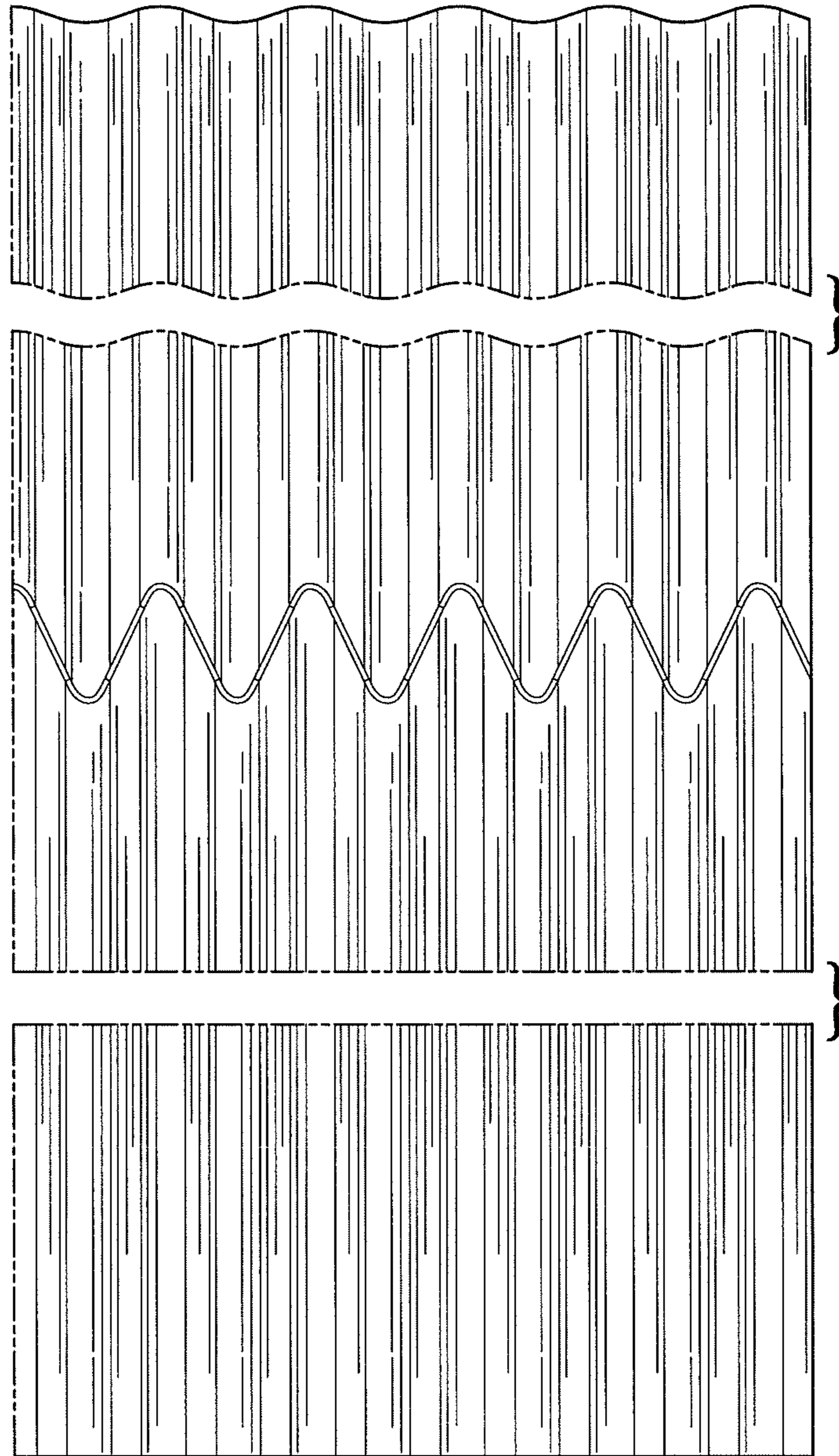
\* cited by examiner



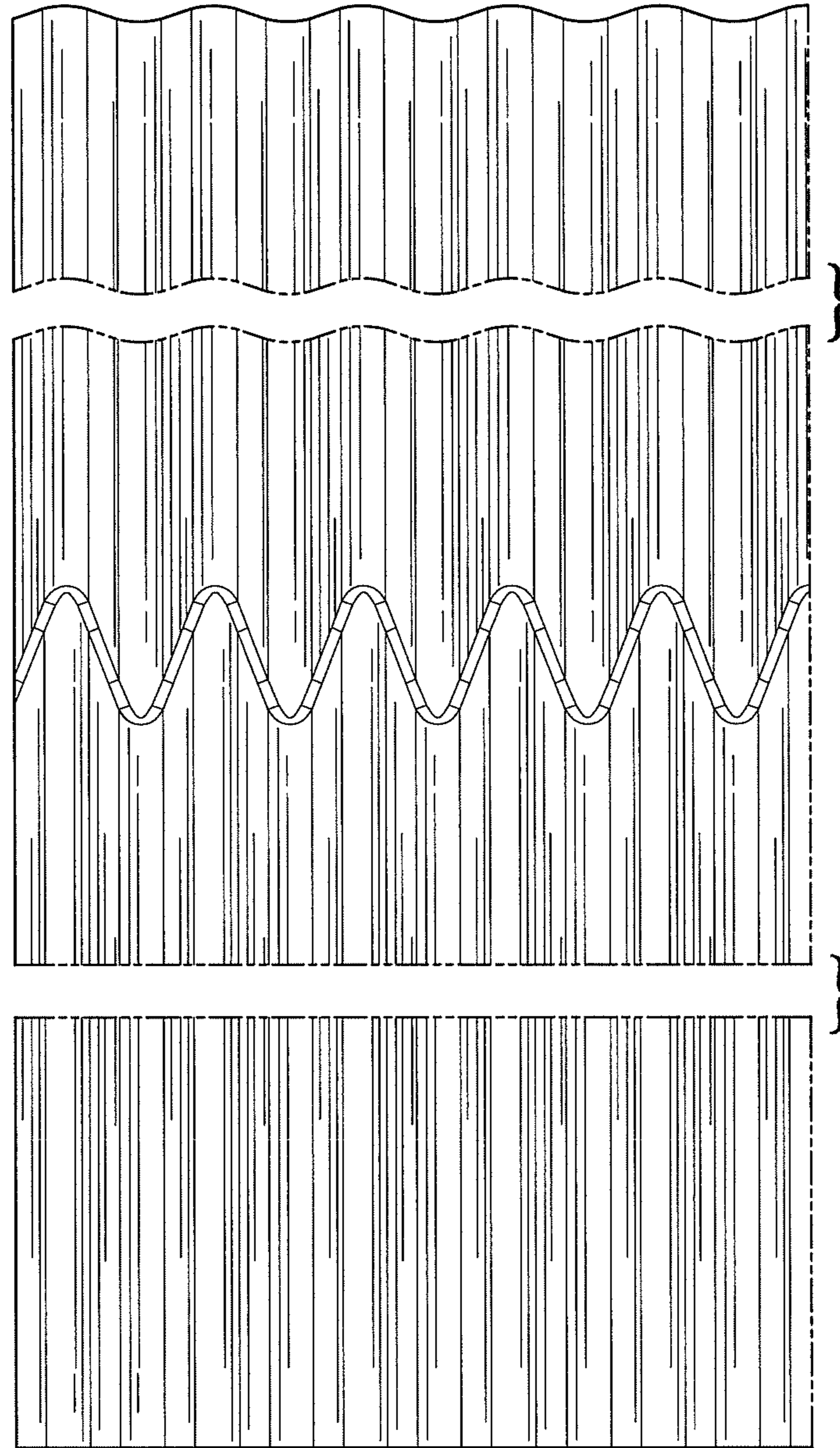
**FIG. 1**



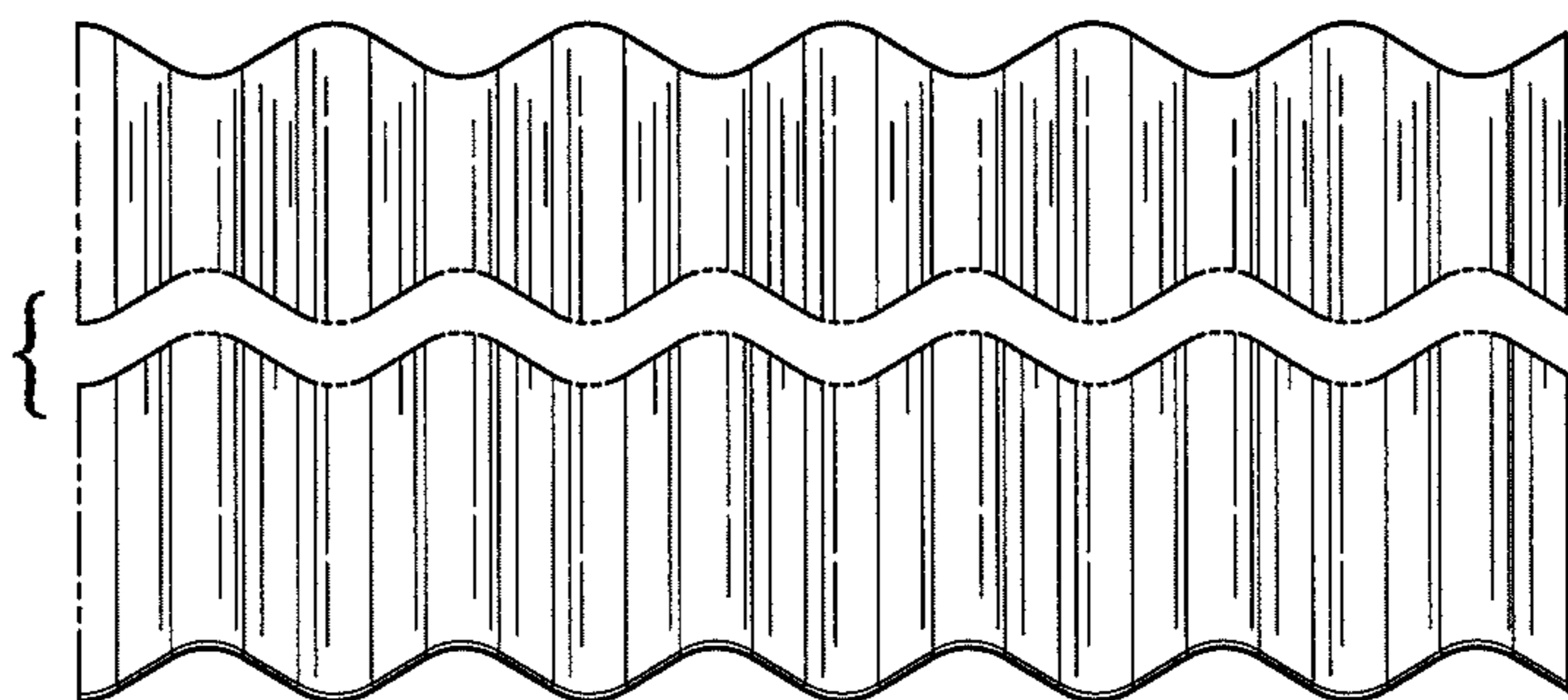
**FIG. 2**



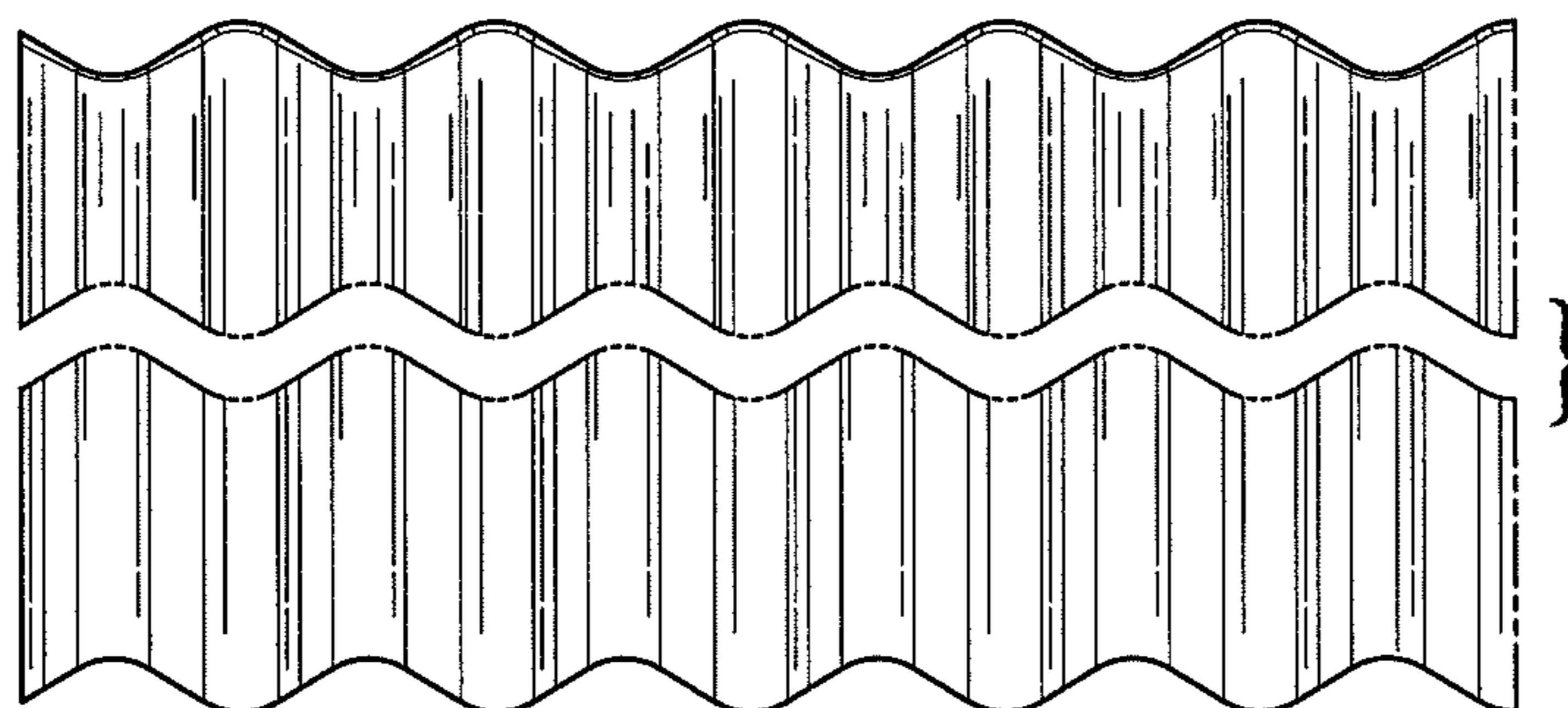
**FIG. 3**



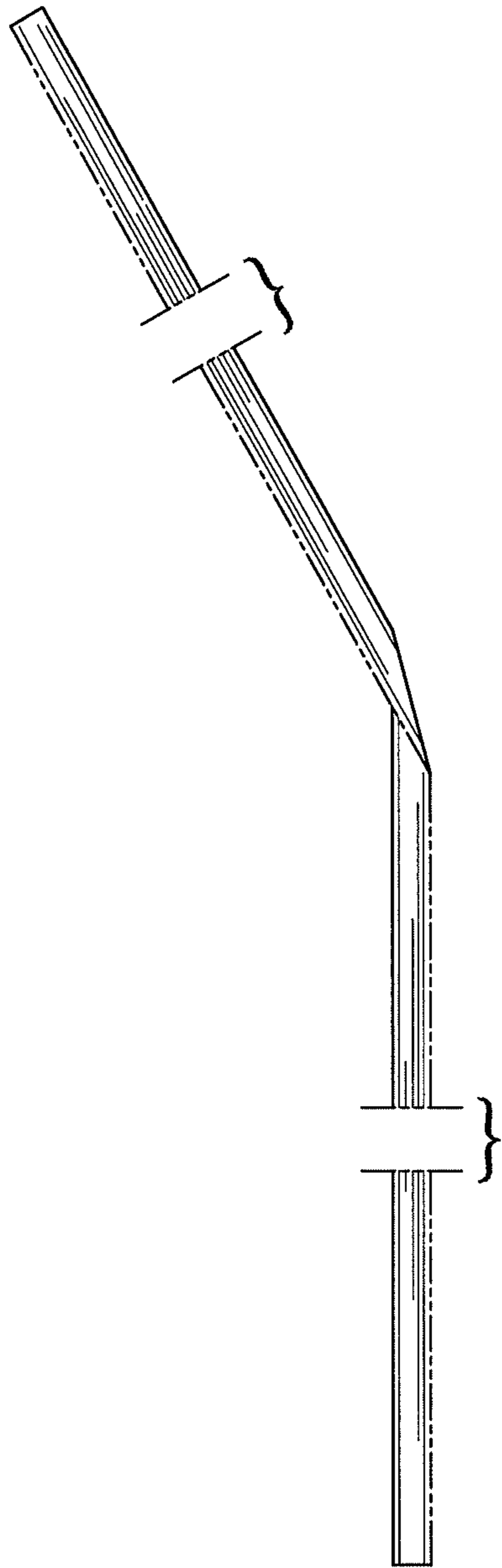
**FIG. 4**



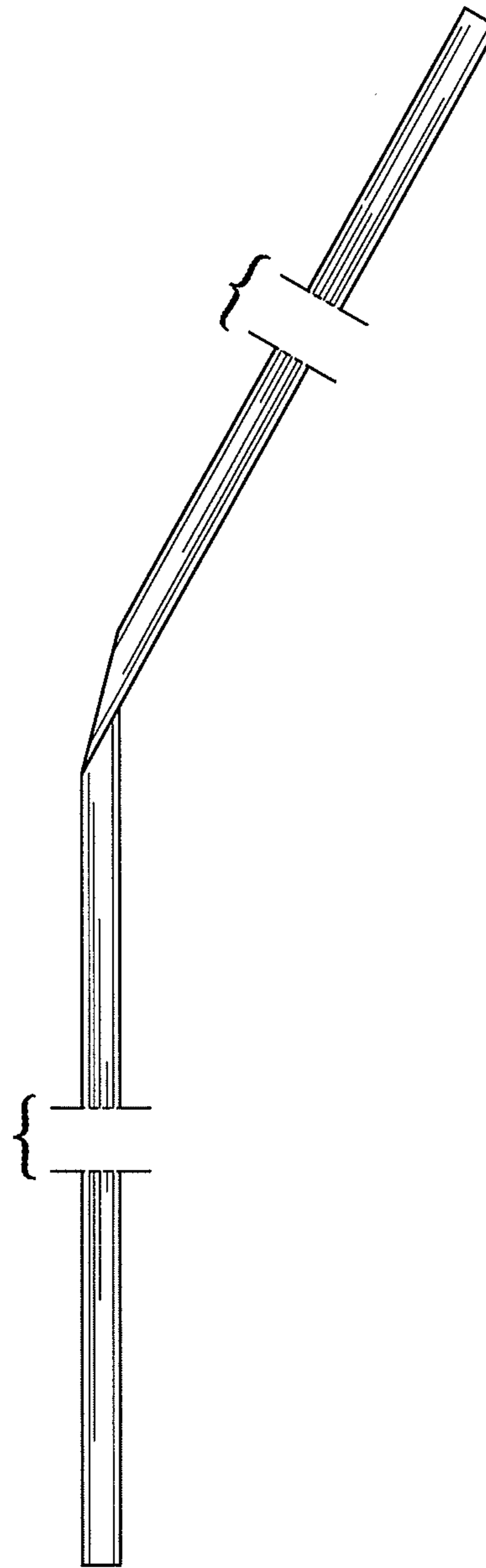
**FIG. 5**



**FIG. 6**



**FIG. 7**



**FIG. 8**