



US00D885604S

(12) **United States Design Patent** (10) **Patent No.:** **US D885,604 S**
Livingston et al. (45) **Date of Patent:** **** May 26, 2020**

- (54) **SAMPLE CONTAINER RACK**
- (71) Applicant: **Becton, Dickinson and Company**,
Franklin Lakes, NJ (US)
- (72) Inventors: **Dwight Livingston**, Fallston, MD (US);
Michael T. VanSickler, Columbia, MD (US)
- (73) Assignee: **Becton, Dickinson and Company**,
Franklin Lakes, NJ (US)
- (**) Term: **15 Years**
- (21) Appl. No.: **29/664,939**
- (22) Filed: **Sep. 28, 2018**

- D448,854 S 10/2001 Kuiper et al.
- D629,122 S 12/2010 Karpiloff
- D639,447 S 6/2011 Karpiloff
- (Continued)

OTHER PUBLICATIONS

U.S. Appl. No. 29/664,950, filed Sep. 28, 2018, titled "Sample Container Rack".
(Continued)

Primary Examiner — Susan Bennett Hattan
Assistant Examiner — Rebecca Tsehaye
(74) *Attorney, Agent, or Firm* — Lerner, David,
Littenberg, Krumholz & Mentlik, LLP

(57) **CLAIM**

The ornamental design for a sample container rack, as shown and described.

Related U.S. Application Data

- (62) Division of application No. 29/554,962, filed on Feb. 17, 2016, now Pat. No. Des. 832,454.
- (51) **LOC (12) Cl.** **24-02**
- (52) **U.S. Cl.**
USPC **D24/227**
- (58) **Field of Classification Search**
USPC D24/224, 227, 225, 226, 228, 229,
D24/230-232, 216, 217, 219;
D9/755-758; 422/549-553, 558, 916;
435/288.1, 288.4, 304.1; 211/126.1
CPC B01L 9/06; B01L 9/065; B01L 3/00; B01L
3/14; B01L 3/50
See application file for complete search history.

DESCRIPTION

The present application is also related to U.S. Design patent application Ser. No. 29/554,966, also entitled Sample Container Rack and filed on Feb. 17, 2016, as well as U.S. Design patent application Ser. No. 29/554,968, also entitled Sample Container Rack and filed on Feb. 17, 2016, the disclosures all of which are incorporated herein by reference.

FIG. 1 is a front perspective view of a sample container rack according to our design;
FIG. 2 is a front elevation view thereof;
FIG. 3 is a rear elevation view thereof;
FIG. 4 is a left side elevation view thereof;
FIG. 5 is a right side elevation view thereof;
FIG. 6 is a top plan view thereof; and,
FIG. 7 is a bottom plan view thereof.

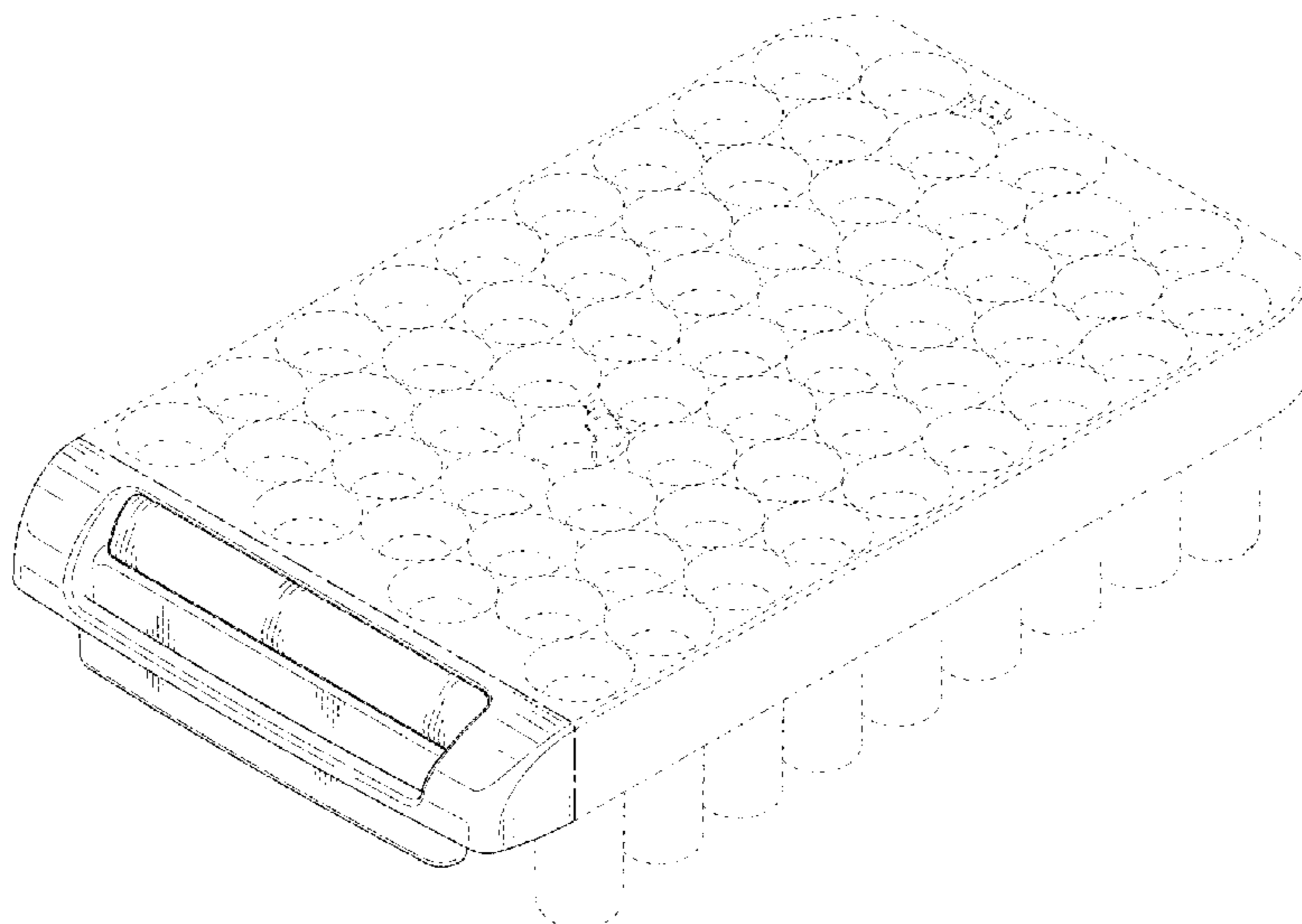
The broken lines illustrate unclaimed environmental structure and form no part of the claimed design. The dot-dash broken lines represent unclaimed boundaries and form no part of the claimed design.

(56) **References Cited**

U.S. PATENT DOCUMENTS

- D245,118 S 7/1977 Heaton
- 4,389,374 A 6/1983 Sutton et al.
- 4,963,493 A 10/1990 Daftsios
- 5,508,005 A 4/1996 Mathus
- D411,308 S 6/1999 Pandey et al.
- D420,743 S * 2/2000 Monks D24/224

1 Claim, 5 Drawing Sheets



(56)

References Cited

U.S. PATENT DOCUMENTS

8,142,740	B2	3/2012	Self et al.	
D699,371	S	2/2014	Williams et al.	
D709,323	S	7/2014	Brown	
D710,024	S	7/2014	Guo	
8,808,650	B1	8/2014	Iqbal et al.	
D734,867	S	7/2015	Smeja	
D736,403	S *	8/2015	Hudson	D24/216
D739,680	S	9/2015	Smeja	
D767,164	S	9/2016	Schimmel et al.	
D792,735	S *	7/2017	Henry	D7/357
D810,959	S *	2/2018	Langhoff	D24/230
D814,654	S *	4/2018	Daines	D24/230
D826,425	S *	8/2018	Muller	D24/230
D832,454	S	10/2018	Livingston et al.	
D836,794	S	12/2018	Livingston et al.	
D836,795	S	12/2018	Livingston et al.	
2005/0170498	A1 *	8/2005	Dolley	B01L 3/5085 435/288.4
2011/0226656	A1 *	9/2011	Archambault	B65D 85/32 206/521.1
2015/0173564	A1 *	6/2015	Yung	A47J 36/025 428/220

OTHER PUBLICATIONS

U.S. Appl. No. 29/664,770, filed Sep. 27, 2018, titled "Sample Container Rack".

U.S. Appl. No. 29/554,966, filed Feb. 17, 2016, titled "Sample Container Rack".

U.S. Appl. No. 29/554,968, filed Feb. 17, 2016, titled "Sample Container Rack".

U.S. Appl. No. 29/664,772, filed Sep. 27, 2018, titled "Sample Container Rack".

* cited by examiner

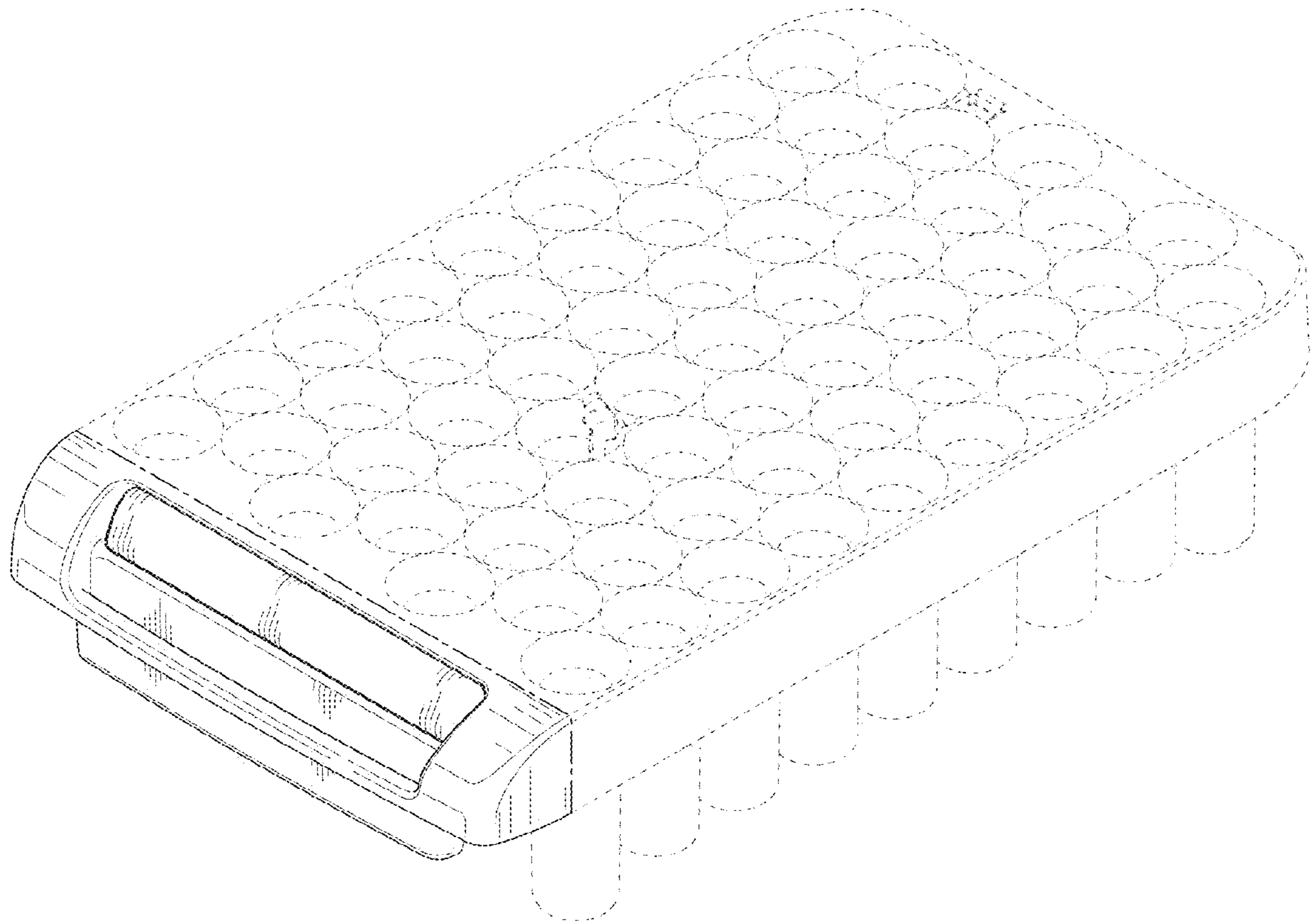


FIG. 1

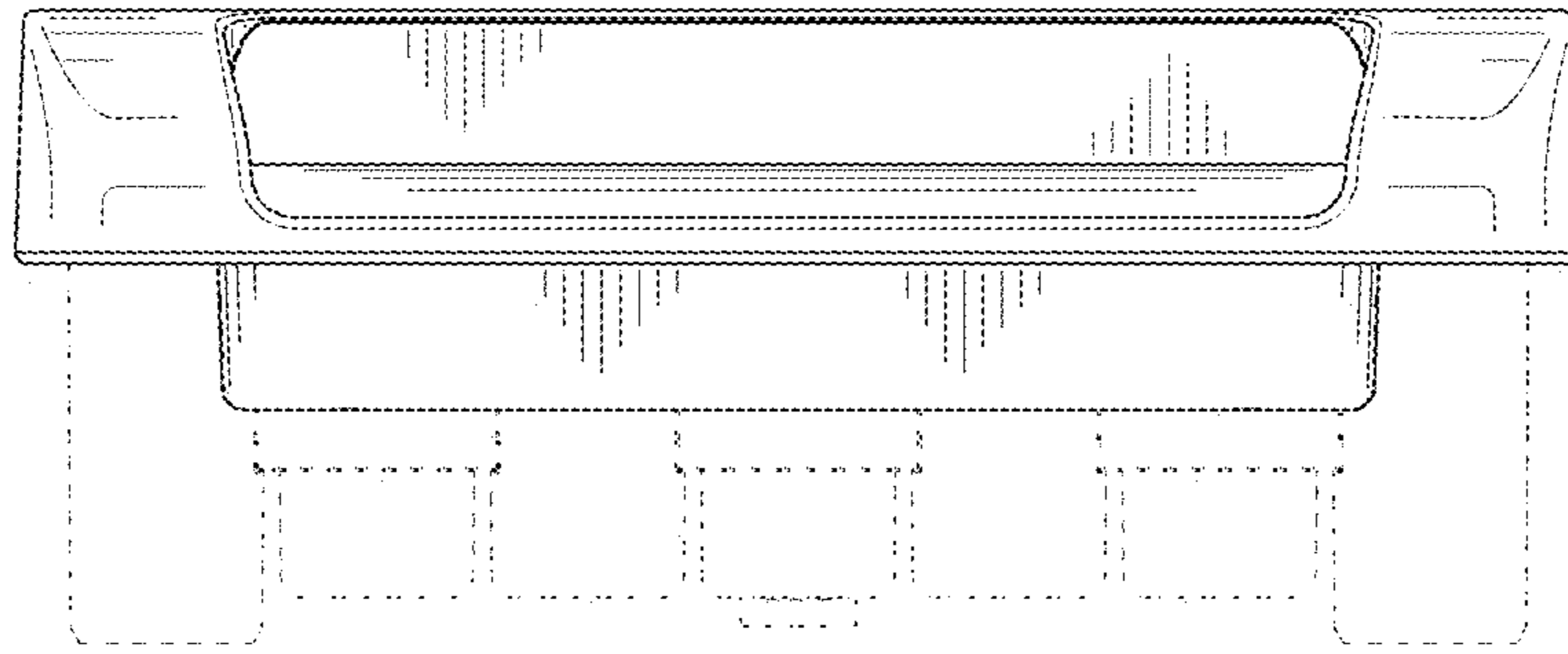


FIG. 2

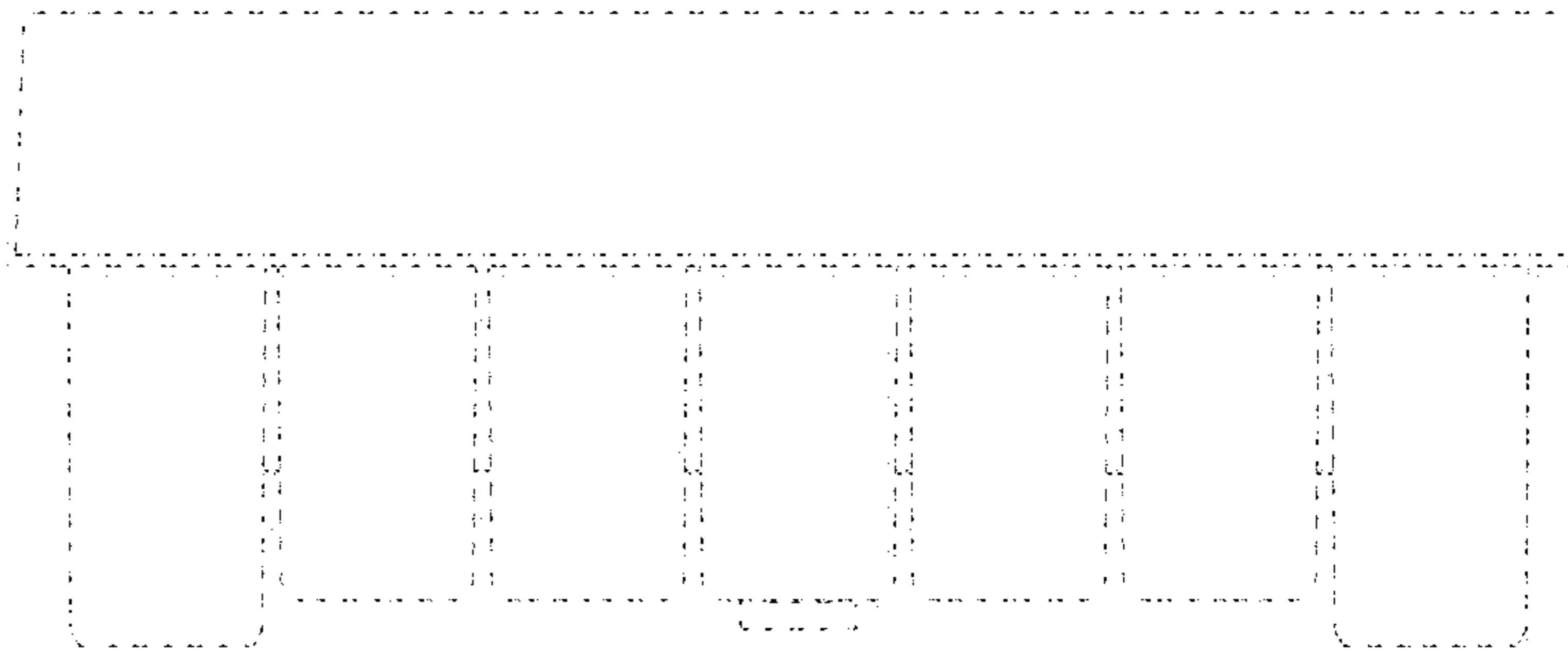


FIG. 3

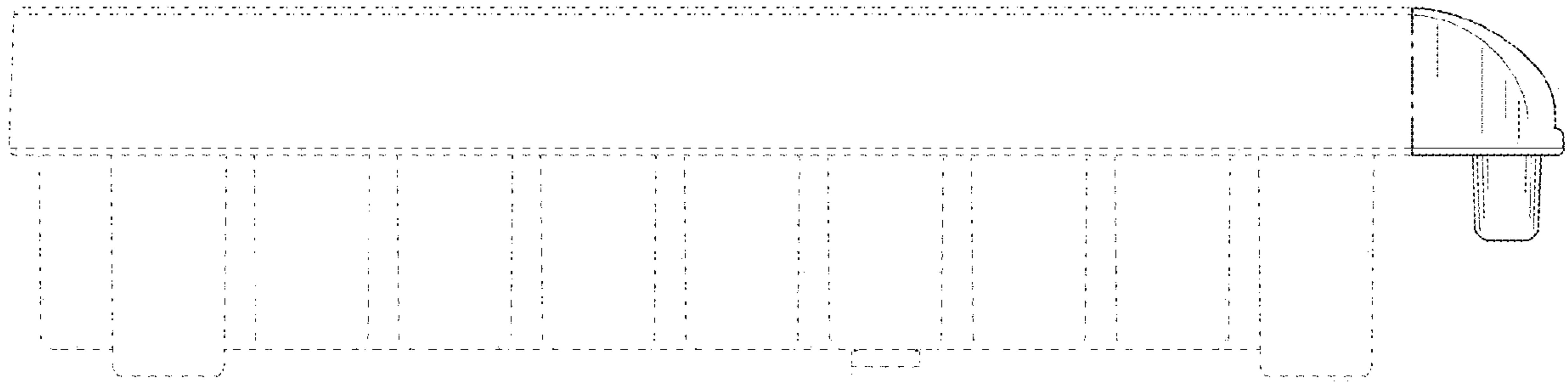


FIG. 4

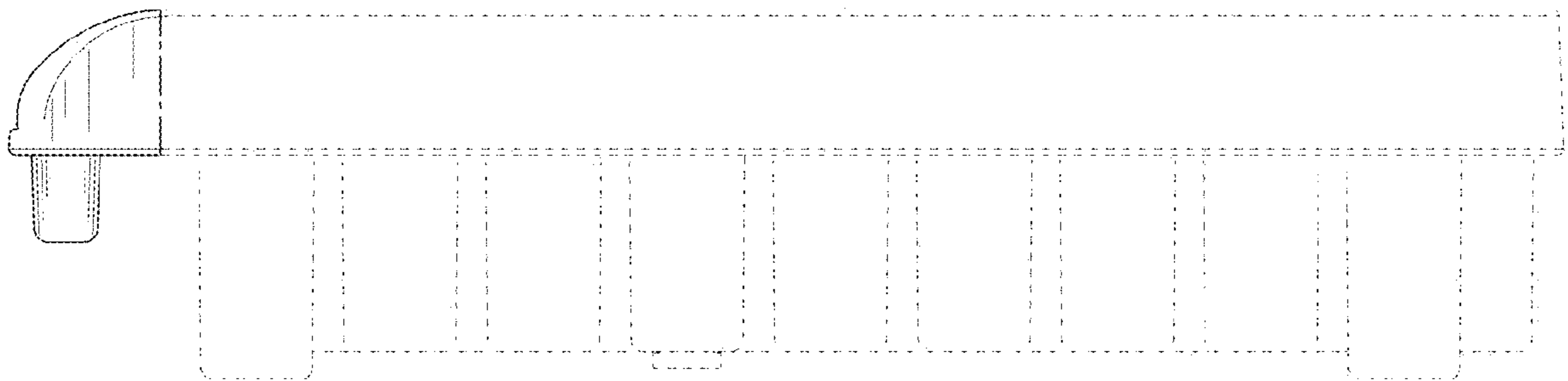


FIG. 5




FIG. 6




FIG. 7