



US00D885593S

(12) **United States Design Patent** (10) **Patent No.:** **US D885,593 S**
Fleming (45) **Date of Patent:** **** May 26, 2020**

(54) **FOOT ARCH SUPPORT WRAP**
(71) Applicant: **Vive Health LLC**, Naples, FL (US)
(72) Inventor: **James Fleming**, Naples, FL (US)
(73) Assignee: **Vive Health LLC**, Naples, FL (US)
(**) Term: **15 Years**

D763,455 S * 8/2016 Hesse D24/200
D763,458 S * 8/2016 Mangrum D24/206
D784,544 S * 4/2017 Dudkiewicz D24/190
D789,546 S * 6/2017 Matfus D24/190
D789,547 S * 6/2017 Matfus D24/190
9,808,369 B1 * 11/2017 Gaylord A61F 5/028
D812,236 S * 3/2018 Burke D24/190
D816,234 S * 4/2018 Calvello D24/190
D831,220 S * 10/2018 Chase D24/189
D831,221 S * 10/2018 Smith D24/190

(21) Appl. No.: **29/642,725**
(22) Filed: **Apr. 2, 2018**
(51) **LOC (12) Cl.** **24-04**
(52) **U.S. Cl.**
USPC **D24/192**
(58) **Field of Classification Search**
USPC D24/171, 188–190, 199, 200, 206,
D24/212–214, 192; D29/100, 113, 114
CPC A61F 5/02
See application file for complete search history.

OTHER PUBLICATIONS

Aliexpress. 2 Pcs Flat Feet Orthotic Plantar Fasciitis Arch Support Gel Cushions Pad Heel Wrap Foot Care Insoles Flat Foot Correction Z57501. Feedback by “RU”. Feb. 10, 2019. <https://bit.ly/2LCZeJz> (Year: 2019).*

* cited by examiner

Primary Examiner — Darcey E Gottschalk
(74) *Attorney, Agent, or Firm* — Workman Nydegger

(56) **References Cited**

U.S. PATENT DOCUMENTS

D368,332 S * 3/1996 Chiang D29/121.1
D463,564 S * 9/2002 Siegwart D24/189
D517,741 S * 3/2006 Marks D29/118
D526,720 S * 8/2006 Dodo D24/206
D598,556 S * 8/2009 Chen D24/190
D609,357 S * 2/2010 Yim D24/206
D609,358 S * 2/2010 Yim D24/206
D609,359 S * 2/2010 Yim D24/206
D609,360 S * 2/2010 Yim D24/206
D696,408 S * 12/2013 Chiang D24/190
D707,837 S * 6/2014 Aasebo D24/206
D708,345 S * 7/2014 Brady D24/200
8,795,214 B1 * 8/2014 Conti A61F 5/02
602/19
D723,224 S * 2/2015 Smith D29/123

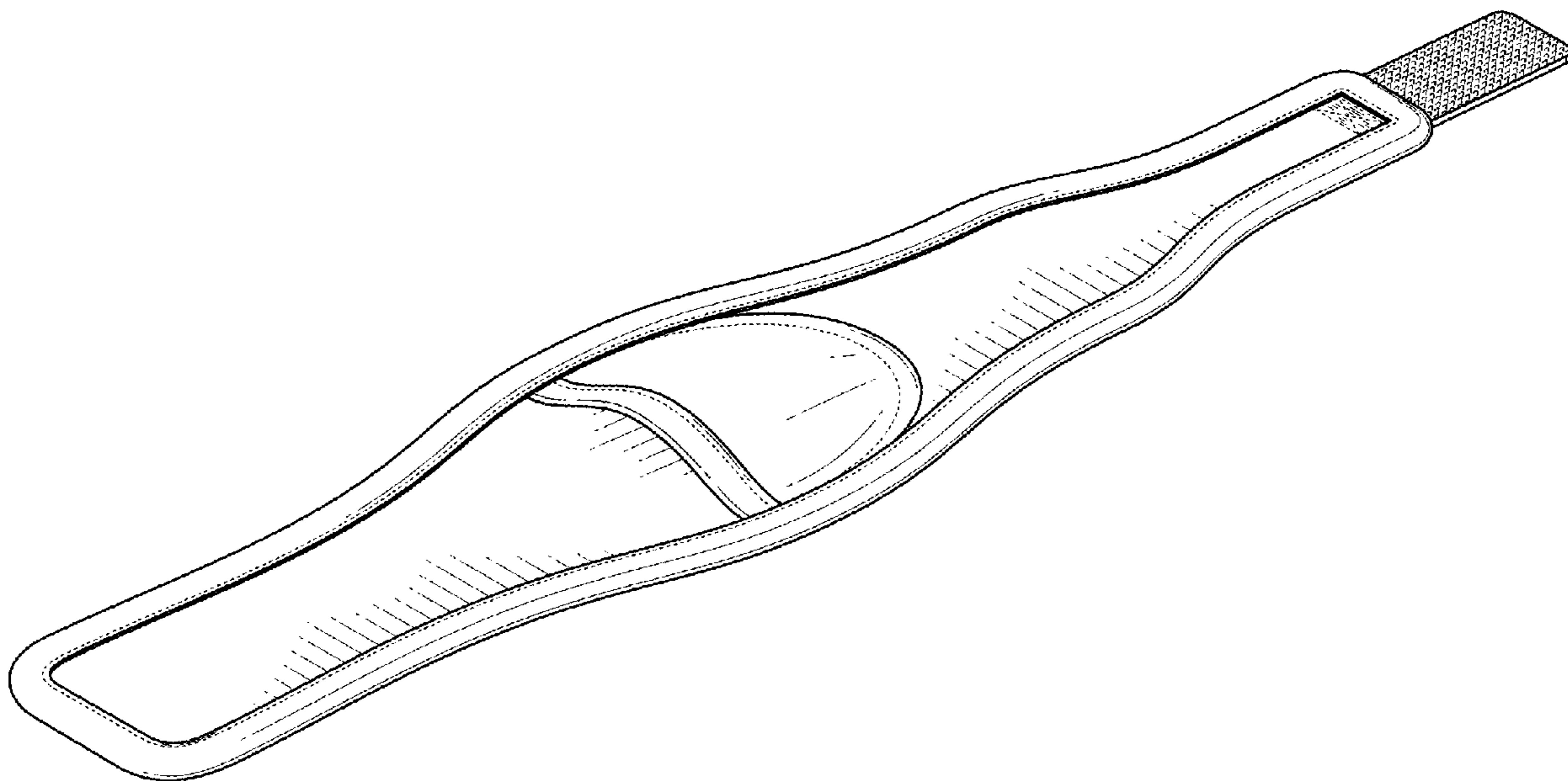
(57) **CLAIM**

The ornamental design for a foot arch support wrap, as shown and described.

DESCRIPTION

FIG. 1 is a perspective view of a foot arch support wrap; FIG. 2 is a front view of a foot arch support wrap; FIG. 3 is a back view of a foot arch support wrap; FIG. 4 is a top view of a foot arch support wrap; FIG. 5 is a bottom view of a foot arch support wrap; FIG. 6 is a right-side view of a foot arch support wrap; and, FIG. 7 is a left side view of a foot arch support wrap. In the drawings, the broken lines show portions of a foot arch support wrap that form no part of the claim.

1 Claim, 3 Drawing Sheets



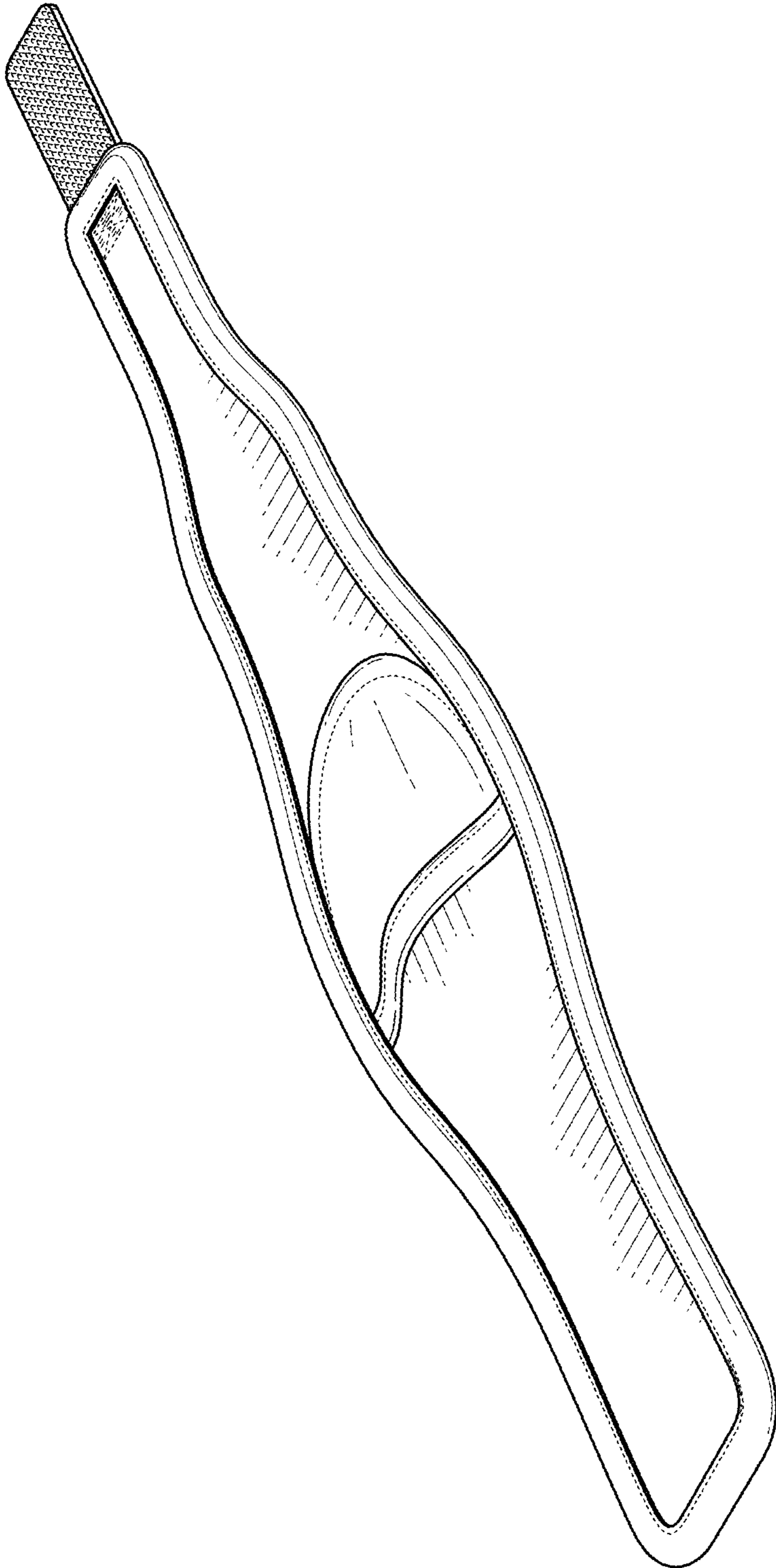


FIG. 1

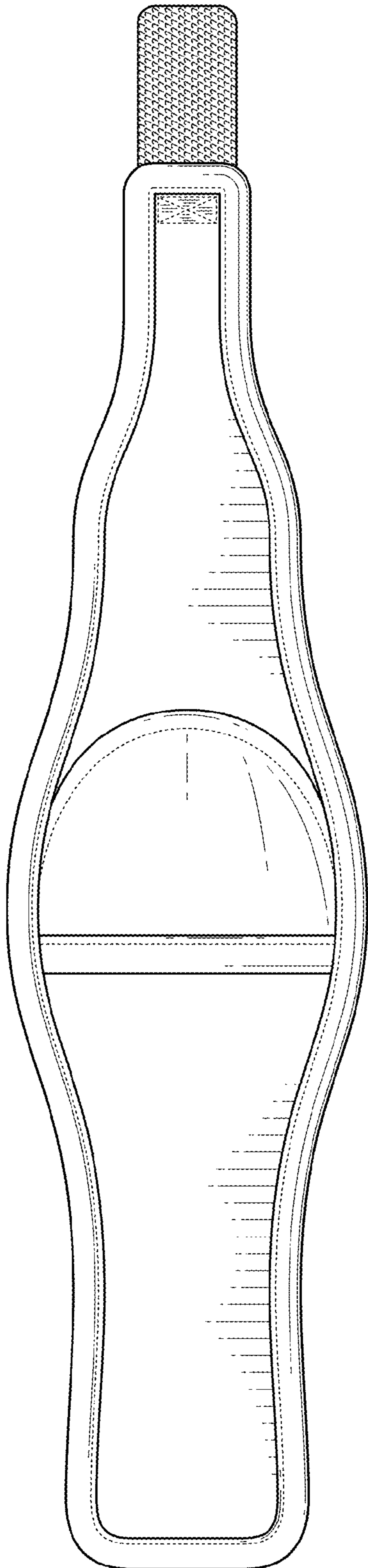


FIG. 2

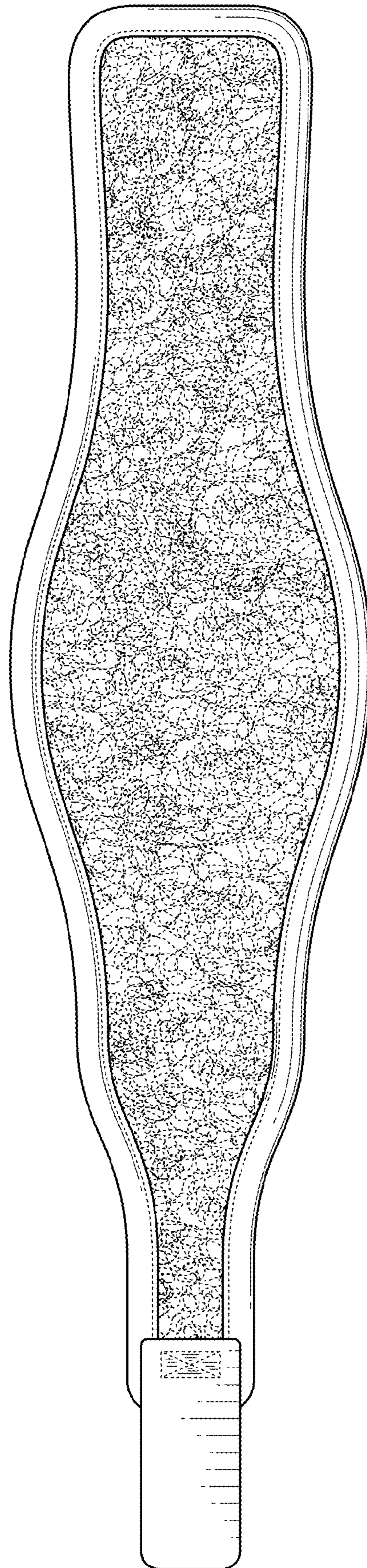


FIG. 3



FIG. 4



FIG. 5

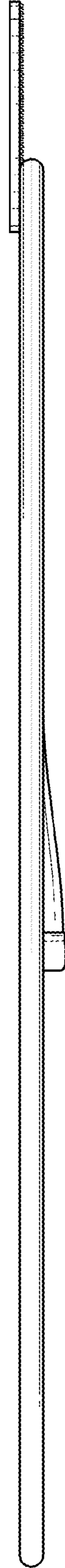


FIG. 6

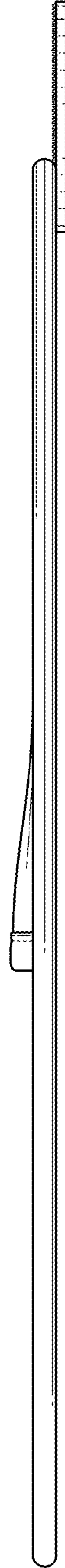


FIG. 7