



US00D885590S

(12) **United States Design Patent** (10) **Patent No.:** **US D885,590 S**
Lopez Pimienta et al. (45) **Date of Patent:** **** May 26, 2020**

(54) **MAMMARY PROTECTOR** 428/24802; Y10T 428/1476; Y10T 428/24777; Y10T 428/2848
(71) Applicant: **Productos Familia S.A.**, Medellin (CO) See application file for complete search history.

(72) Inventors: **Fabio Alberto Lopez Pimienta**, Medellin (CO); **Mateo Morales Gómez**, Sabaneta (CO); **Luisa Fernanda Arbeláez Correa**, Itagüí (CO); **Dency Viviana Agudelo Velásquez**, Envigado (CO)

(73) Assignee: **Productos Familia S.A.**, Medellin (CO)

(**) Term: **15 Years**

(21) Appl. No.: **29/659,798**

(22) Filed: **Aug. 13, 2018**

(30) **Foreign Application Priority Data**
Feb. 16, 2018 (CO) NC2017/0001520

(51) **LOC (12) Cl.** **24-01**

(52) **U.S. Cl.**
USPC **D24/190**

(58) **Field of Classification Search**
USPC D24/124, 127-130, 187-190; D20/42
CPC A61F 13/023; A61F 13/0259; A61F 2013/00412; A61F 2013/00846; A61F 13/0203; A61B 5/0408; A61N 1/0456; Y10T 428/14; Y10T 428/15; Y10T 428/149; Y10T 428/1495; Y10T 428/1471; Y10T 428/24793; Y10T

(56) **References Cited**
U.S. PATENT DOCUMENTS
2,748,771 A * 6/1956 Richards A61F 13/141 604/346
4,557,267 A * 12/1985 Cole A41C 3/00 450/40
5,782,672 A * 7/1998 Woodley A41C 3/065 2/267
6,540,585 B1 * 4/2003 Lee A41C 3/0085 2/267
D636,870 S * 4/2011 Carroll D24/124
8,419,502 B2 * 4/2013 Liu A41C 3/144 450/39
8,686,214 B2 * 4/2014 Hyde-Edwards A61F 13/145 128/888
D735,346 S * 7/2015 Cotton D24/189
9,895,293 B2 * 2/2018 Blank A61J 13/00
2004/0058619 A1 * 3/2004 Spiezio A61F 13/141 450/57

* cited by examiner

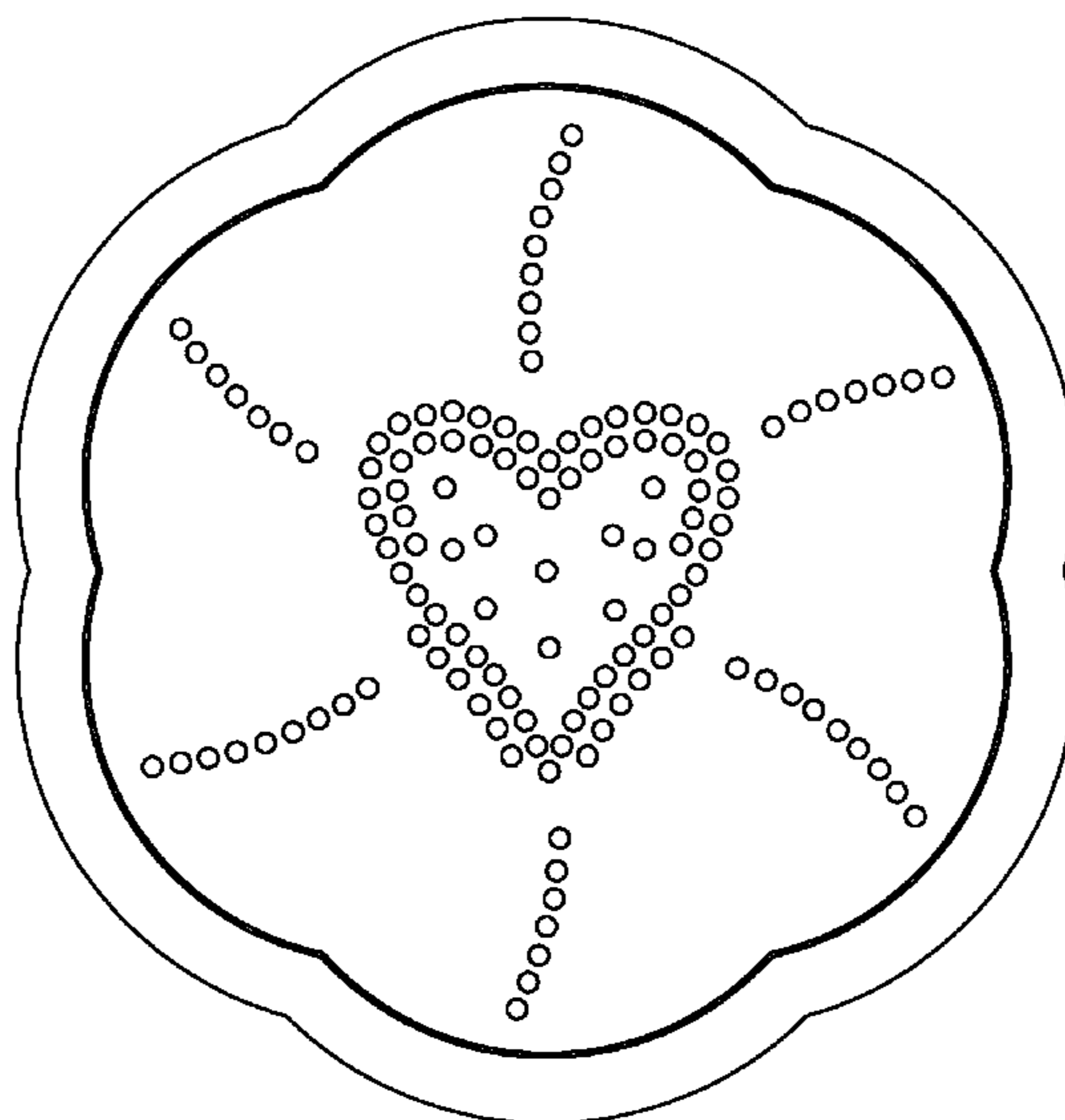
Primary Examiner — Jennifer L Watkins
(74) *Attorney, Agent, or Firm* — The Morales Law Firm; Joseph L. Morales

(57) **CLAIM**
The ornamental design of a mammary protector, as shown and described.

DESCRIPTION

FIG. 1 is a top view of a mammary protector, according to the present invention;
FIG. 2 is a left view thereof;
FIG. 3 is a right view thereof;
FIG. 4 is a front view thereof;
FIG. 5 is a rear view thereof;
FIG. 6 is a bottom view thereof; and,
FIG. 7 is a perspective view thereof.

1 Claim, 7 Drawing Sheets



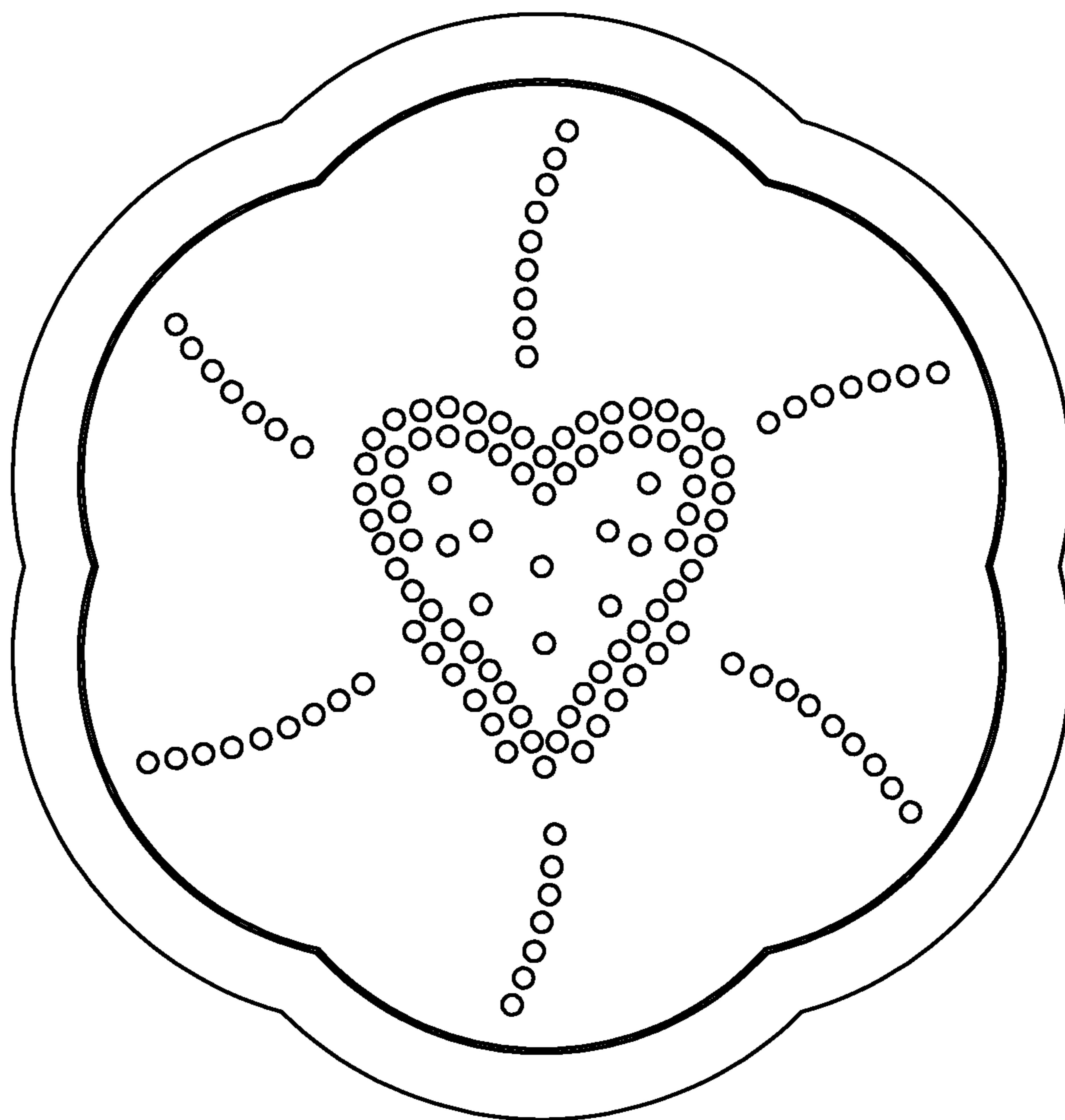


FIG. 1



FIG. 2



FIG. 3



FIG. 4



FIG. 5

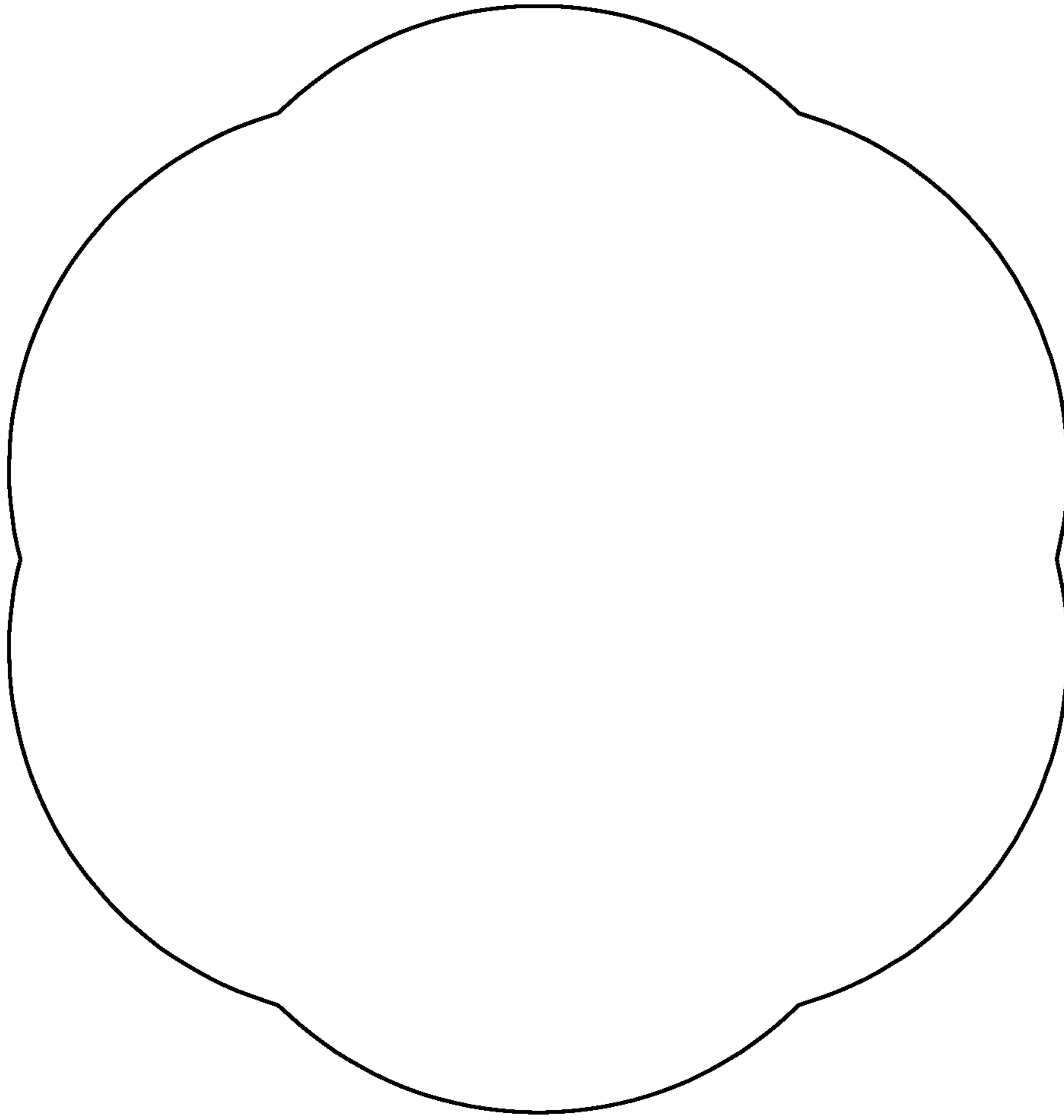


FIG. 6

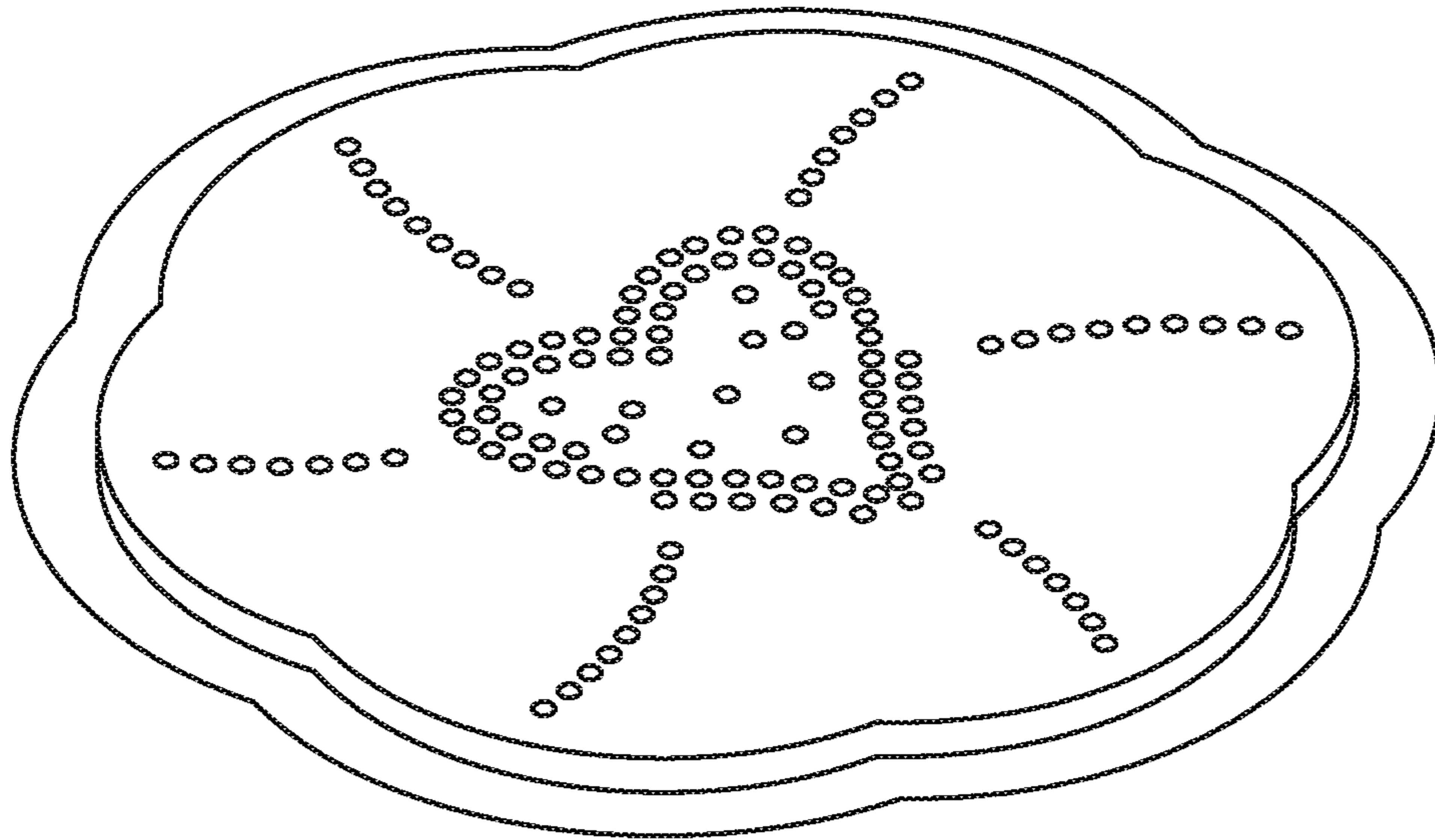


FIG. 7