



US00D885587S

(12) **United States Design Patent**
Park

(10) **Patent No.:** **US D885,587 S**

(45) **Date of Patent:** **** May 26, 2020**

(54) **ADHESIVE TAPE FOR BODY ATTACHMENT**

(71) Applicant: **PowerFulx Co., Ltd.**, Seoul (KR)

(72) Inventor: **In Chul Park**, Seoul (KR)

(73) Assignee: **PowerFulx Co., Ltd.**, Seoul (KR)

(**) Term: **15 Years**

(21) Appl. No.: **29/661,150**

(22) Filed: **Aug. 24, 2018**

(30) **Foreign Application Priority Data**

May 23, 2018 (KR) 30-2018-0023930

(51) **LOC (12) Cl.** **24-04**

(52) **U.S. Cl.**
USPC **D24/189**

(58) **Field of Classification Search**
USPC D24/189-192, 200, 206
CPC A61F 13/023; A61F 13/0253; A61F
5/05825; A61F 13/0259; A61F 13/0273;
A61F 13/062
See application file for complete search history.

(56) **References Cited**

U.S. PATENT DOCUMENTS

5,711,312 A * 1/1998 Staudinger A61F 5/0106
128/845
D405,527 S * 2/1999 Uske D24/128

D473,267 S * 4/2003 Thompson D20/42
D608,893 S * 1/2010 Arbesman D24/189
D621,052 S * 8/2010 Kase D24/189
D625,422 S * 10/2010 Arbesman D24/189
D625,829 S * 10/2010 Arbesman D24/190
D705,429 S * 5/2014 Cheney D24/169
D743,566 S * 11/2015 Arbesman D24/189
D760,396 S * 6/2016 Bradford D24/189
2005/0228323 A1 * 10/2005 Tornai A61F 5/0118
602/5

* cited by examiner

Primary Examiner — Jennifer L Watkins

(74) *Attorney, Agent, or Firm* — Novick, Kim & Lee,
PLLC; Sang Ho Lee; Hyun Woo Shin


(57) **CLAIM**

I claim the ornamental design for an adhesive tape for body attachment, as shown and described.

DESCRIPTION

FIG. 1 is perspective view of an adhesive tape for body attachment, showing my new design;
FIG. 2 is a front elevational view thereof;
FIG. 3 is a rear elevational view thereof;
FIG. 4 is a left side elevational view thereof;
FIG. 5 is a right side elevational view thereof;
FIG. 6 is a top plan view thereof; and,
FIG. 7 is a bottom plan view thereof.
The broken lines shown in the drawings depict environmental features which do not form a part of the claimed design.

1 Claim, 6 Drawing Sheets






FIG. 1




FIG. 2




FIG. 3



FIG. 4



FIG. 5




FIG. 6




FIG. 7