



US00D885586S

(12) **United States Design Patent** (10) **Patent No.:** **US D885,586 S**  
**Lopez Pimienta et al.** (45) **Date of Patent:** **\*\* May 26, 2020**

- (54) **MAMMARY PROTECTOR** 4,557,267 A \* 12/1985 Cole ..... A41C 3/00  
450/40
- (71) Applicant: **Productos Familia S.A.,** Medellín (CO) 5,782,672 A \* 7/1998 Woodley ..... A41C 3/065  
2/267
- (72) Inventors: **Fabio Alberto Lopez Pimienta,** 6,540,585 B1 \* 4/2003 Lee ..... A41C 3/0085  
Medellín (CO); **Mateo Morales**  
**Gómez,** Sabaneta (CO); **Luisa**  
**Fernanda Arbeláez Correa,** Itagüí  
(CO); **Dency Viviana Agudelo**  
**Velásquez,** Envigado (CO) D636,870 S \* 4/2011 Carroll ..... D24/124  
8,419,502 B2 \* 4/2013 Liu ..... A41C 3/144  
450/39
- (73) Assignee: **Productos Familia S.A.,** Medellín (CO) 8,686,214 B2 \* 4/2014 Hyde-Edwards ..... A61F 13/145  
128/888
- (\*\*) Term: **15 Years** D735,346 S \* 7/2015 Cotton ..... D24/189  
9,895,293 B2 \* 2/2018 Blank ..... A61J 13/00  
2004/0058619 A1 \* 3/2004 Spiezio ..... A61F 13/141  
450/57

\* cited by examiner

(21) Appl. No.: **29/659,817**

(22) Filed: **Aug. 13, 2018**

(30) **Foreign Application Priority Data**

Feb. 16, 2018 (CO) ..... NC2017/0001519

(51) **LOC (12) Cl.** ..... **24-04**

(52) **U.S. Cl.**  
USPC ..... **D24/189**

(58) **Field of Classification Search**  
USPC ..... D24/124, 127-130, 187-190; D20/42  
CPC ..... A61F 13/023; A61F 13/0259; A61F  
2013/00412; A61F 2013/00846; A61F  
13/0203; A61B 5/0408; A61N 1/0456;  
Y10T 428/14; Y10T 428/15; Y10T  
428/149; Y10T 428/1495; Y10T  
428/1471; Y10T 428/24793; Y10T  
428/24802; Y10T 428/1476; Y10T  
428/24777; Y10T 428/2848

See application file for complete search history.

(56) **References Cited**

**U.S. PATENT DOCUMENTS**

2,748,771 A \* 6/1956 Richards ..... A61F 13/141  
604/346

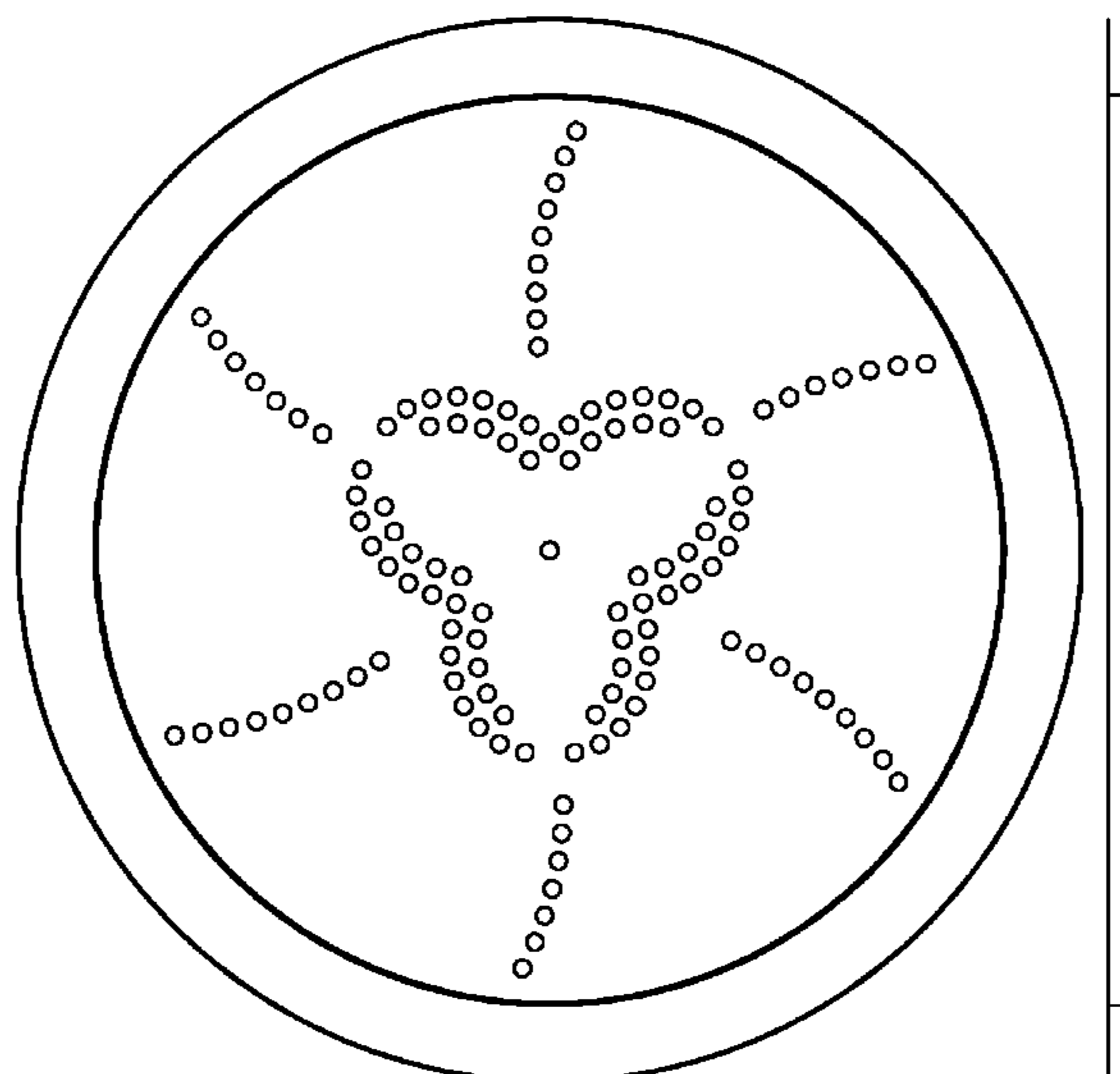
(57) **CLAIM**

The ornamental design of a mammary protector, as shown and described.

**DESCRIPTION**

FIG. 1 is a top view of a mammary protector, according to the present invention;  
FIG. 2 is a left view thereof;  
FIG. 3 is a right view thereof;  
FIG. 4 is a front view thereof;  
FIG. 5 is a rear view thereof;  
FIG. 6 is a bottom view thereof; and,  
FIG. 7 is a perspective view thereof.

**1 Claim, 7 Drawing Sheets**



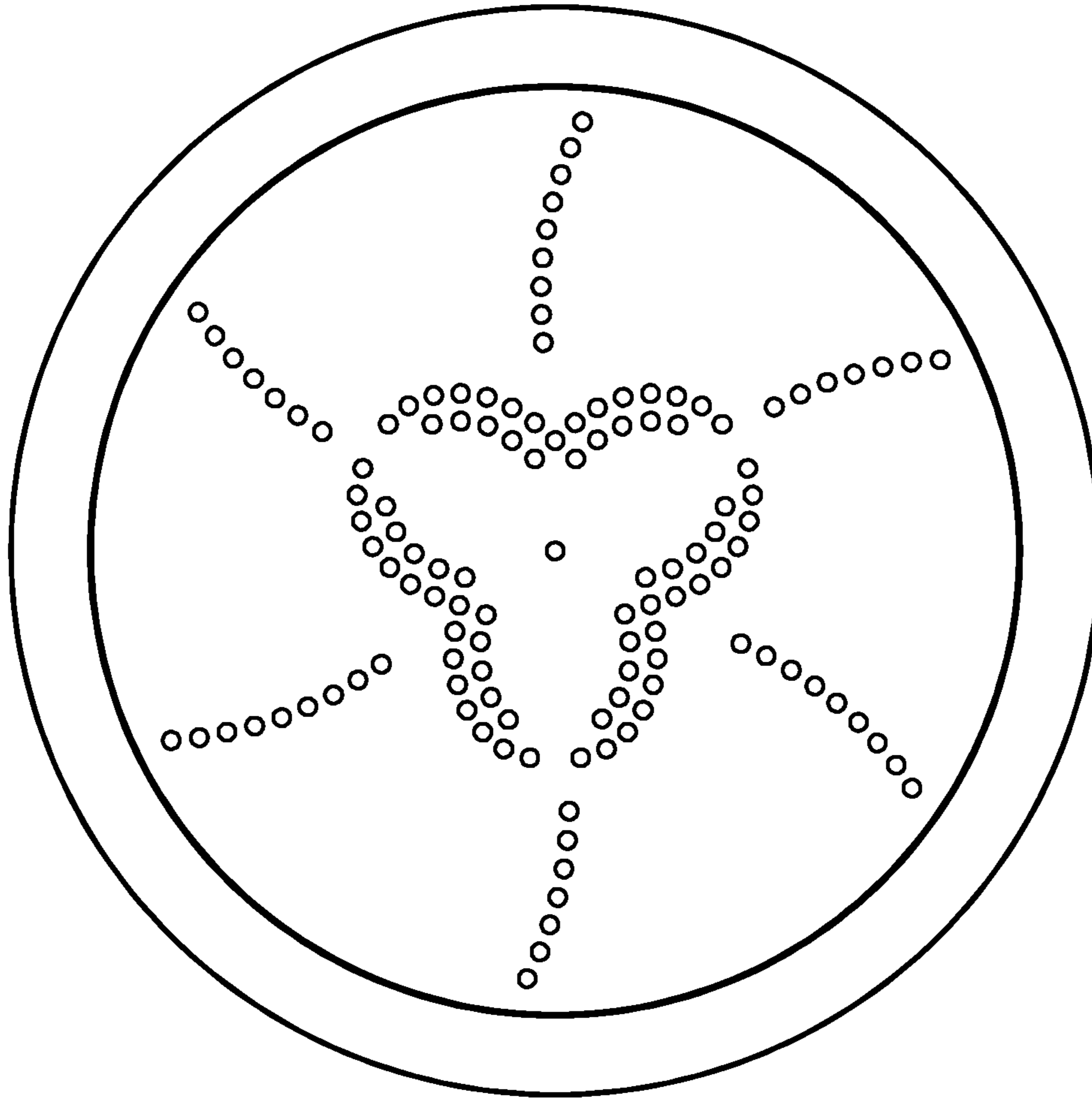


FIG. 1




**FIG. 2**




**FIG. 3**



**FIG. 4**



**FIG. 5**



**FIG. 6**

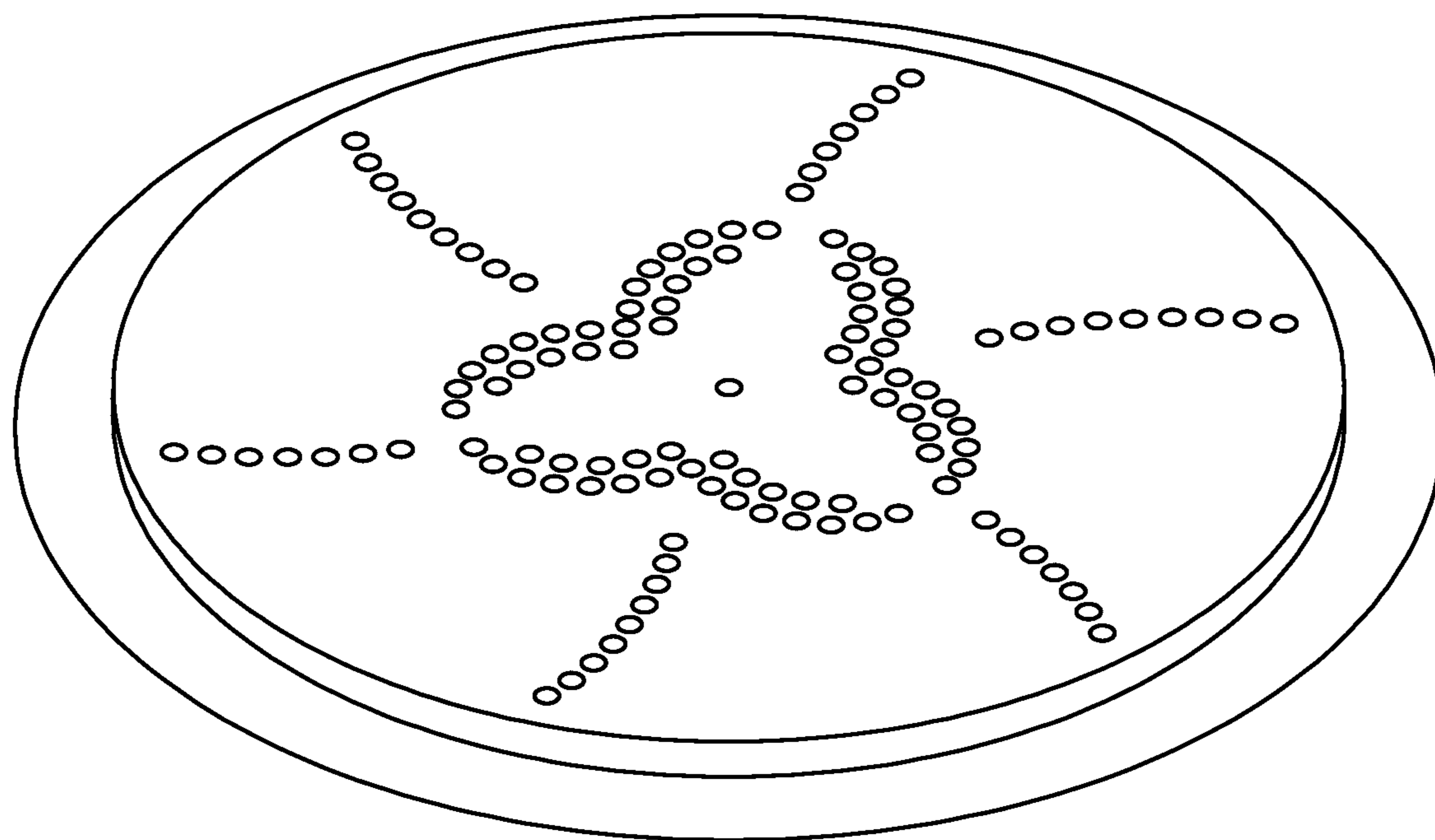


FIG. 7