



US00D885577S

(12) **United States Design Patent** (10) **Patent No.:** **US D885,577 S**
Fojtik et al. (45) **Date of Patent:** **** May 26, 2020**

(54) **EXPANDABLE MEDICAL DEVICE**

2011/0106239 A1* 5/2011 Goto A61F 2/91
623/1.16

(71) Applicant: **Transit Scientific, LLC**, Salt Lake City, UT (US)

* cited by examiner

(72) Inventors: **Shawn P. Fojtik**, Park City, UT (US);
Greg Method, San Francisco, CA (US)

Primary Examiner — Charles D Hanson
(74) *Attorney, Agent, or Firm* — Durham Jones & Pinegar, P.C., Intellectual Property Law Group

(73) Assignee: **Transit Scientific, LLC**, Salt Lake City, UT (US)

(57) **CLAIM**

The ornamental design for an expandable medical device, as shown and described.

(**) Term: **15 Years**

DESCRIPTION

(21) Appl. No.: **29/670,041**

FIG. 1 is a perspective view of an expandable medical device showing our new design, with the expandable medical device in an unexpanded state;

(22) Filed: **Nov. 13, 2018**

FIG. 2 is a first side elevational view of the expandable medical device in the unexpanded state;

(51) **LOC (12) Cl.** **24-03**

FIG. 3 is a second side elevational view of the expandable medical device in the unexpanded state;

(52) **U.S. Cl.**

USPC **D24/155**

FIG. 4 is a third side elevational view of the expandable medical device in the unexpanded state;

(58) **Field of Classification Search**

USPC D24/155

FIG. 5 is a fourth side elevational view of the expandable medical device in the unexpanded state;

CPC A61F 2/07; A61F 2/90; A61F 2/958; A61F

FIG. 6 is a distal end view of the expandable medical device in the unexpanded state;

2002/016; A61F 2002/072; A61F

FIG. 7 is a proximal end view of the expandable medical device in the unexpanded state;

2002/075; A61F 2002/91541; A61F

FIG. 8 is first side elevational view showing our new design, with the expandable medical device in an expanded state;

2220/0075; A61F 2230/0069

FIG. 9 is a second side elevational view of the expandable medical device in the expanded state;

See application file for complete search history.

FIG. 10 is a third side elevational view of the expandable medical device in the expanded state; and,

(56) **References Cited**

U.S. PATENT DOCUMENTS

D665,079 S * 8/2012 Zago D24/155

FIG. 11 is a fourth side elevational view of the expandable medical device in the expanded state.

D665,080 S * 8/2012 Zago D24/155

The broken lines illustrate unclaimed features and form no part of the claimed design.

D723,165 S * 2/2015 Chanduszko D24/155

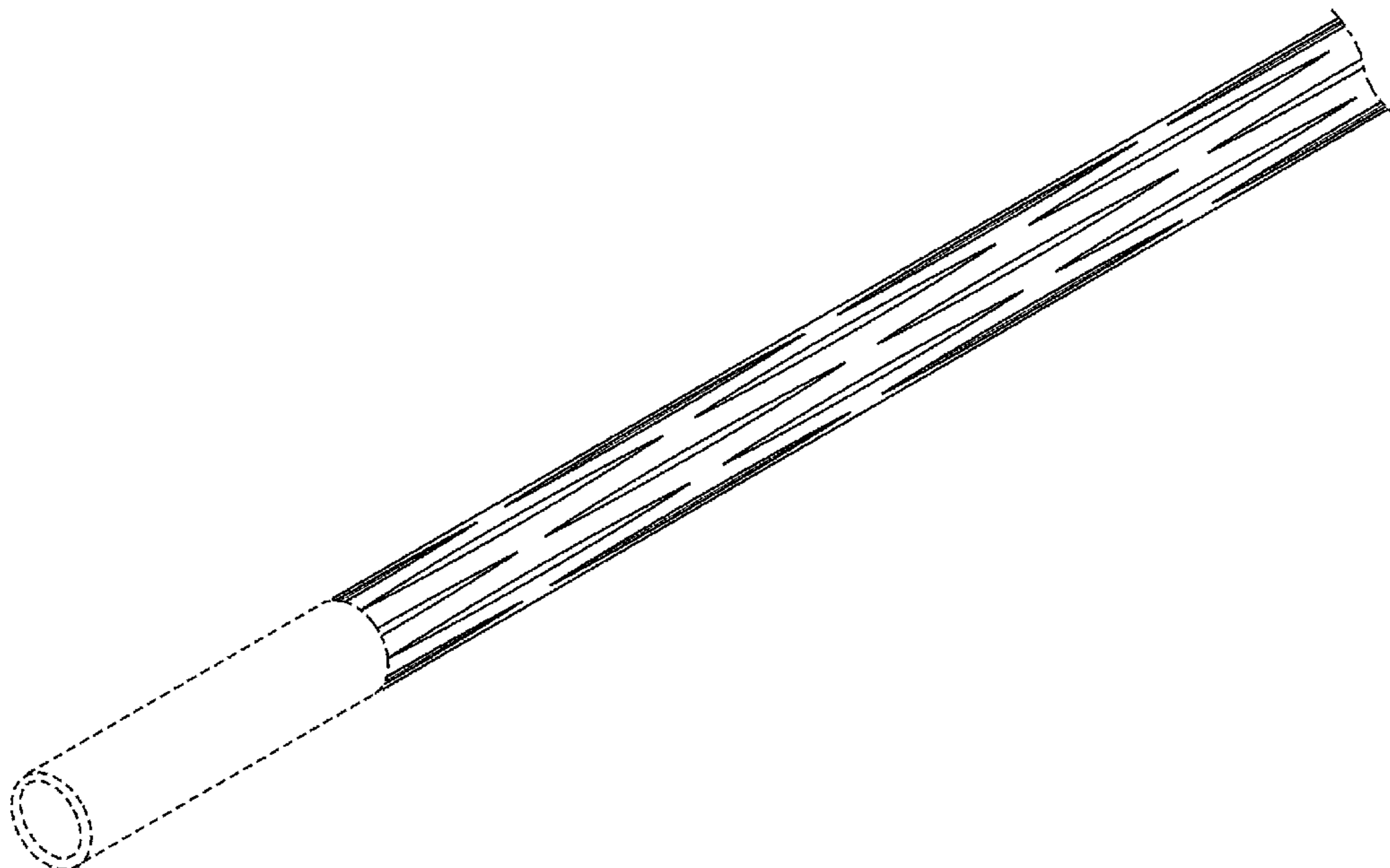
D723,166 S * 2/2015 Igaki D24/155

D740,427 S * 10/2015 McDonnell D24/171

2003/0055485 A1* 3/2003 Lee A61F 2/91

623/1.15

1 Claim, 4 Drawing Sheets



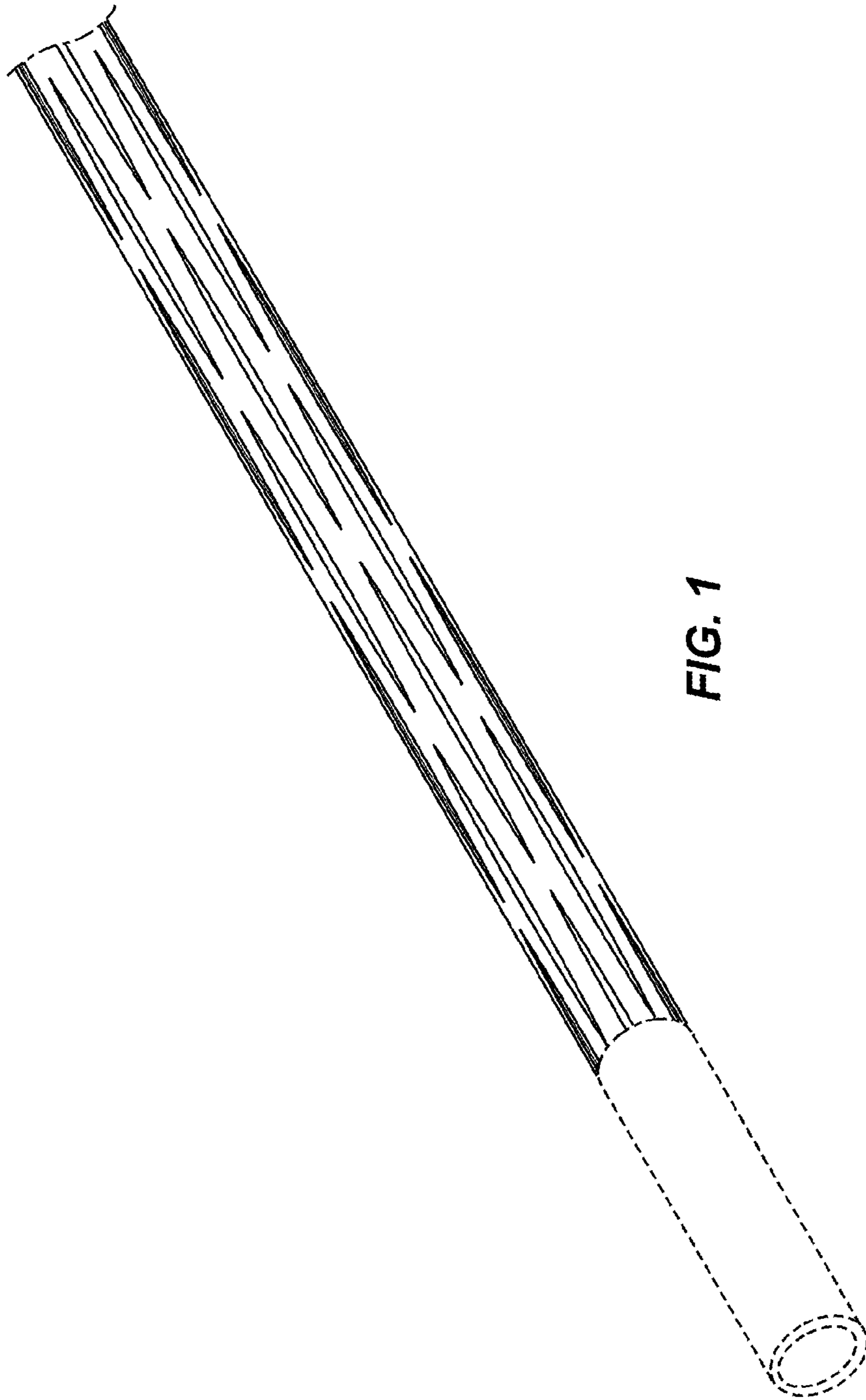


FIG. 1




FIG. 2




FIG. 3

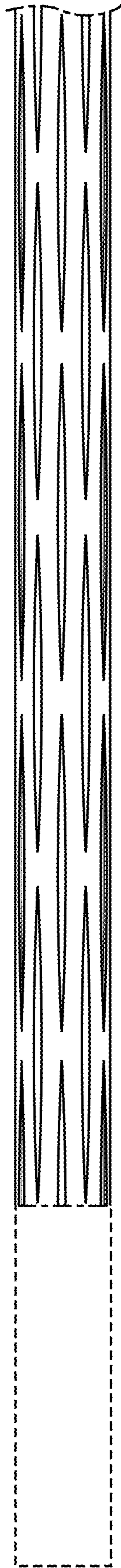


FIG. 4

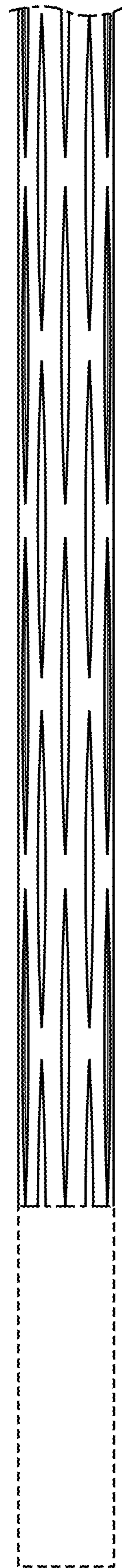


FIG. 5

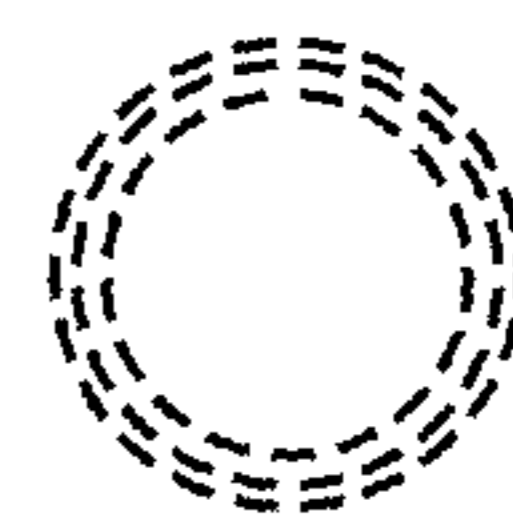


FIG. 6

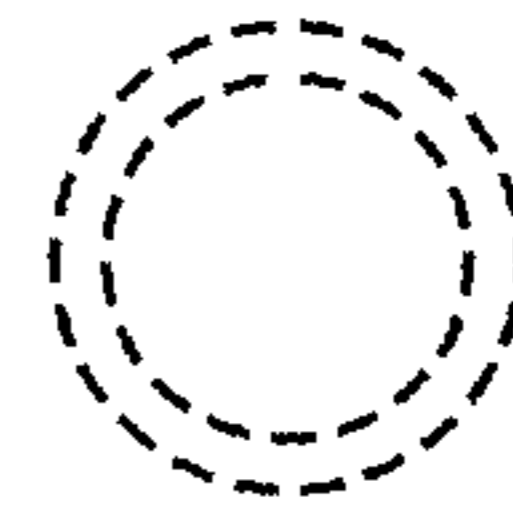


FIG. 7

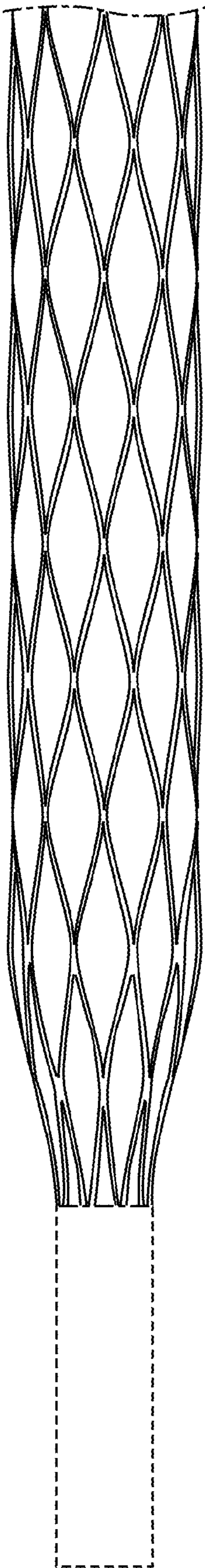


FIG. 8

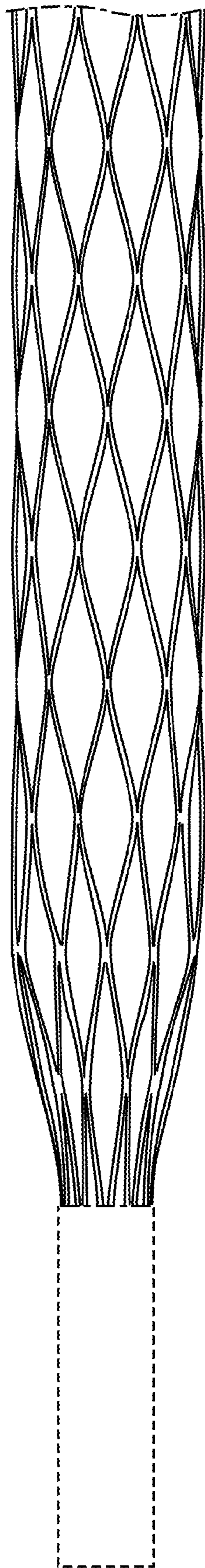


FIG. 9

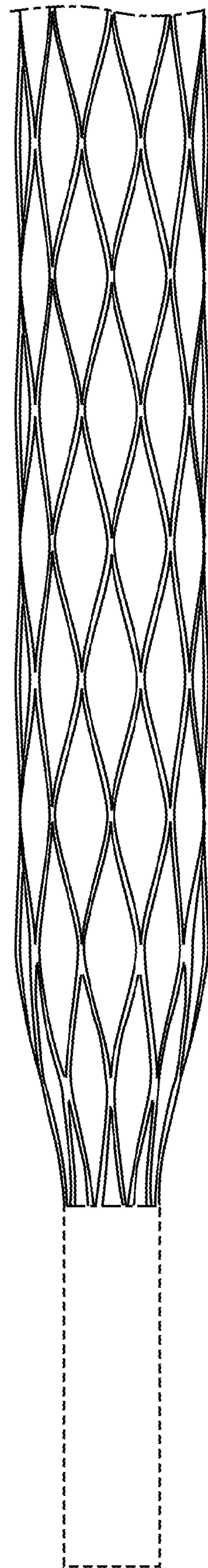


FIG. 10

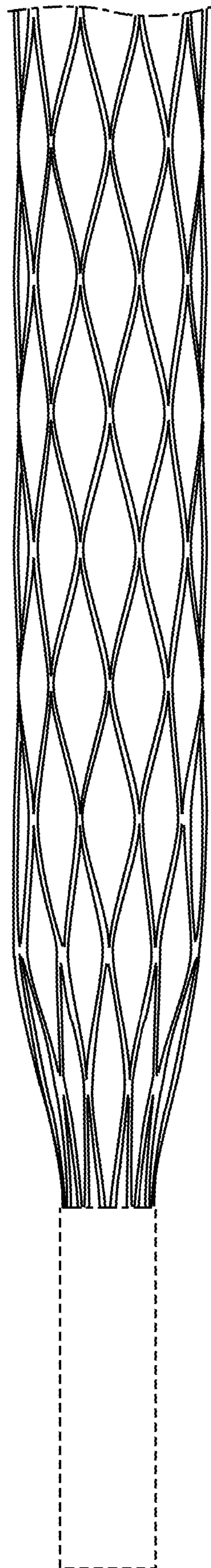


FIG. 11