



US00D885569S

(12) **United States Design Patent** (10) **Patent No.:** **US D885,569 S**  
**Haddad et al.** (45) **Date of Patent:** **\*\* May 26, 2020**

(54) **INTRAVENOUS TUBING INDICATOR FOR A CHEMOTHERAPEUTIC AGENT**

(56) **References Cited**

U.S. PATENT DOCUMENTS

- (71) Applicant: **Star Luminal LLC**, San Antonio, TX (US)
- (72) Inventors: **Eric A. Haddad**, Boerne, TX (US);  
**Bryce G. Rutter**, St. Louis, MO (US);  
**Tucker P. Brown**, St. Louis, MO (US);  
**David J. Friedman**, San Antonio, TX (US)
- (73) Assignee: **STAR LUMINAL LLC**, San Antonio, TX (US)

D221,489	S	*	8/1971	Stortz	.....	D10/109.1
6,613,012	B2		9/2003	Kraushaar		
D556,606	S	*	12/2007	Stauffer	.....	D10/15
7,338,476	B2		3/2008	Kraushaar		
7,374,318	B2		5/2008	Brooks et al.		
7,455,662	B2		11/2008	Kraushaar		
D636,819	S	*	4/2011	Walker	.....	D20/28
D660,367	S	*	5/2012	Podd	.....	D20/42
D665,030	S	*	8/2012	Podd	.....	D20/42
D690,687	S	*	10/2013	Sun	.....	D14/230
D711,521	S	*	8/2014	Irvin	.....	D23/366
D738,921	S	*	9/2015	Lim	.....	D14/495
D774,548	S	*	12/2016	Evans	.....	D14/495
D775,212	S	*	12/2016	Evans	.....	D14/495

(Continued)

(\*\*) Term: **15 Years**

*Primary Examiner* — Nathan M Johnston

(21) Appl. No.: **29/670,861**

(74) *Attorney, Agent, or Firm* — Joseph Agostino;  
Greenberg Traurig, LLP

(22) Filed: **Nov. 20, 2018**

(51) **LOC (12) Cl.** ..... **24-01**

(52) **U.S. Cl.**  
USPC ..... **D24/127**; D20/28; D20/25

(57) **CLAIM**

The ornamental design for an intravenous tubing indicator for a chemotherapeutic agent, as shown and described.

(58) **Field of Classification Search**

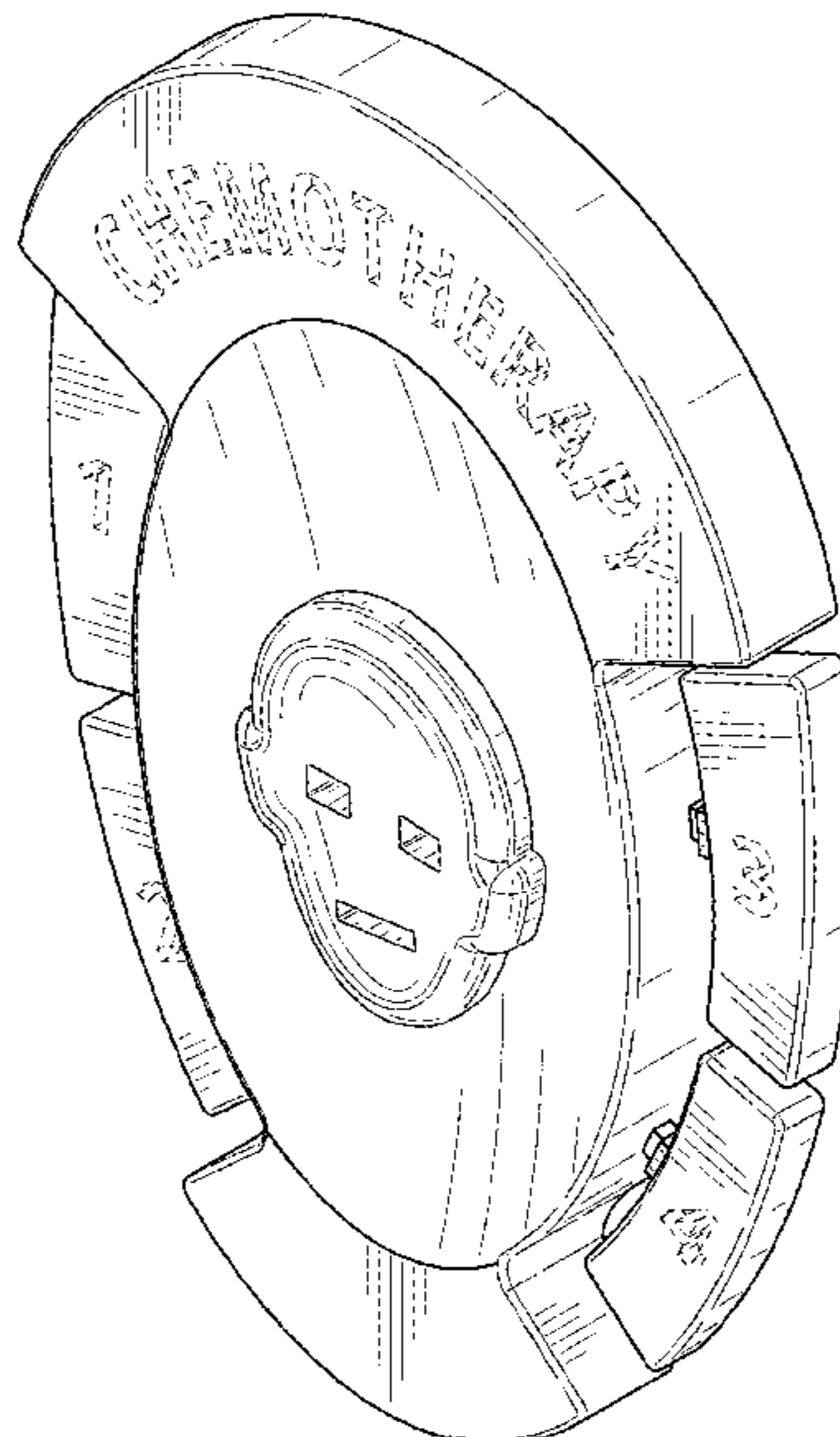
USPC ..... D24/127–131, 112–114, 133, 186;  
606/181, 185; 604/264, 523–528, 272,  
604/187, 158, 164.01–164.11, 181, 184,  
604/227; 600/101, 139, 143;  
128/200.24, 207.14, 207.15; D8/396,  
D8/356; D6/300, 674; D12/193;  
D14/489, 490, 492, 495; D20/1–44, 99  
CPC ..... A61M 25/00; A61M 39/00; A61M 27/00;  
A61M 25/0043; A61M 5/0067; A61M  
25/0097; A61M 5/14; A61M 5/1411;  
A61M 2205/60; A61M 2205/6063; A61M  
2205/6072; A61M 2205/6081; A61F  
2/958; A62C 13/78; A47K 10/14; A47G  
25/0657

**DESCRIPTION**

FIG. 1 is a top perspective view of an intravenous tubing indicator for a chemotherapeutic agent showing our new design;  
FIG. 2 is a front elevation view thereof;  
FIG. 3 is a rear elevation view thereof;  
FIG. 4 is a right side elevation view thereof;  
FIG. 5 is a left side elevation view thereof;  
FIG. 6 is top plan view thereof; and,  
FIG. 7 is a bottom plan view thereof.  
The dashed lines immediately adjacent the shaded areas in the figures represent the boundaries of the claimed design. The dashed lines in the figures illustrate the portions of the design that form no part of the claimed design. None of the broken lines form any part of the claimed design.

See application file for complete search history.

**1 Claim, 5 Drawing Sheets**



(56)

**References Cited**

U.S. PATENT DOCUMENTS

D791,878	S	*	7/2017	Loew	.....	D20/41
D803,943	S	*	11/2017	Loew	.....	D20/41
9,833,560	B2		12/2017	Reichert et al.		
9,919,095	B2		3/2018	Reichert et al.		
9,925,329	B2		3/2018	Reichert et al.		
D820,913	S	*	6/2018	Lau	.....	D20/11
2002/0058928	A1		5/2002	Antonio, II		
2005/0171492	A1		8/2005	Rodriquez		

\* cited by examiner

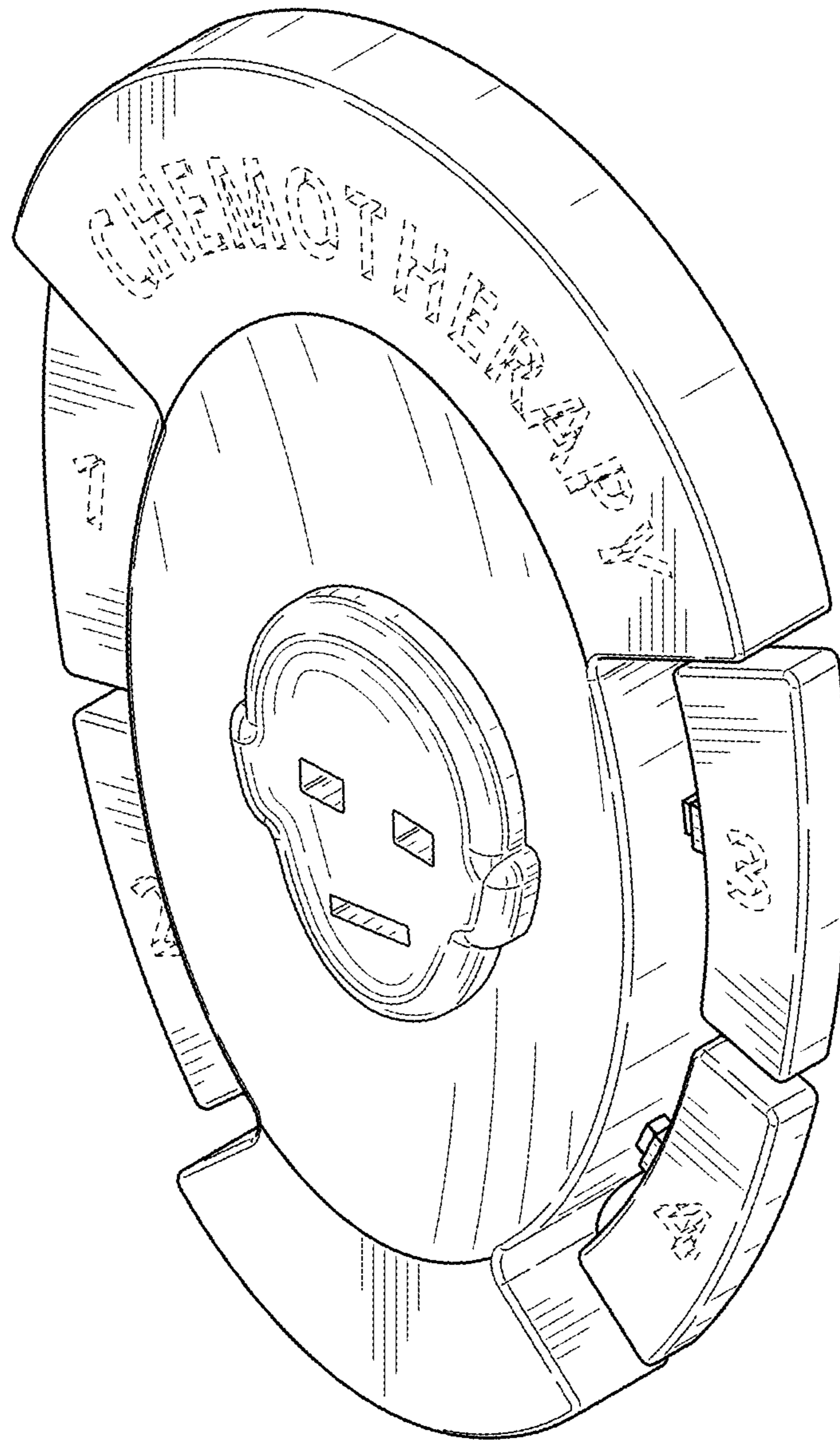


FIG. 1

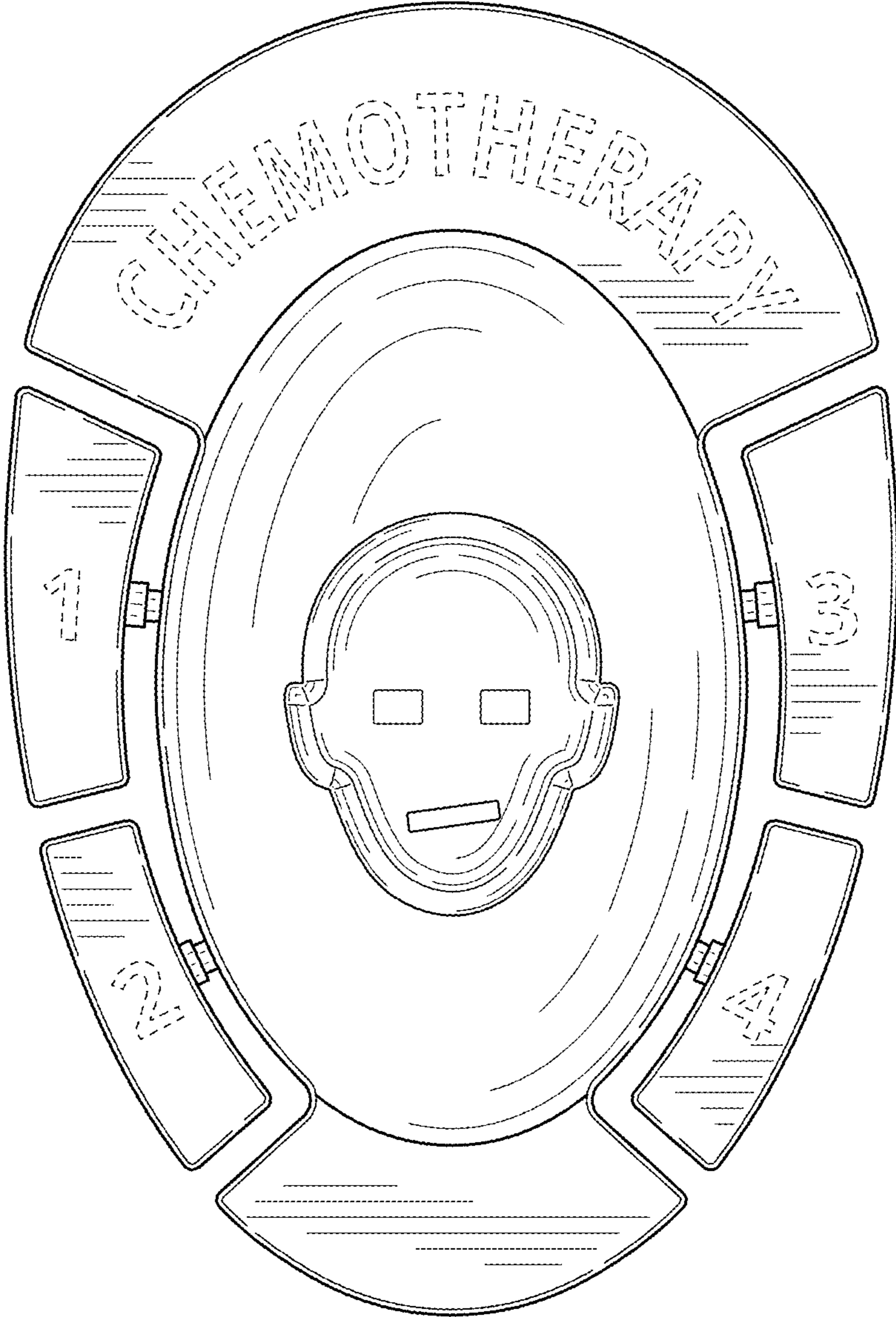


FIG. 2



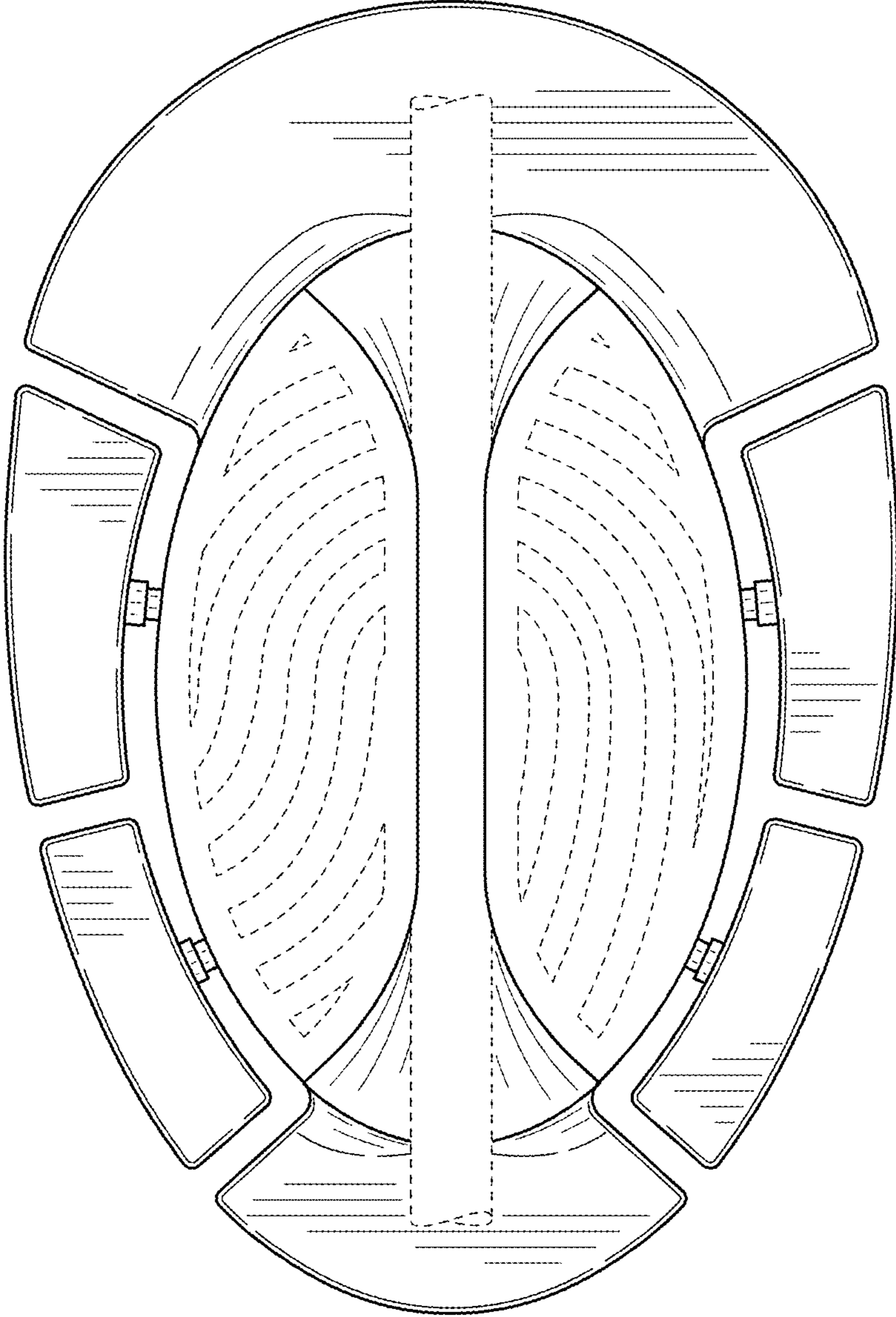


FIG. 3

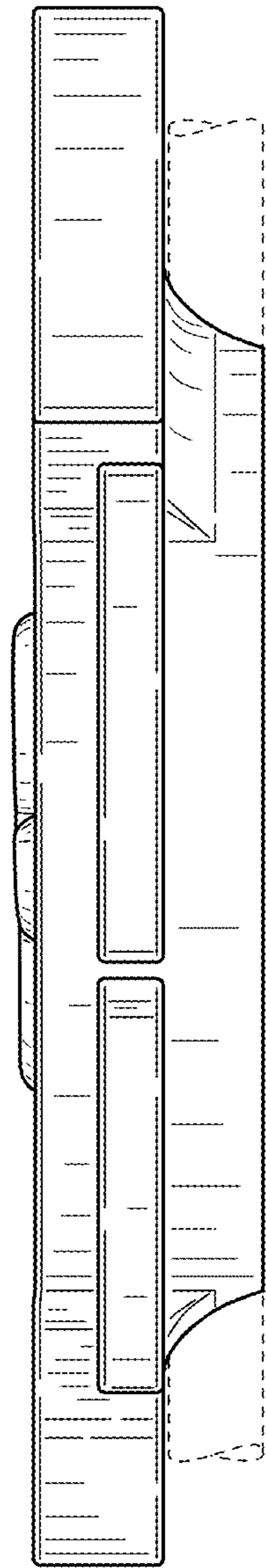


FIG. 4

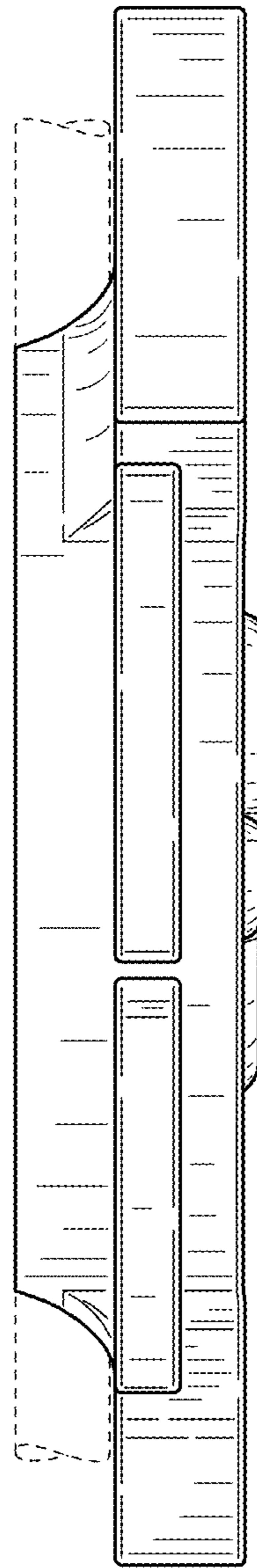


FIG. 5

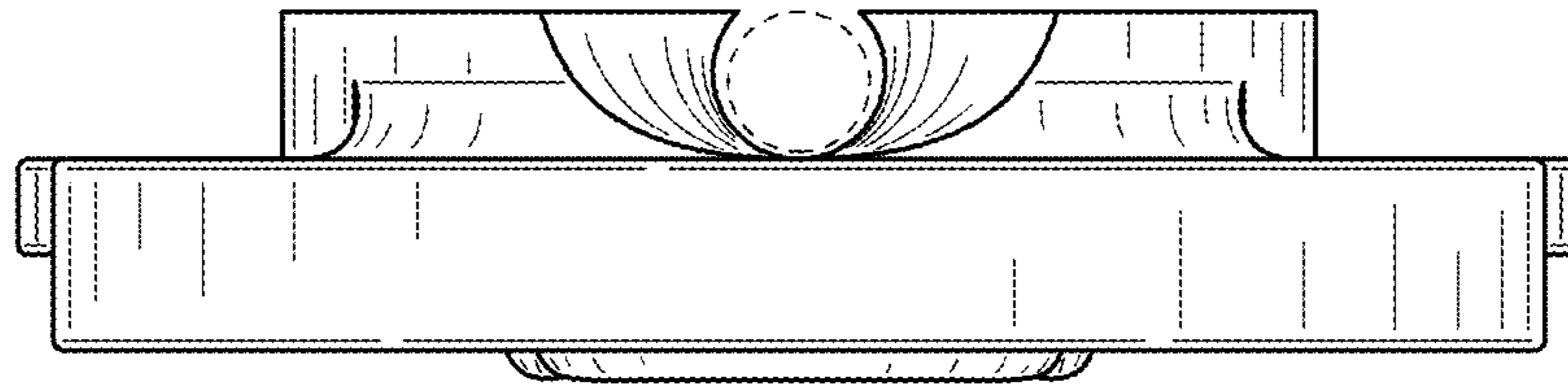


FIG. 6

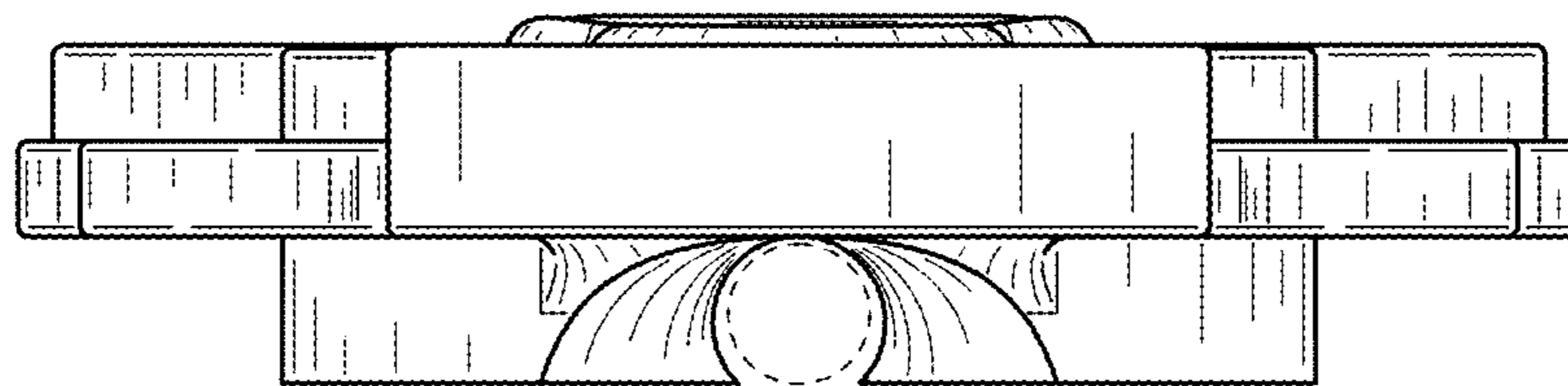


FIG. 7