



US00D885549S

(12) **United States Design Patent**  
**Cui**

(10) **Patent No.:** **US D885,549 S**

(45) **Date of Patent:** **\*\* May 26, 2020**

(54) **AROMA DIFFUSER**

D836,188 S \* 12/2018 Li ..... D23/356  
D839,405 S \* 1/2019 Hu ..... D23/366  
D844,127 S \* 3/2019 Wang ..... D23/366

(71) Applicant: **Outstanding Design and Manufacture Co., Ltd.**, Shanghai (CN)

(72) Inventor: **Shixiong Cui**, Hubei (CN)

(\*\*) Term: **15 Years**

(21) Appl. No.: **29/636,921**

(22) Filed: **Feb. 12, 2018**

(51) **LOC (12) Cl.** ..... **23-04**

(52) **U.S. Cl.**  
USPC ..... **D23/366**

(58) **Field of Classification Search**  
USPC ..... D23/314, 325, 333–336, 355–369,  
D23/386–388; D6/314; D14/209, 215,  
D14/216; D9/522, 549, 566; D20/43  
CPC . A61L 9/03; A61L 9/012; A61L 9/015; A61L  
9/037; F41J 1/01

See application file for complete search history.

(56) **References Cited**

**U.S. PATENT DOCUMENTS**

D425,785 S \* 5/2000 Hirato ..... D9/504  
D700,847 S \* 3/2014 Chapman ..... D9/724  
D729,918 S \* 5/2015 Seo ..... D23/356  
D755,361 S \* 5/2016 Osborn ..... D23/366  
D768,495 S \* 10/2016 Staab ..... D9/452  
D810,262 S \* 2/2018 Lu ..... D23/366  
D812,210 S \* 3/2018 Tang ..... D23/366  
D824,010 S \* 7/2018 Lu ..... D23/366

**OTHER PUBLICATIONS**

Outstanding Designs Aroma Diffuser reference [Apr. 23, 2019] found online [Apr. 23, 2019]—[https://www.alibaba.com/product-detail/Outstanding-design-aroma-diffuser-alivery-fragrance\\_60727977368.html](https://www.alibaba.com/product-detail/Outstanding-design-aroma-diffuser-alivery-fragrance_60727977368.html).\*

\* cited by examiner

*Primary Examiner* — Brandon M Rosati

*Assistant Examiner* — John A Voytek

(74) *Attorney, Agent, or Firm* — KA Filing LLC; Wayne V. Harper

(57) **CLAIM**

The ornamental design for an aroma diffuser, as shown and described.

**DESCRIPTION**

FIG. 1 is a top perspective view of an aroma diffuser showing my new design;

FIG. 2 is a front elevational view thereof;

FIG. 3 is a rear elevational view thereof;

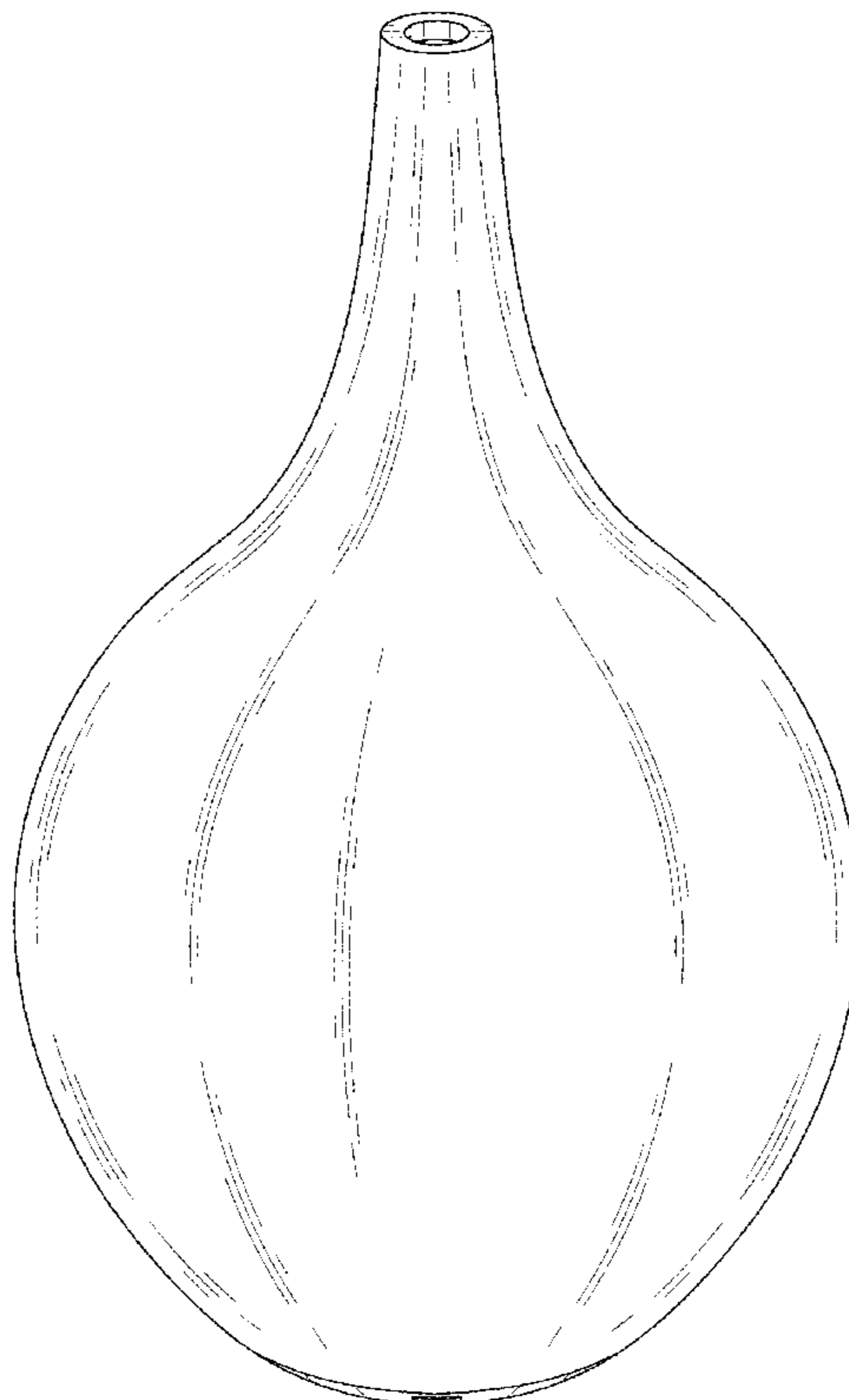
FIG. 4 is a left side view thereof;

FIG. 5 is a right side view thereof;

FIG. 6 is a top plan view thereof; and,

FIG. 7 is a bottom plan view thereof.

**1 Claim, 7 Drawing Sheets**






FIG. 1




FIG. 2




FIG. 3




FIG. 4




FIG. 5

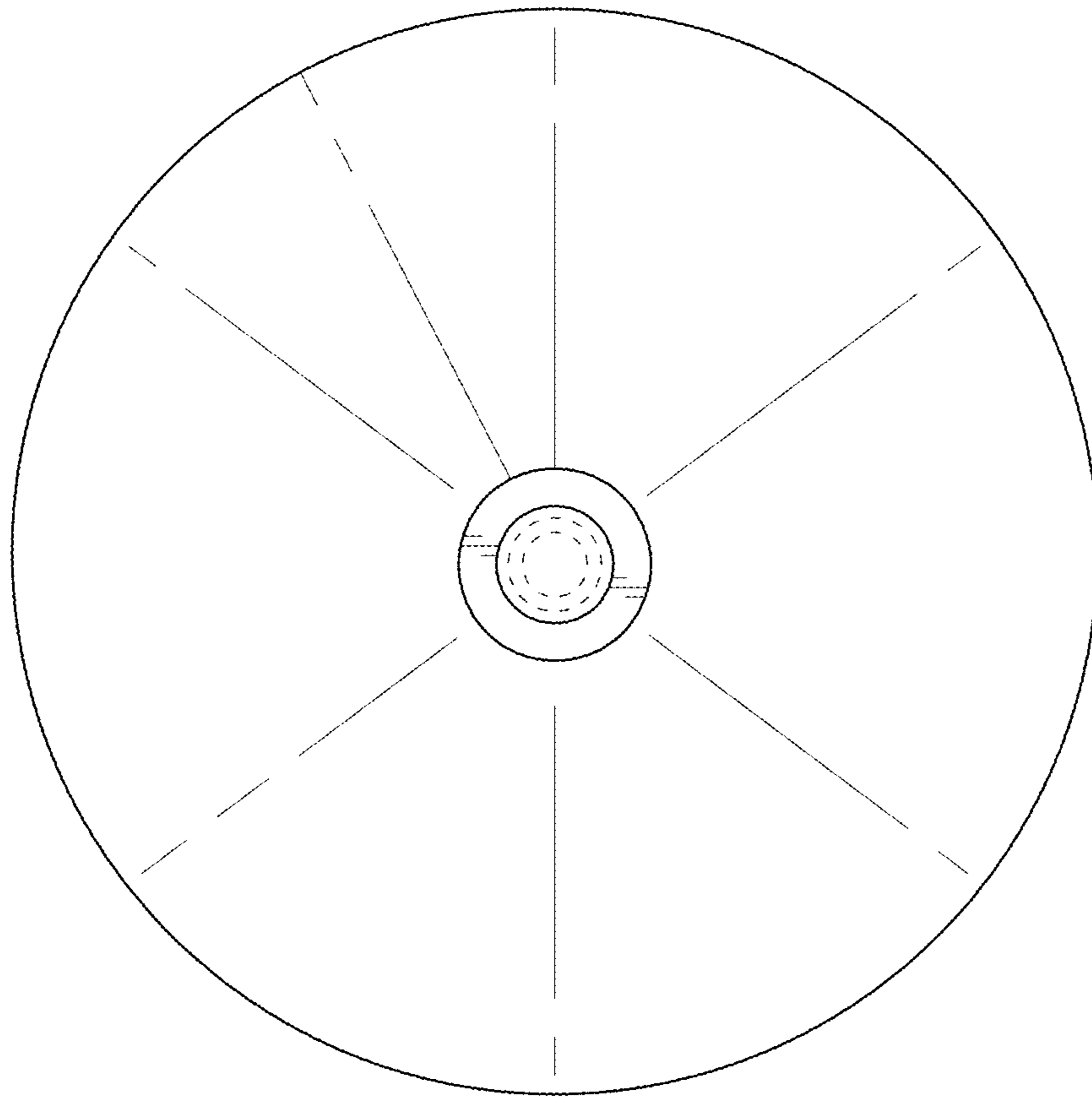


FIG. 6

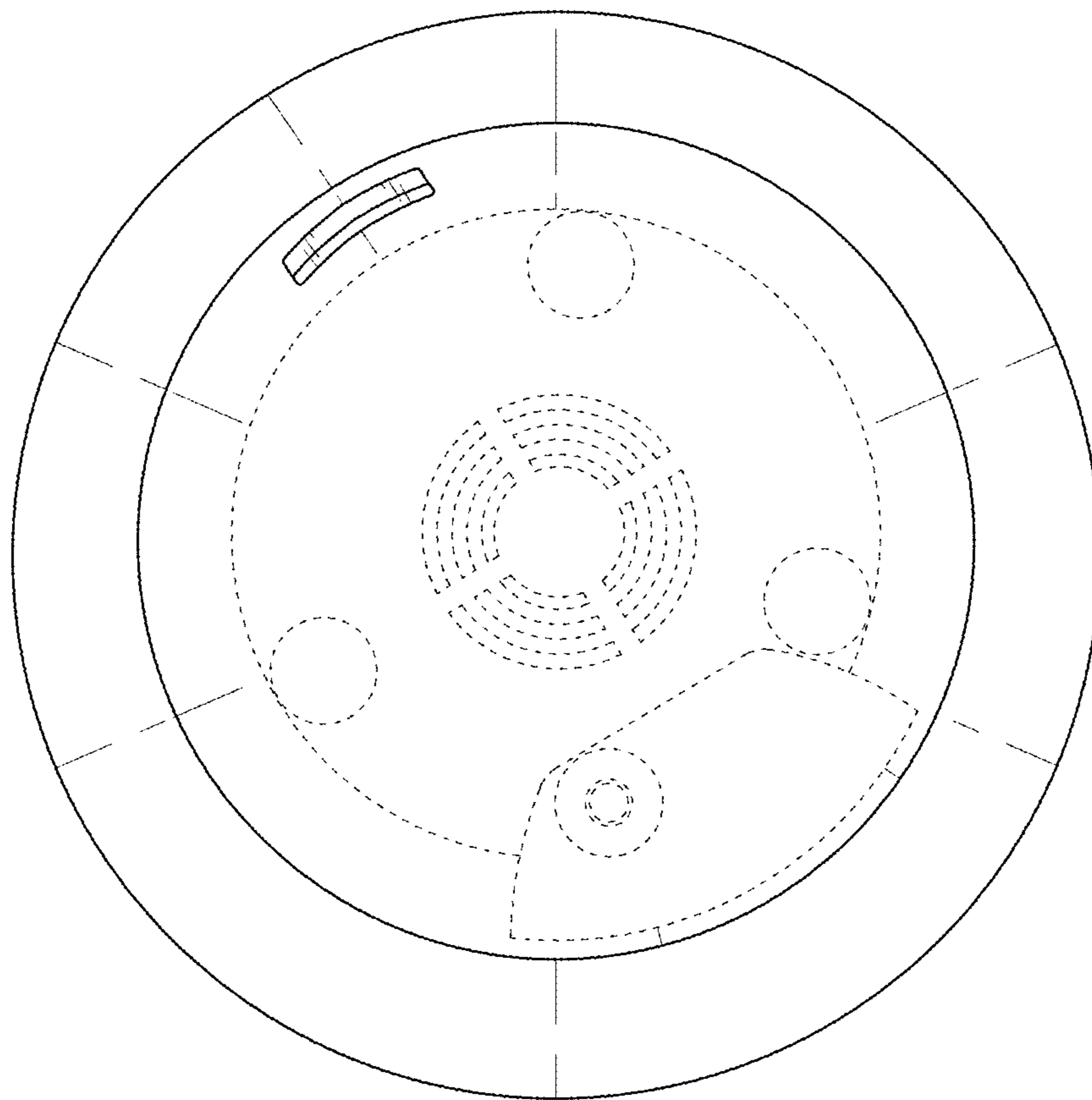


FIG. 7