



US00D885533S

(12) **United States Design Patent**
Gori et al.

(10) **Patent No.:** **US D885,533 S**

(45) **Date of Patent:** **** May 26, 2020**

- (54) **GUTTER GUARD ASSEMBLY**
- (71) Applicant: **LEAFFILTER NORTH, LLC**,
Hudson, OH (US)
- (72) Inventors: **Michael Gori**, Norton, OH (US);
Michael J. Peck, Fairlawn, OH (US);
Scott M. Garbe, Massillon, OH (US)
- (73) Assignee: **LeafFilter North, LLC**, Hudson, OH
(US)
- (**) Term: **15 Years**
- (21) Appl. No.: **29/689,749**
- (22) Filed: **May 1, 2019**

Related U.S. Application Data

- (62) Division of application No. 29/647,692, filed on May 15, 2018.
- (51) **LOC (12) Cl.** **23-01**
- (52) **U.S. Cl.**
USPC **D23/267**
- (58) **Field of Classification Search**
USPC D23/209, 259–261, 267–268, 365;
D25/102, 119–126, 128, 133, 139,
D25/141–142, 164; 52/11–16, 60, 97–98;
D8/377, 381
CPC E04C 3/00; E04C 2/38; E04C 3/18
See application file for complete search history.

(56) **References Cited**

U.S. PATENT DOCUMENTS

- D239,827 S * 5/1976 Howells D25/142
- 4,959,932 A * 10/1990 Pfeifer E04D 13/076
52/12
- 5,406,754 A * 4/1995 Cosby E04D 13/076
52/12
- D523,110 S * 6/2006 Anderson D23/209
- 7,310,912 B2 * 12/2007 Lenney E04D 13/076
210/162

- 7,975,435 B2 * 7/2011 Lenney E04D 13/076
52/11
- D683,827 S * 6/2013 Ealer, Sr. D23/267
- 8,479,454 B2 * 7/2013 Lenney E04D 13/076
248/48.1
- 8,720,122 B1 * 5/2014 Feldhaus E04D 13/076
52/12

(Continued)

OTHER PUBLICATIONS

How LeafFilter Gutter Protection Works; YouTube Video Frame 0:29/1:13; Published Mar. 2, 2018; Visited Online Oct. 14, 2019; https://www.youtube.com/watch?v=c_PbwyiOXe0 (Year: 2018).*

Primary Examiner — Amy C Wierenga

(74) *Attorney, Agent, or Firm* — Benesch, Friedlander, Coplan & Aronoff LLP

(57) **CLAIM**

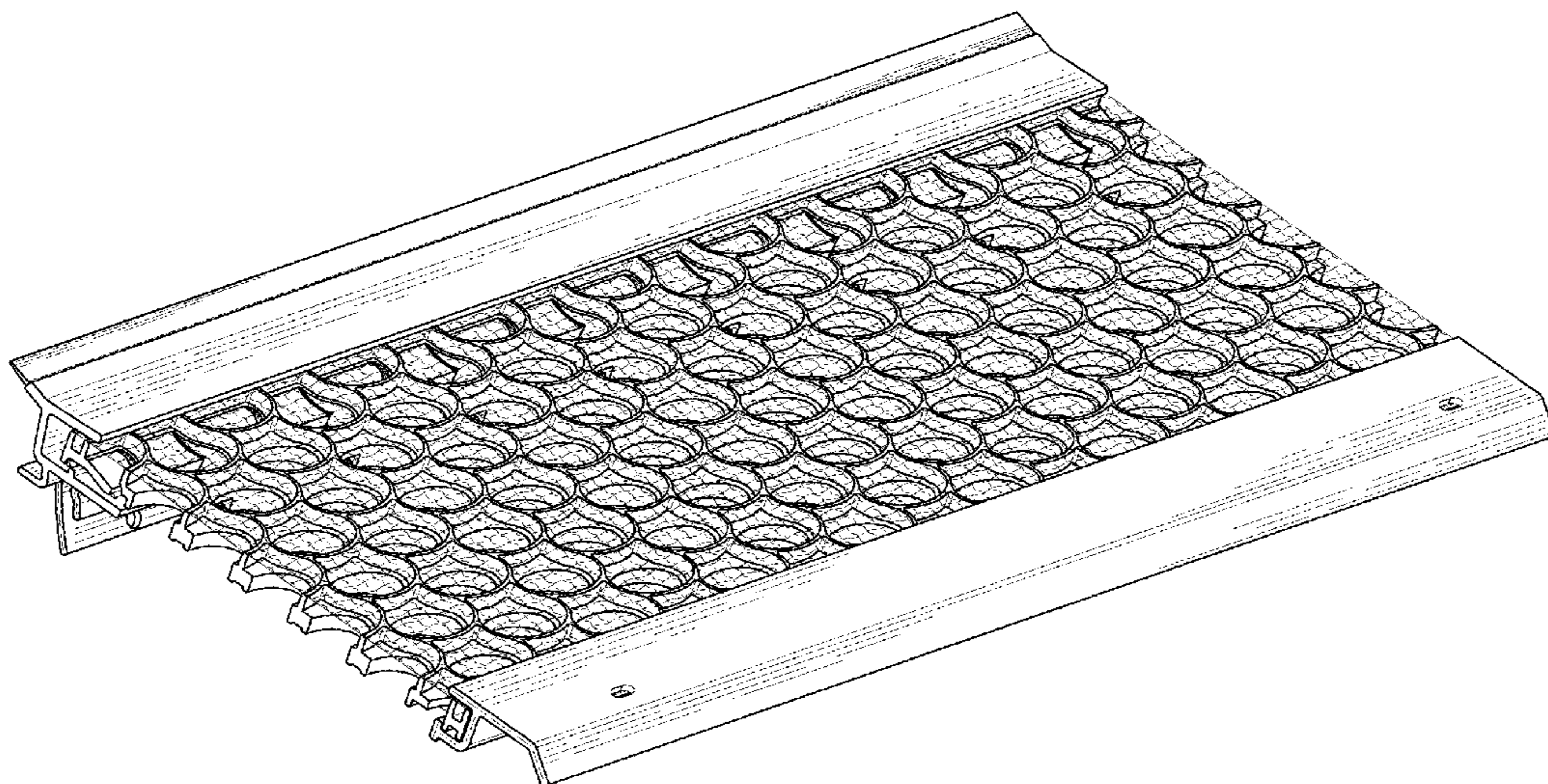
The ornamental design for a gutter guard assembly, as shown and described.

DESCRIPTION

FIG. 1 is a perspective view of a gutter guard assembly; FIG. 2 is a top plan view of the gutter guard assembly of FIG. 1; FIG. 3 is a bottom plan view of the gutter guard assembly of FIG. 1; FIG. 4 is a left-side elevation view of the gutter guard assembly of FIG. 1; FIG. 5 is a right-side elevation view of the gutter guard assembly of FIG. 1; FIG. 6 is a front elevation view of the gutter guard assembly of FIG. 1; and, FIG. 7 is a rear elevation view of the gutter guard assembly of FIG. 1.

The broken lines shown in the drawings depict portions of the gutter guard assembly that form no part of the claim.

1 Claim, 5 Drawing Sheets



(56)

References Cited

U.S. PATENT DOCUMENTS

D722,682 S * 2/2015 Fox D23/267
9,010,030 B2 * 4/2015 Davis E04D 13/076
52/11
2011/0067318 A1 * 3/2011 Lenney E04D 13/076
52/12
2012/0110923 A1 * 5/2012 Robins E04D 13/076
52/12
2015/0033638 A1 * 2/2015 Davis E04D 13/076
52/12
2018/0274239 A1 * 9/2018 Cullen E04D 13/076

* cited by examiner

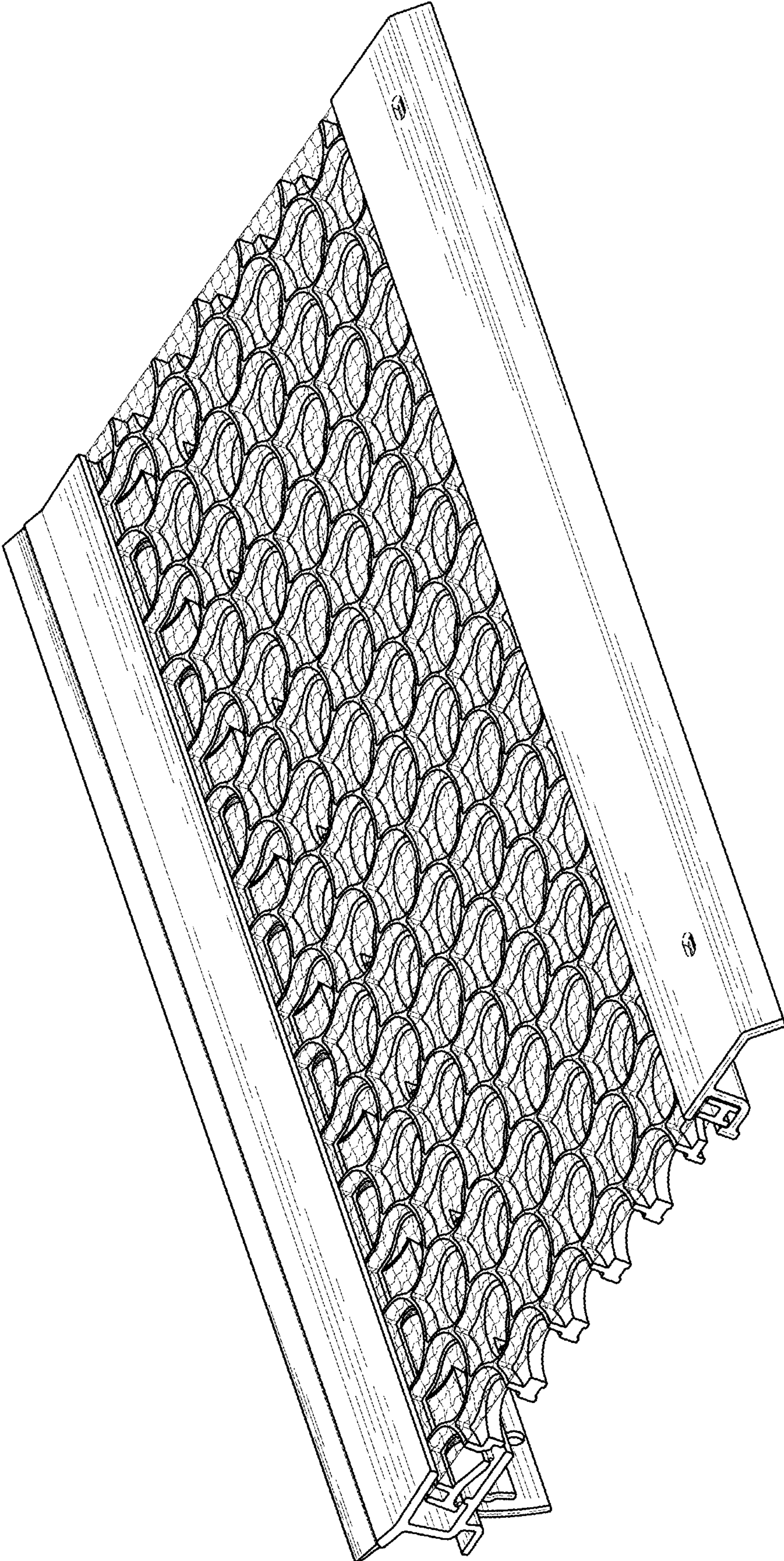


FIG. 1




FIG. 2

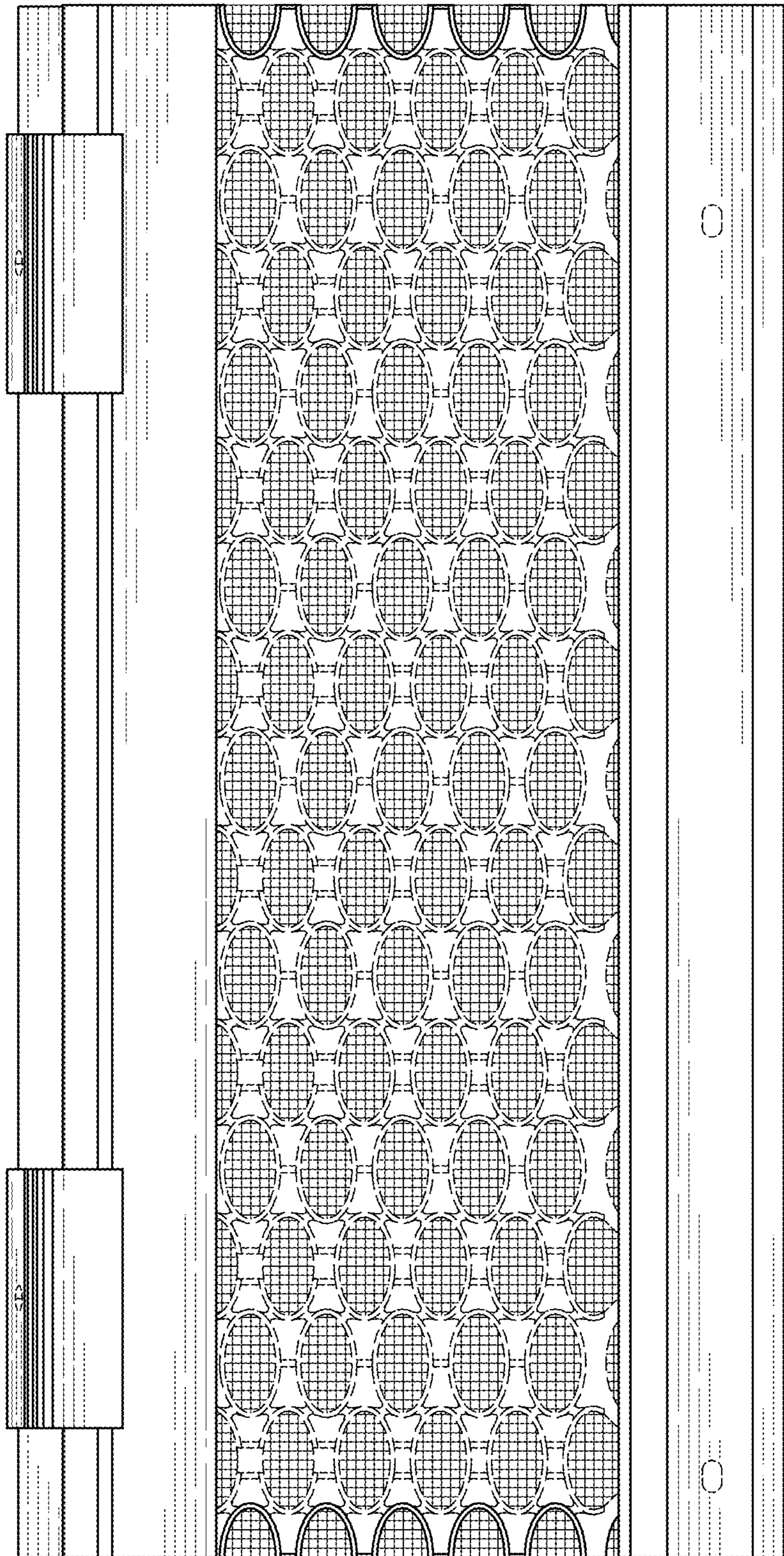


FIG. 3

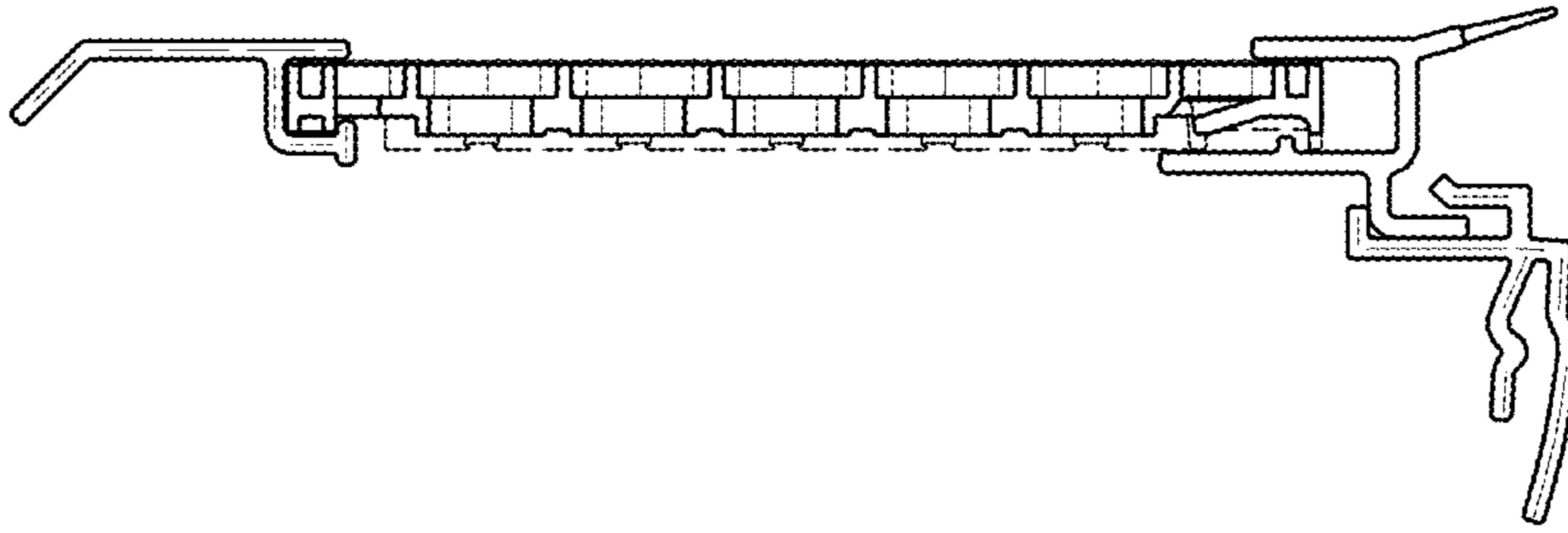


FIG. 5

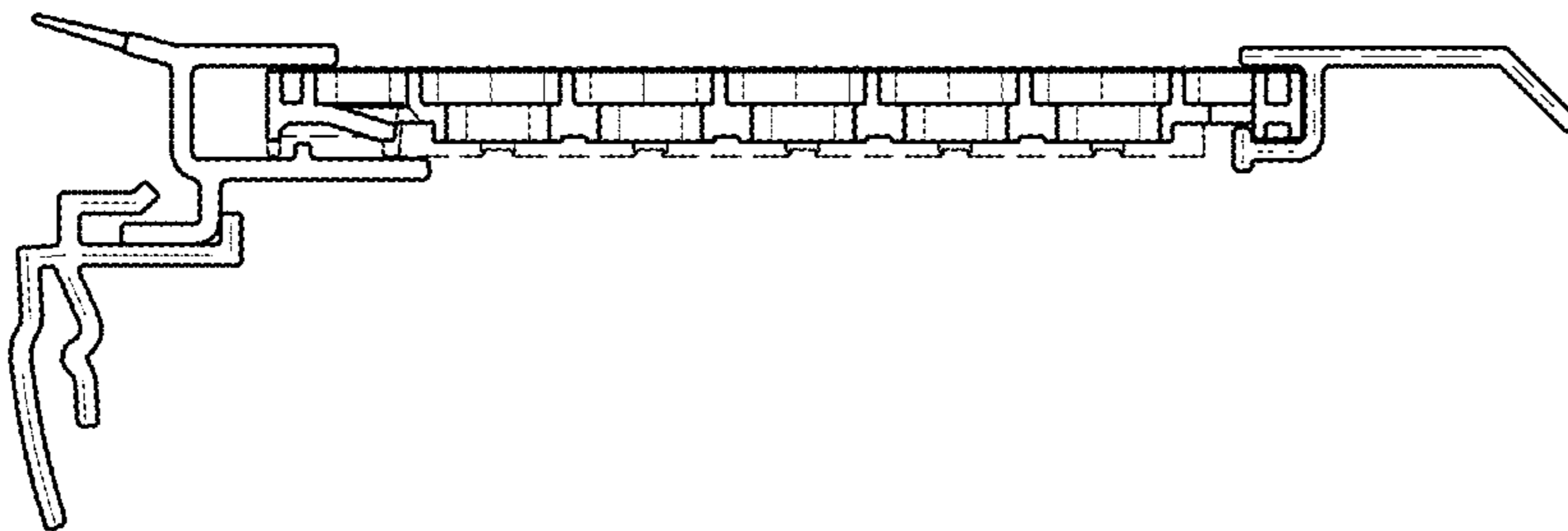


FIG. 4




FIG. 6




FIG. 7