



US00D885506S

(12) **United States Design Patent**
Nishino

(10) **Patent No.:** **US D885,506 S**

(45) **Date of Patent:** **** May 26, 2020**

(54) **GOLF CLUB HEAD**

(71) Applicant: **SUMITOMO RUBBER INDUSTRIES, LTD.**, Kobe-shi, Hyogo (JP)

(72) Inventor: **Takumi Nishino**, Kobe (JP)

(73) Assignee: **SUMITOMO RUBBER INDUSTRIES, LTD.**, Kobe-Shi, Hyogo (JP)

(**) Term: **15 Years**

(21) Appl. No.: **29/676,216**

(22) Filed: **Jan. 9, 2019**

(30) **Foreign Application Priority Data**

Oct. 16, 2018 (JP) 2018-022659

(51) **LOC (12) Cl.** **21-02**

(52) **U.S. Cl.**
USPC **D21/759**

(58) **Field of Classification Search**
USPC D21/747-751, 759
CPC A63B 53/00; A63B 53/02; A63B 53/04;
A63B 53/047; A63B 53/0475; A63B
2053/0479; A63B 2053/0483; A63B
2053/0445; A63B 60/00; A63B 60/46
See application file for complete search history.

(56) **References Cited**

U.S. PATENT DOCUMENTS

D337,143 S * 7/1993 Lo D21/750
D343,435 S * 1/1994 Poincenot D21/750
D589,106 S * 3/2009 Oldknow D21/759
D619,184 S * 7/2010 Llewellyn D21/759

D762,792 S * 8/2016 Oliveiro D21/747
D773,574 S * 12/2016 Oliveiro D21/747
9,616,304 B2 * 4/2017 Deshmukh B21K 17/00
D829,837 S * 10/2018 Wolfe D21/747
D832,953 S * 11/2018 Bacon D21/747
D845,412 S * 4/2019 Boggs D21/747
D855,129 S * 7/2019 Oliveiro D21/747
D856,450 S * 8/2019 Milleman D21/747
D859,547 S * 9/2019 Stokke D21/747

* cited by examiner

Primary Examiner — Mitchell I. Siegel

(74) *Attorney, Agent, or Firm* — Birch, Stewart, Kolasch & Birch, LLP

(57) **CLAIM**

The ornamental design for a golf club head, as shown and described.

DESCRIPTION

FIG. 1 is a perspective view of a golf club head showing my new design;
FIG. 2 is a front view thereof;
FIG. 3 is a back view thereof;
FIG. 4 is a top view thereof;
FIG. 5 is a bottom view thereof;
FIG. 6 is a right view thereof;
FIG. 7 is a left view thereof; and,
FIG. 8 is an enlarged cross sectional view taken on line 8-8 of FIG. 3.

The broken lines shown in the figures are for illustrative purposes only and form no part of the claimed design. The dot-dash broken lines shown in the figures are to indicate a boundary between a claimed design and disclaimed portion, and those are not a part of a claimed design or disclaimed portion.

1 Claim, 8 Drawing Sheets

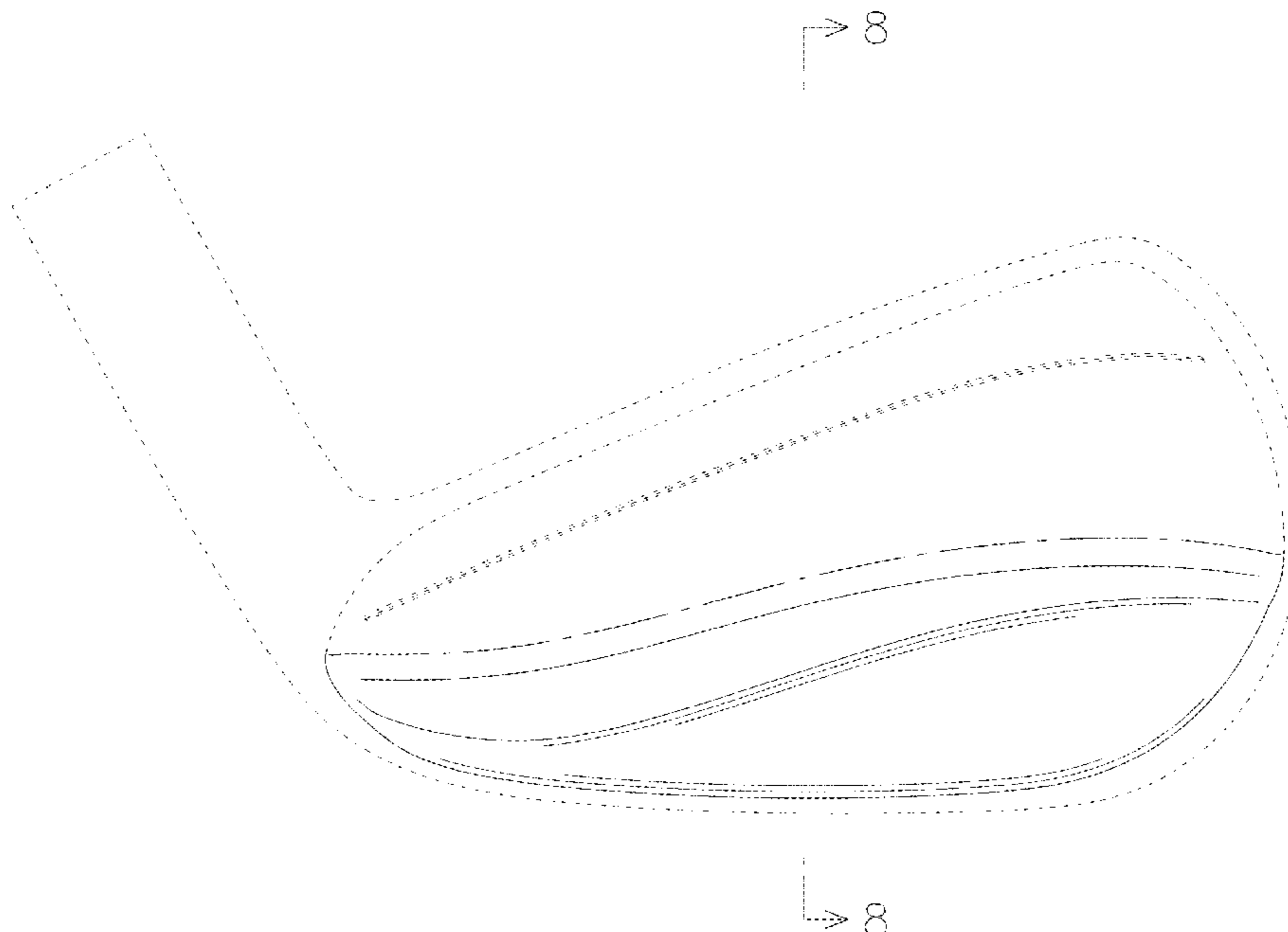


Fig. 1

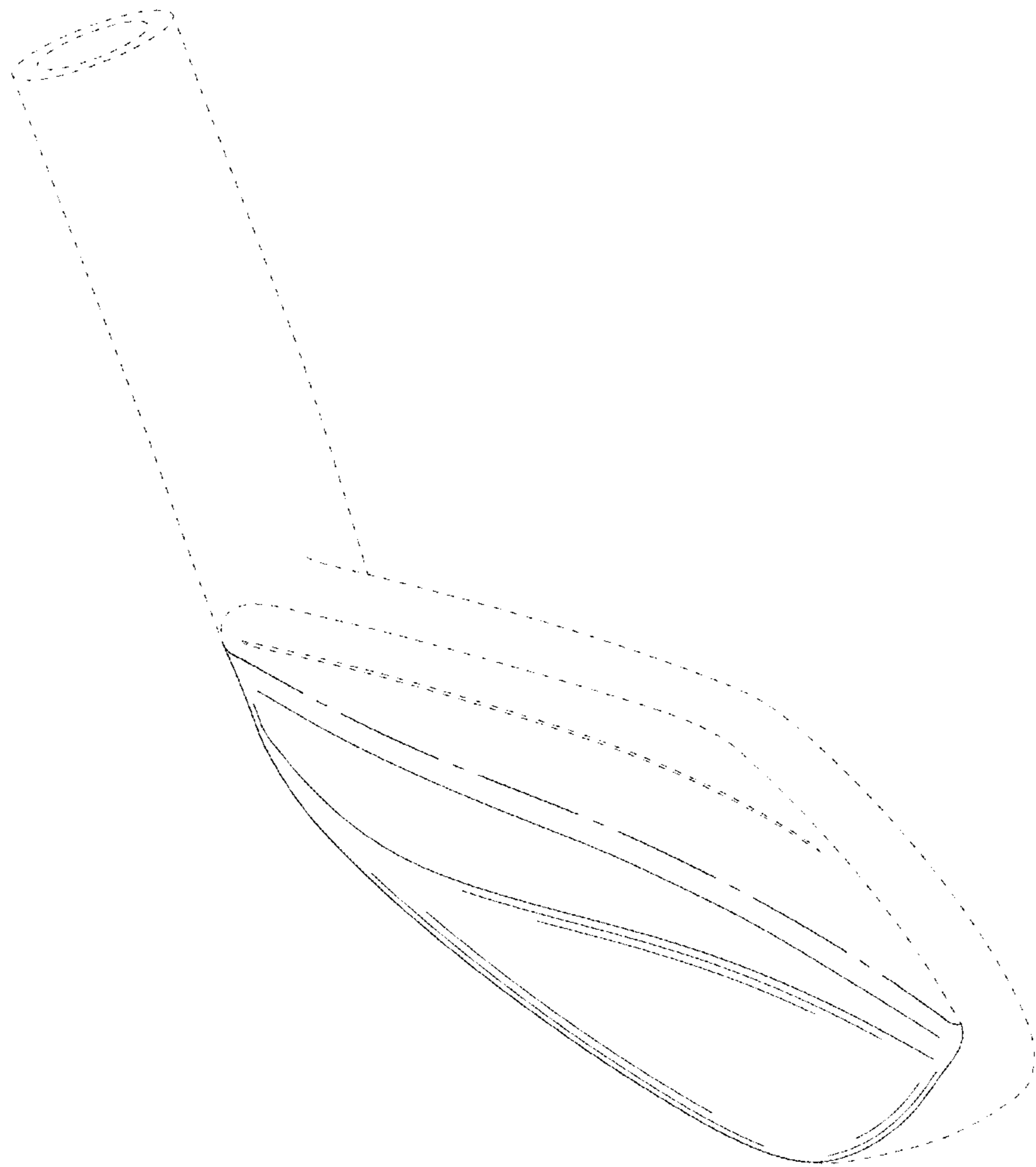


Fig. 2




Fig. 3

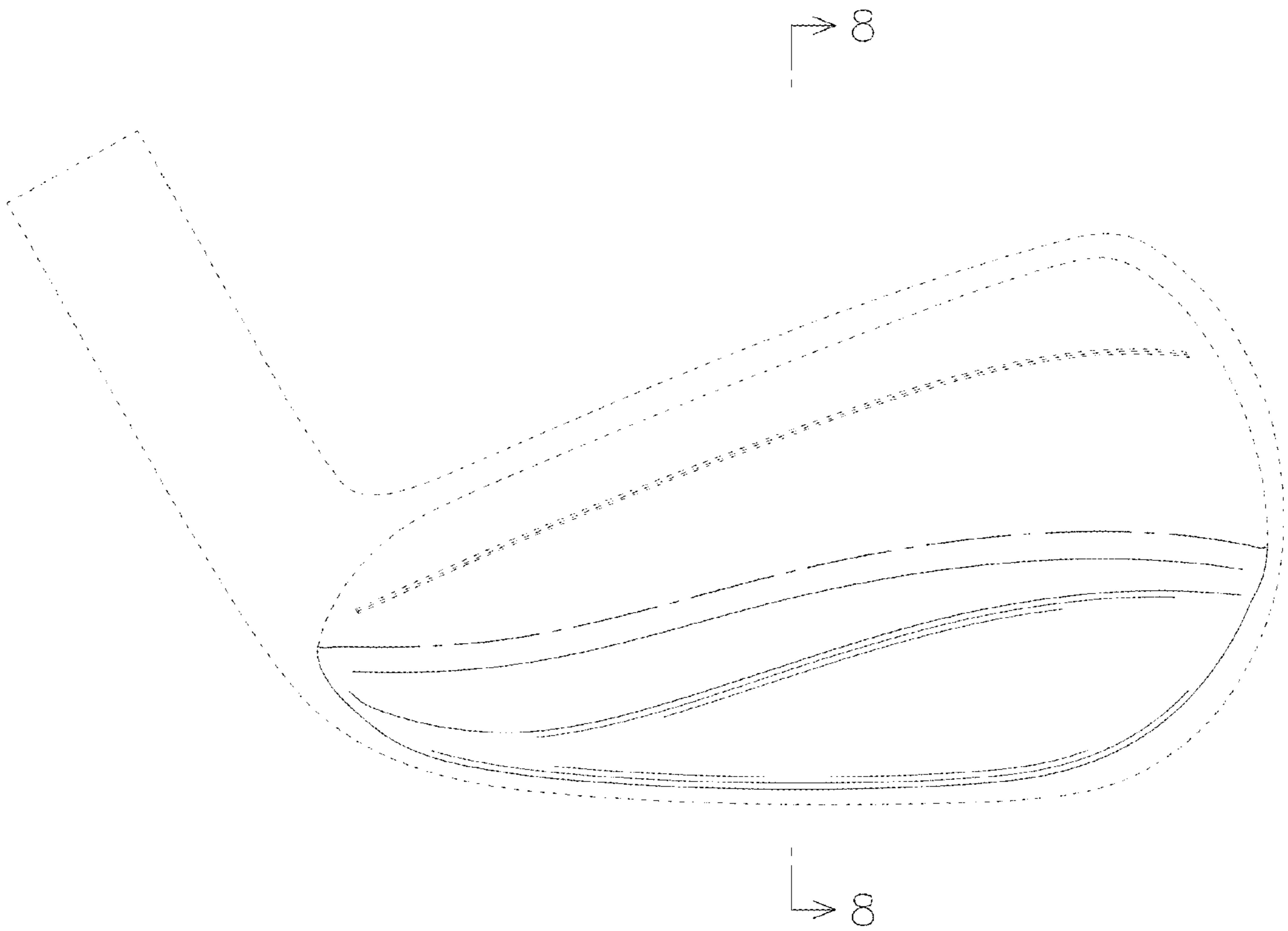


Fig. 4

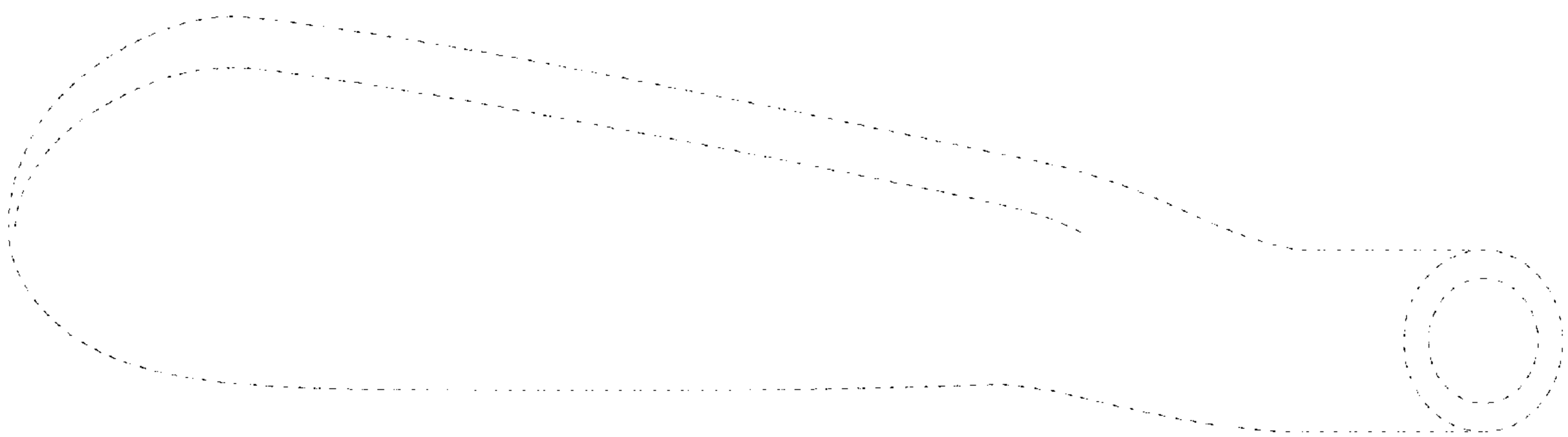


Fig. 5

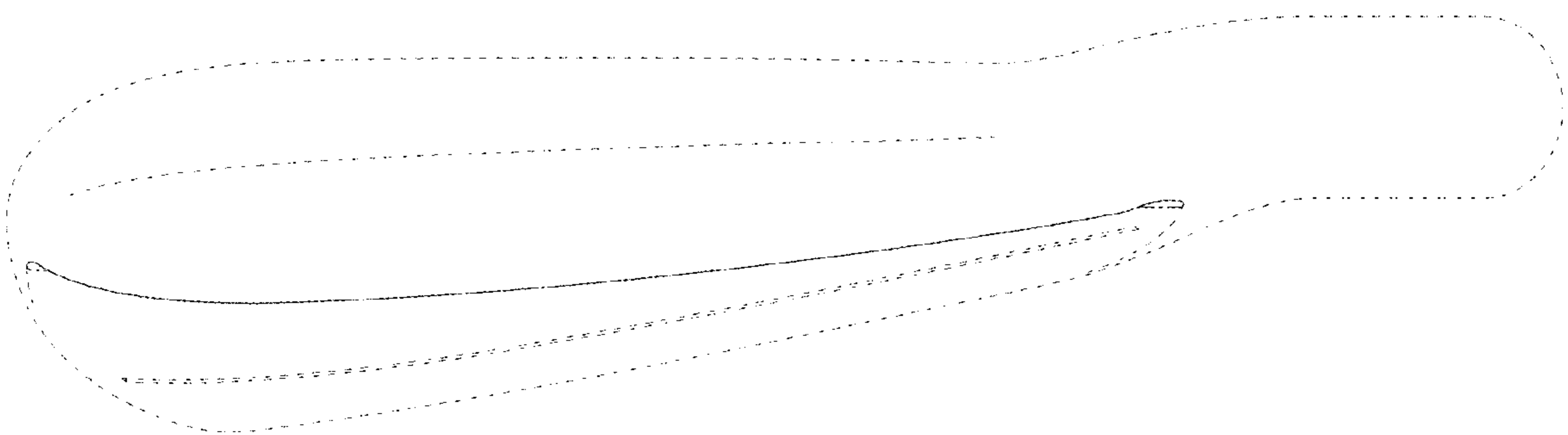


Fig. 6

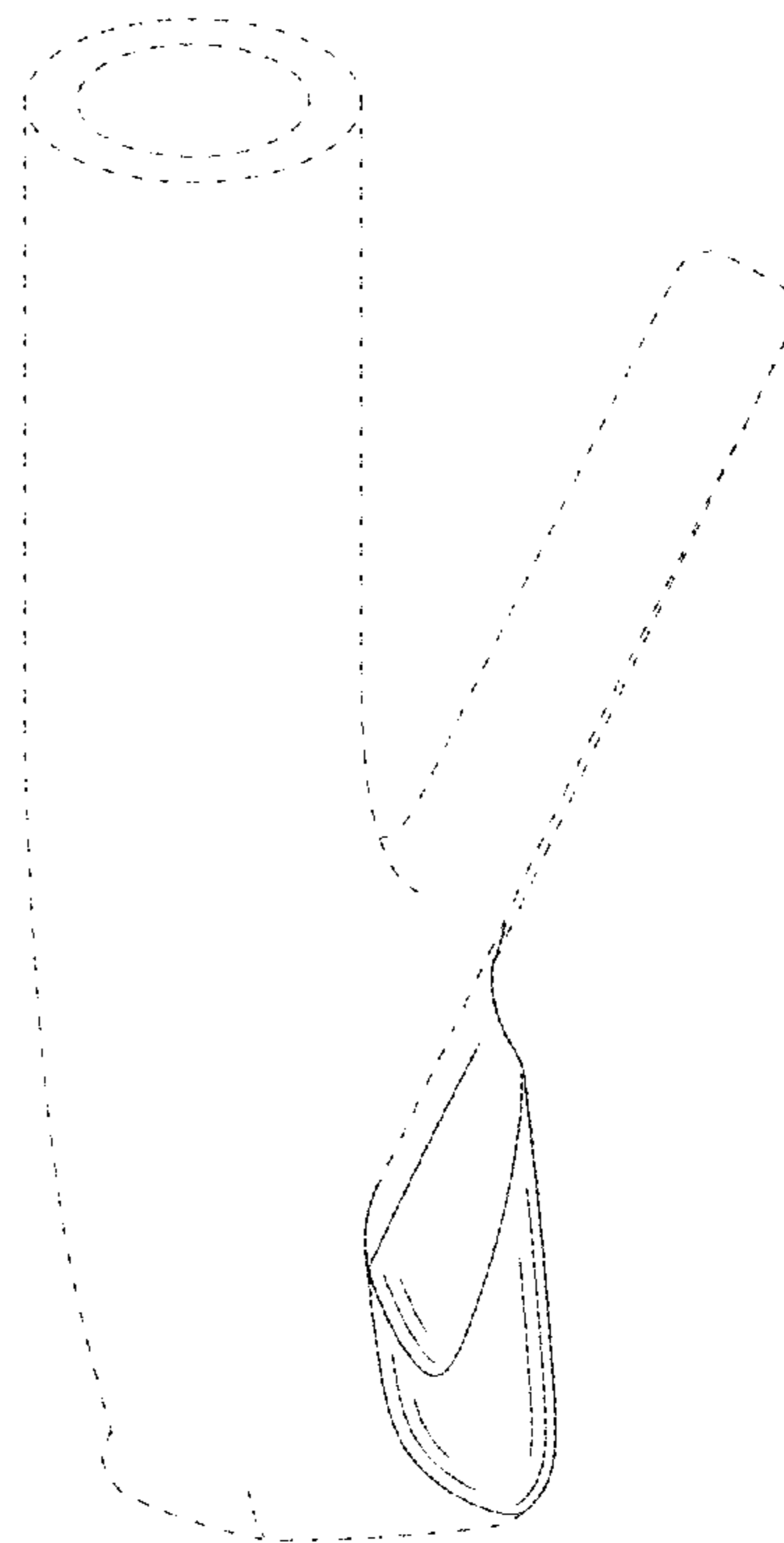


Fig. 7

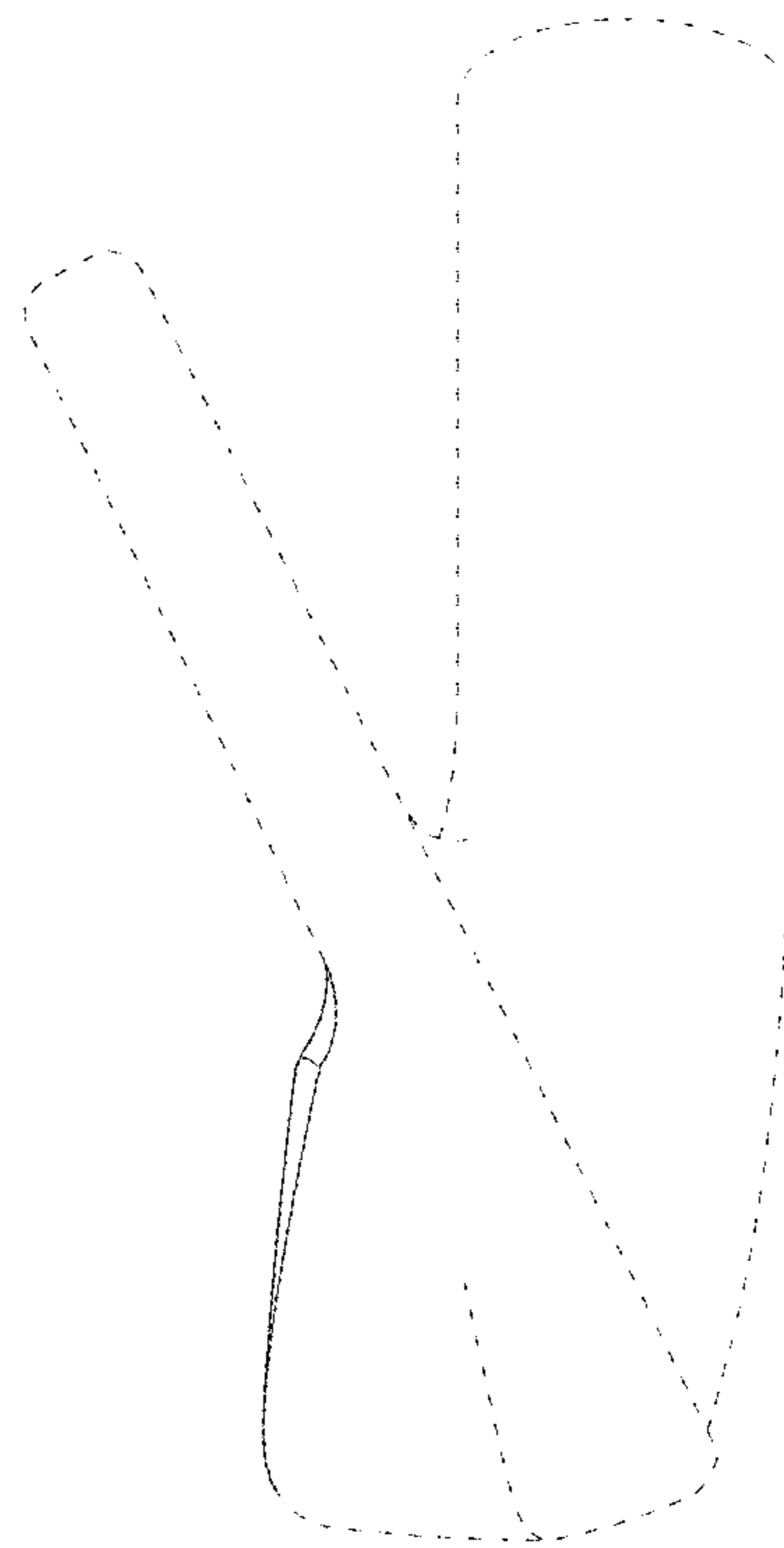


Fig. 8

