



US00D885505S

(12) **United States Design Patent** (10) **Patent No.:** **US D885,505 S**
Fay (45) **Date of Patent:** **** May 26, 2020**

(54) **GOLF CLUB HEAD FOR A PUTTER**
(71) Applicant: **Bernard Fay**, Des Plaines, IL (US)
(72) Inventor: **Bernard Fay**, Des Plaines, IL (US)
(**) Term: **15 Years**
(21) Appl. No.: **29/663,157**
(22) Filed: **Sep. 12, 2018**
(51) **LOC (12) Cl.** **21-02**
(52) **U.S. Cl.**
USPC **D21/759**; D21/742
(58) **Field of Classification Search**
USPC D21/736-746, 759
CPC A63B 53/00; A63B 53/04; A63B 53/007;
A63B 53/065; A63B 53/0487; A63B
60/00; A63B 60/46
See application file for complete search history.

D735,827 S * 8/2015 Glod D21/759
D741,428 S * 10/2015 Wong D21/745
D791,254 S * 7/2017 Ramsauer D21/744
D846,672 S * 4/2019 Rollinson D21/744
D852,299 S * 6/2019 Payne D21/736

* cited by examiner

Primary Examiner — Mitchell I. Siegel
(74) *Attorney, Agent, or Firm* — Richards Patent Law P.C.

(56) **References Cited**

U.S. PATENT DOCUMENTS

D257,870 S * 1/1981 MacDougall D21/739
D401,991 S * 12/1998 Collins D21/744
D572,325 S * 7/2008 Baer D21/746
D643,894 S * 8/2011 Price D21/744
D645,923 S * 9/2011 Price D21/736
D681,756 S * 5/2013 Wong D21/744
8,771,095 B2 * 7/2014 Beach A63B 53/0487
473/226
9,022,875 B2 * 5/2015 Wong A63B 53/0466
473/249

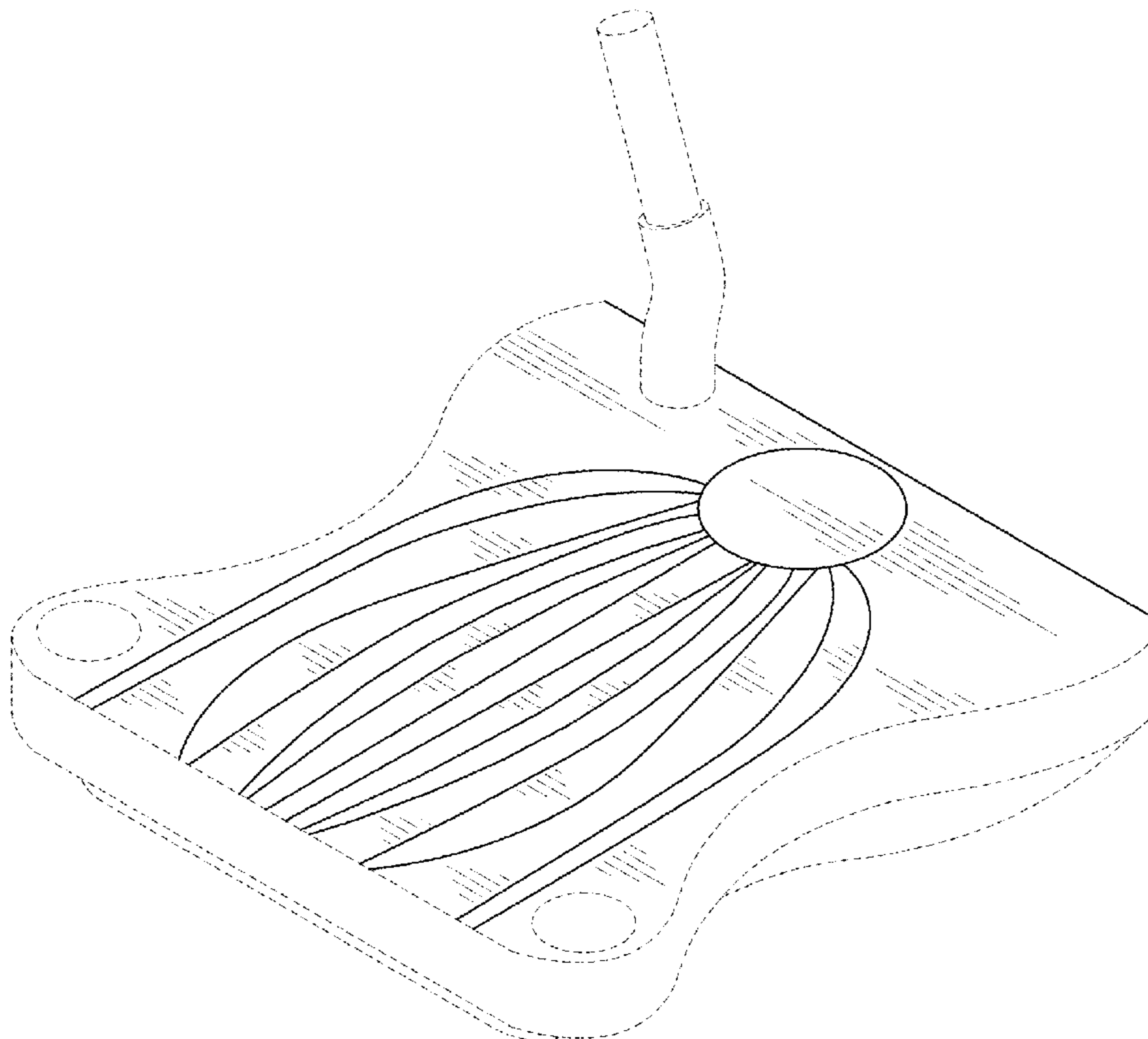
(57) **CLAIM**

The ornamental design for a golf club head for a putter, as shown and described.

DESCRIPTION

FIG. 1 is an isometric view of a golf club head for a putter showing my new design;
FIG. 2 is a top view thereof;
FIG. 3 is a bottom view thereof;
FIG. 4 is a back view thereof;
FIG. 5 is front view thereof;
FIG. 6 is a right side view thereof; and,
FIG. 7 is a left side view thereof.
The broken lines shown are included for the purpose of illustrating unclaimed subject matter and forms no part of the claimed design.

1 Claim, 5 Drawing Sheets



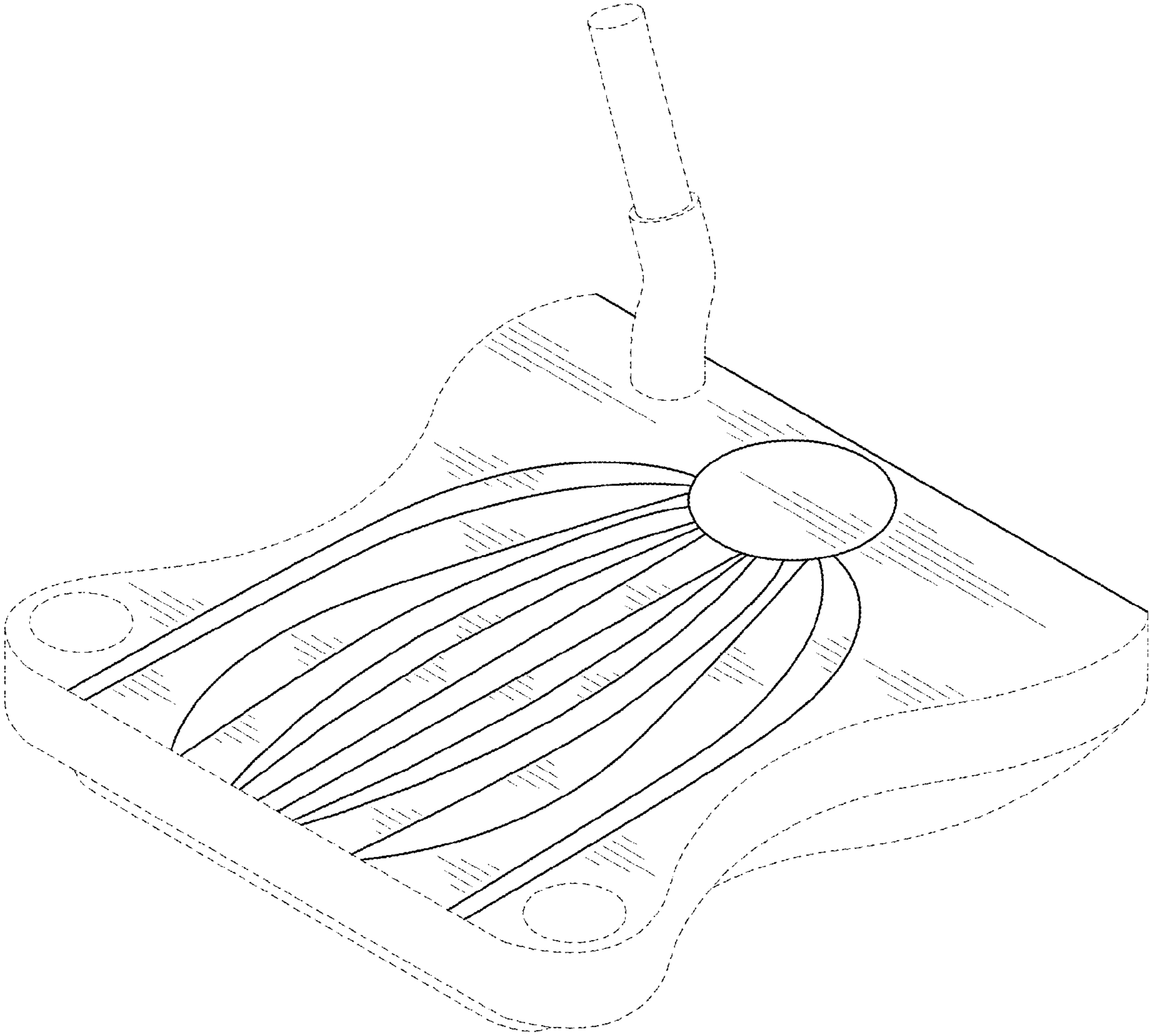


FIG. 1

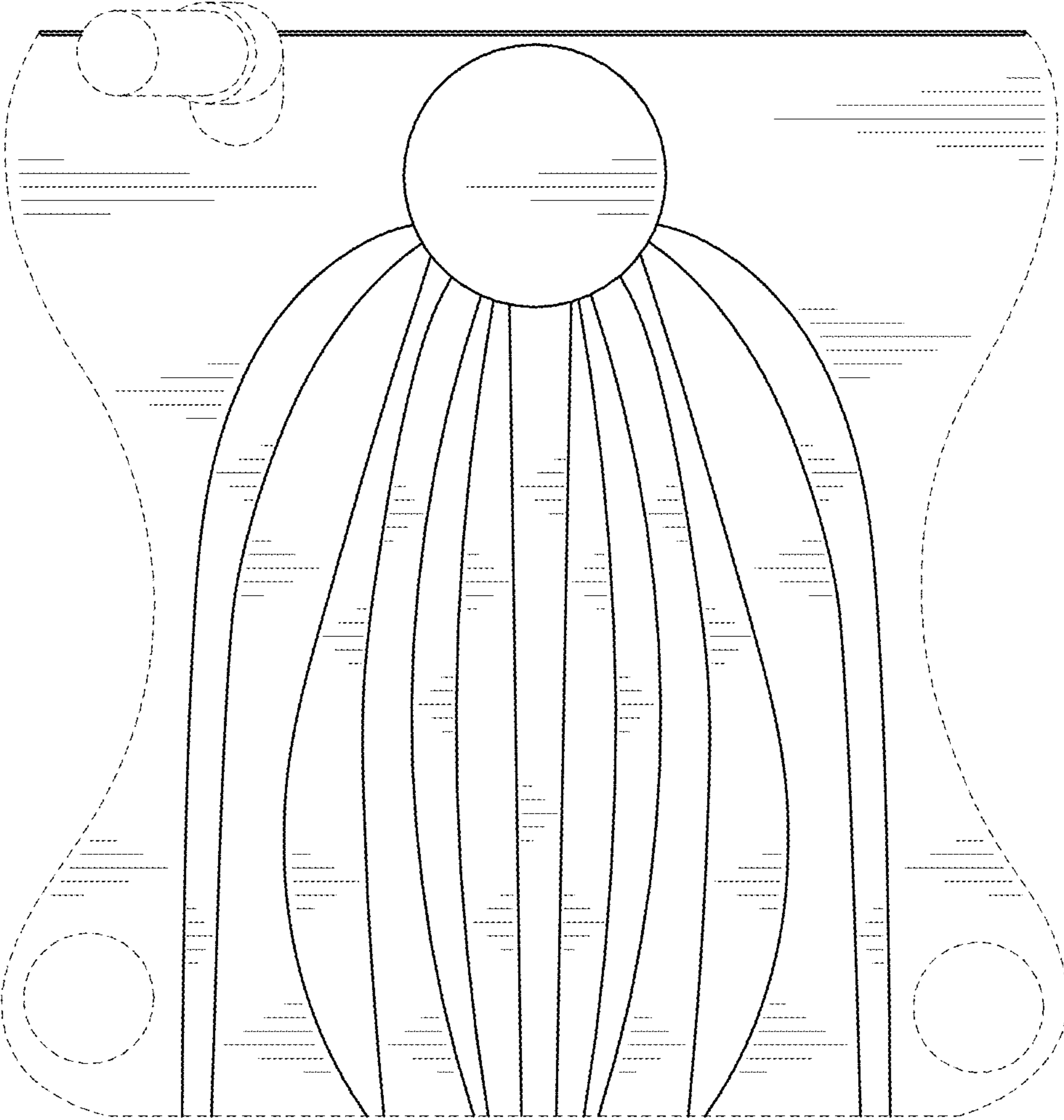


FIG. 2




FIG. 3

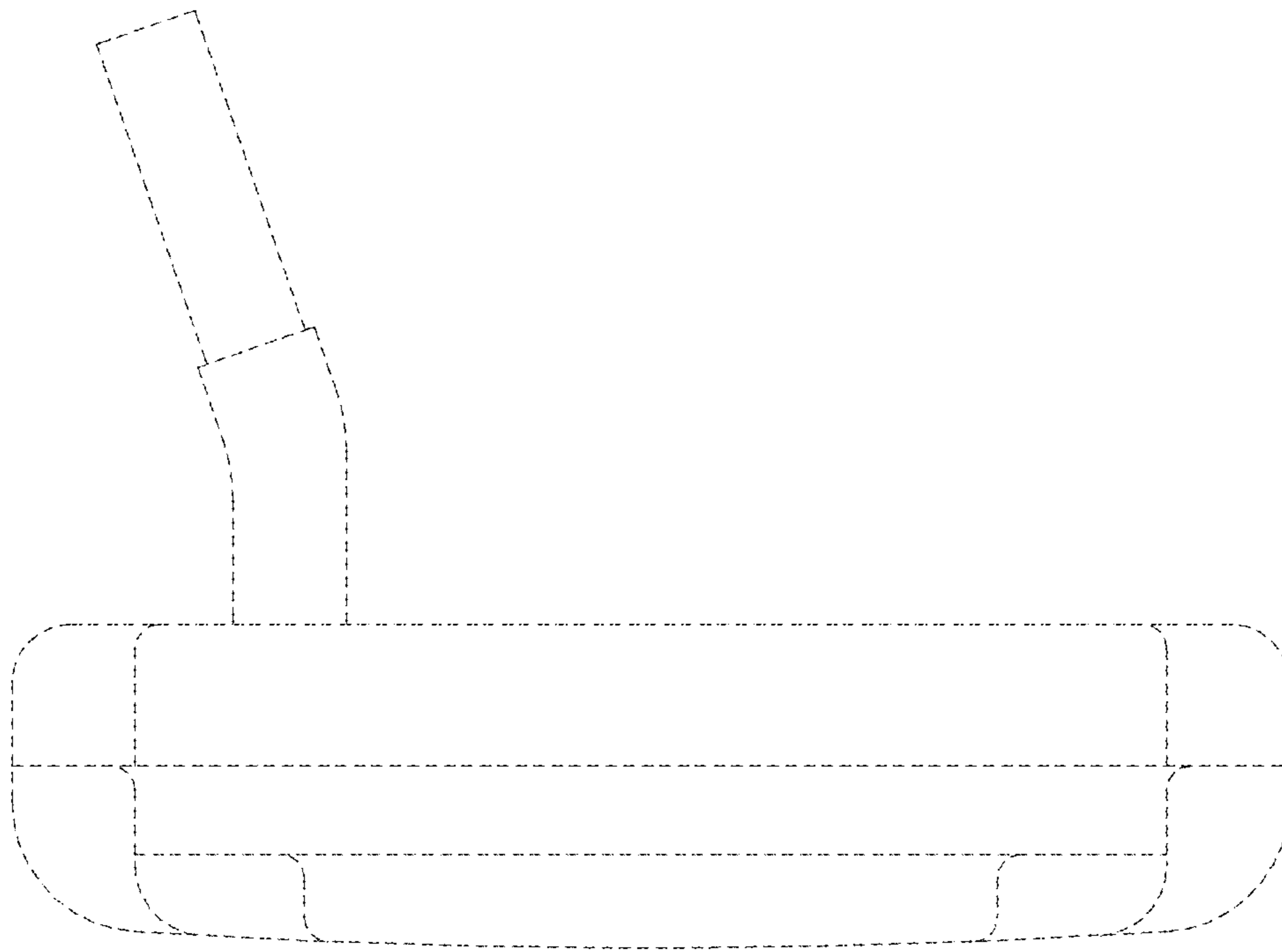


FIG. 4

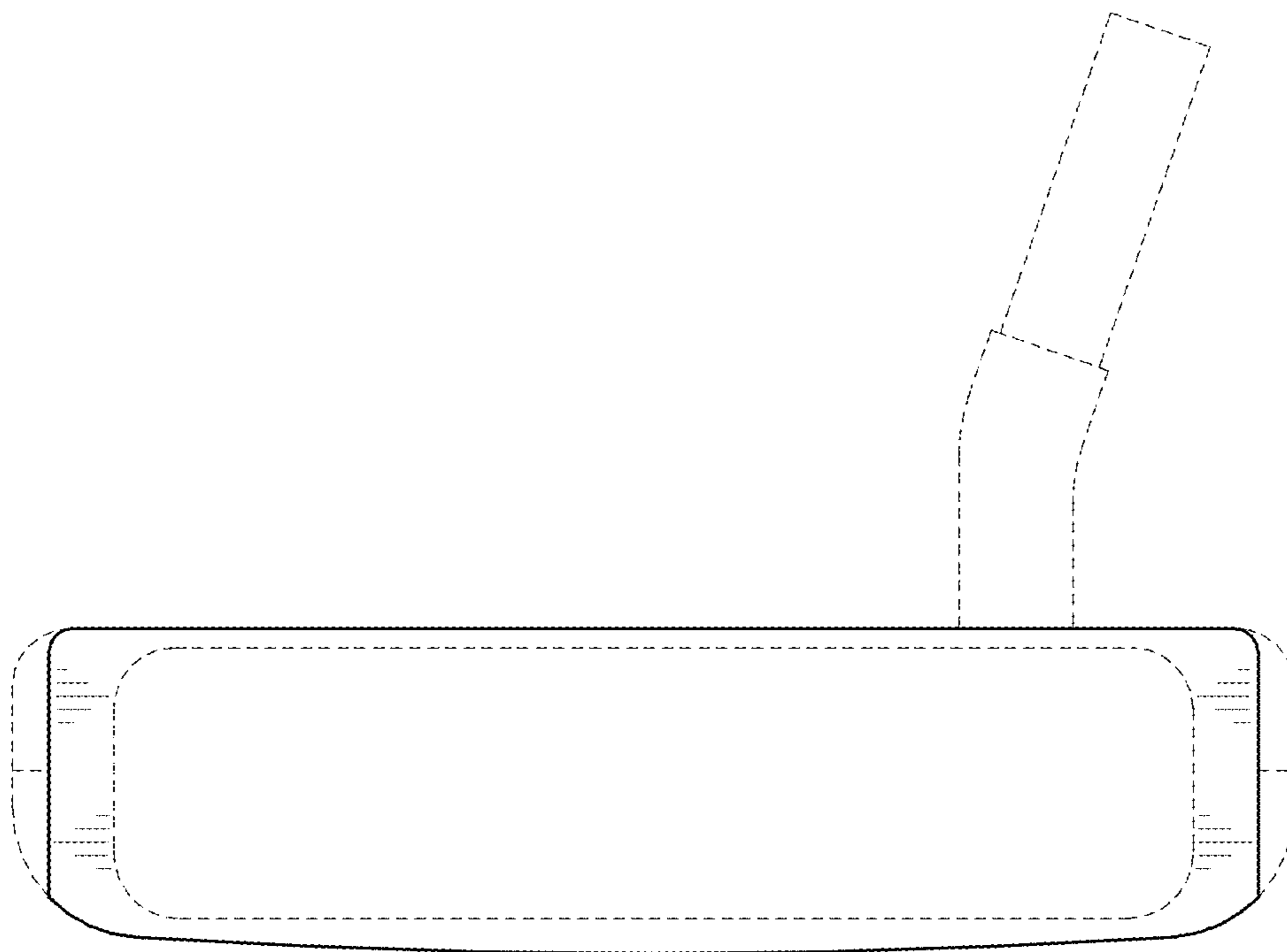


FIG. 5



FIG. 6




FIG. 7