



US00D885503S

(12) **United States Design Patent**  
**Tsuchihashi**

(10) **Patent No.:** **US D885,503 S**

(45) **Date of Patent:** **\*\* May 26, 2020**

(54) **GOLF CLUB HEAD**

(71) Applicant: **SUMITOMO RUBBER INDUSTRIES, LTD.**, Kobe-shi, Hyogo (JP)

(72) Inventor: **Satoko Tsuchihashi**, Kobe (JP)

(73) Assignee: **SUMITOMO RUBBER INDUSTRIES, LTD.**, Kobe-Shi, Hyogo (JP)

(\*\*) Term: **15 Years**

(21) Appl. No.: **29/676,211**

(22) Filed: **Jan. 9, 2019**

(30) **Foreign Application Priority Data**

Aug. 30, 2018 (JP) ..... 2018-018854

(51) **LOC (12) Cl.** ..... **21-02**

(52) **U.S. Cl.**  
USPC ..... **D21/752**

(58) **Field of Classification Search**  
USPC ..... D21/733, 752, 759  
CPC ..... A63B 53/00; A63B 53/04; A63B 53/0466;  
A63B 2053/002; A63B 2053/0445; A63B  
2053/0433; A63B 2053/0491; A63B  
2053/0437; A63B 60/00; A63B 60/46  
See application file for complete search history.

(56) **References Cited**

**U.S. PATENT DOCUMENTS**

D519,590 S \* 4/2006 Kawami ..... D21/752  
D574,049 S \* 7/2008 Kadoya ..... D21/759  
D589,103 S \* 3/2009 Kohno ..... D21/759  
D592,259 S \* 5/2009 Ferguson ..... D21/752  
D621,892 S \* 8/2010 Kohno ..... D21/752

D622,337 S \* 8/2010 Kohno ..... D21/752  
D622,338 S \* 8/2010 Kohno ..... D21/752  
D622,339 S \* 8/2010 Kadoya ..... D21/752  
D623,711 S \* 9/2010 Kadoya ..... D21/752  
D630,279 S \* 1/2011 Kuan ..... D21/759  
D669,546 S \* 10/2012 Llewellyn ..... D21/752  
D669,948 S \* 10/2012 Sakamoto ..... D21/752  
D669,949 S \* 10/2012 Sakamoto ..... D21/752  
D713,902 S \* 9/2014 Kono ..... D21/759  
D811,503 S \* 2/2018 Bacon ..... D21/752  
D814,582 S \* 4/2018 Bacon ..... D21/752  
D814,583 S \* 4/2018 Stokke ..... D21/752  
D815,223 S \* 4/2018 Stokke ..... D21/752  
D823,958 S \* 7/2018 Stokke ..... D21/752  
D825,013 S \* 8/2018 Milleman ..... D21/752  
D846,673 S \* 4/2019 Song ..... D21/752

\* cited by examiner

*Primary Examiner* — Mitchell I. Siegel

(74) *Attorney, Agent, or Firm* — Birch, Stewart, Kolasch & Birch, LLP

(57) **CLAIM**

The ornamental design for a golf club head, as shown and described.

**DESCRIPTION**

FIG. 1 is a perspective view of a golf club head showing my new design;  
FIG. 2 is a front view thereof;  
FIG. 3 is a back view thereof;  
FIG. 4 is a top view thereof;  
FIG. 5 is a bottom view thereof;  
FIG. 6 is a right view thereof;  
FIG. 7 is a left view thereof;  
FIG. 8 is a cross sectional view taken on line 8-8 of FIG. 5; and,  
FIG. 9 is a cross sectional view taken on line 9-9 of FIG. 5.

**1 Claim, 9 Drawing Sheets**

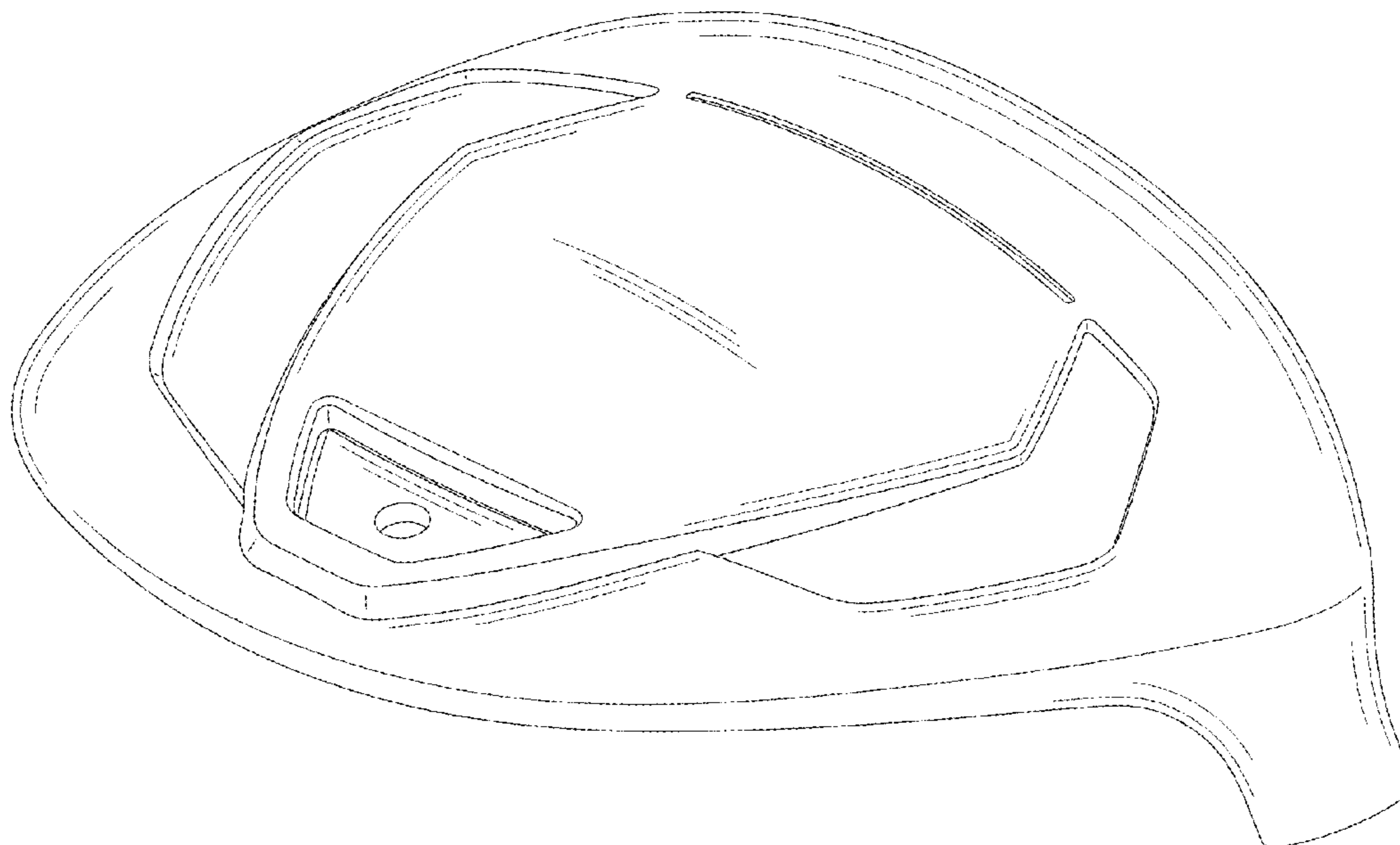


Fig. 1

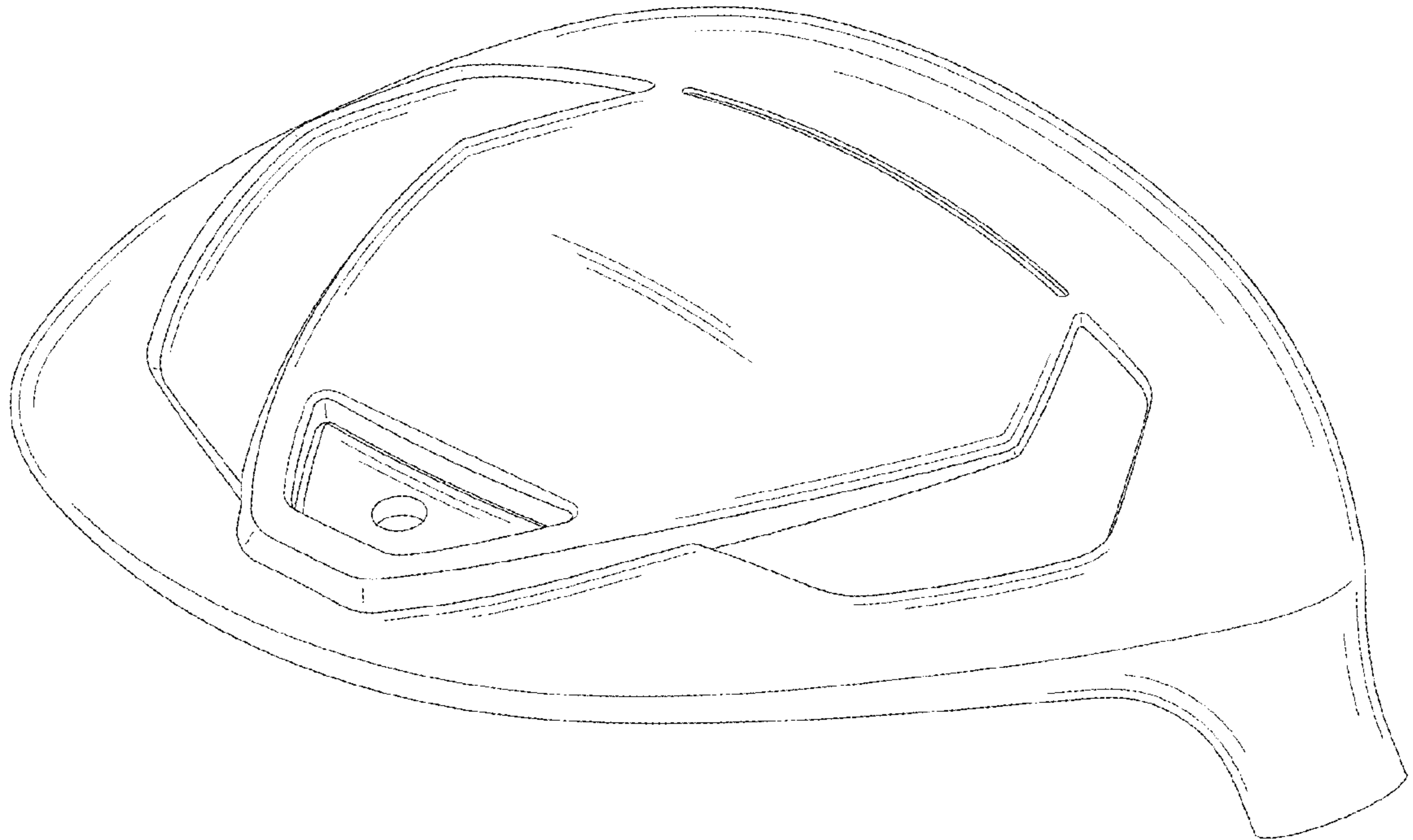


Fig. 2

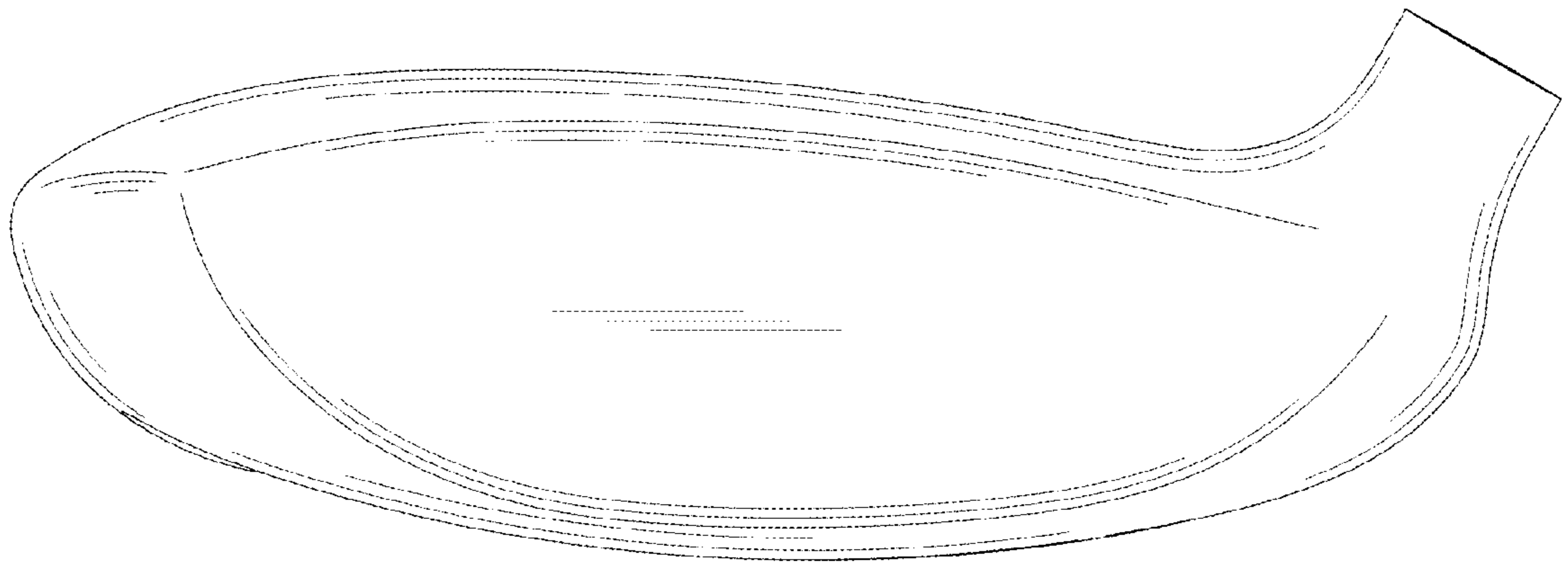


Fig. 3

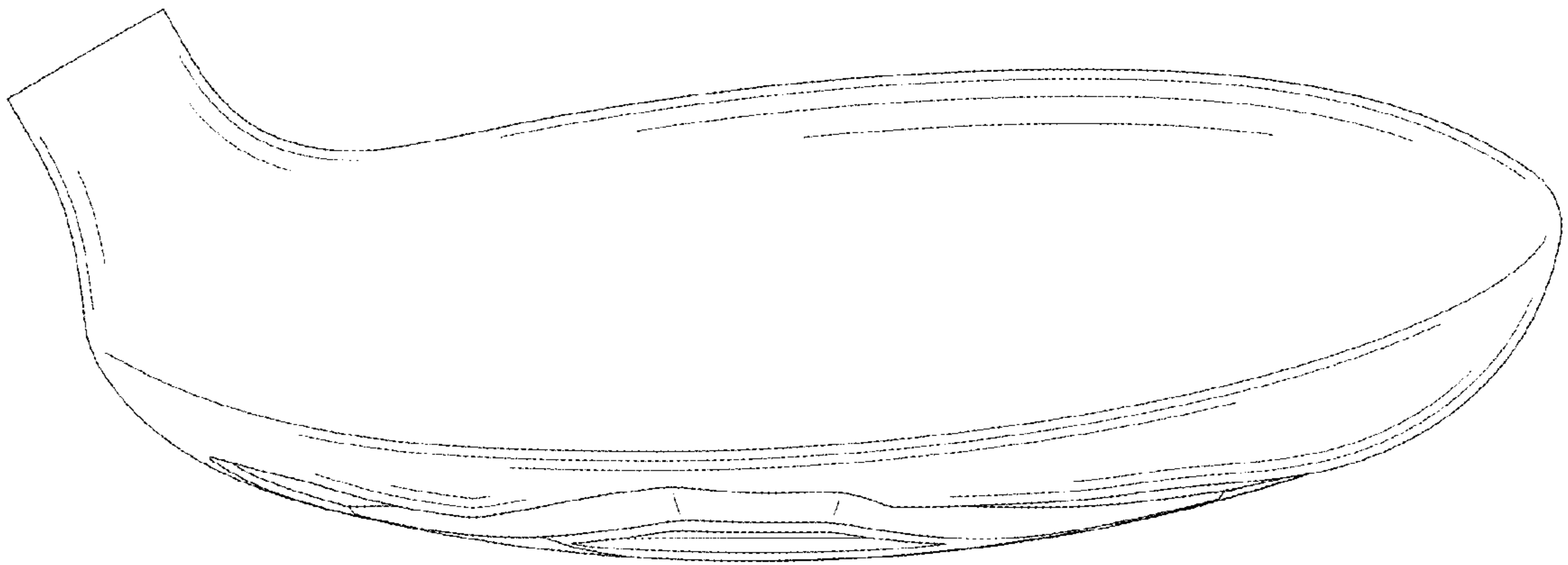


Fig. 4

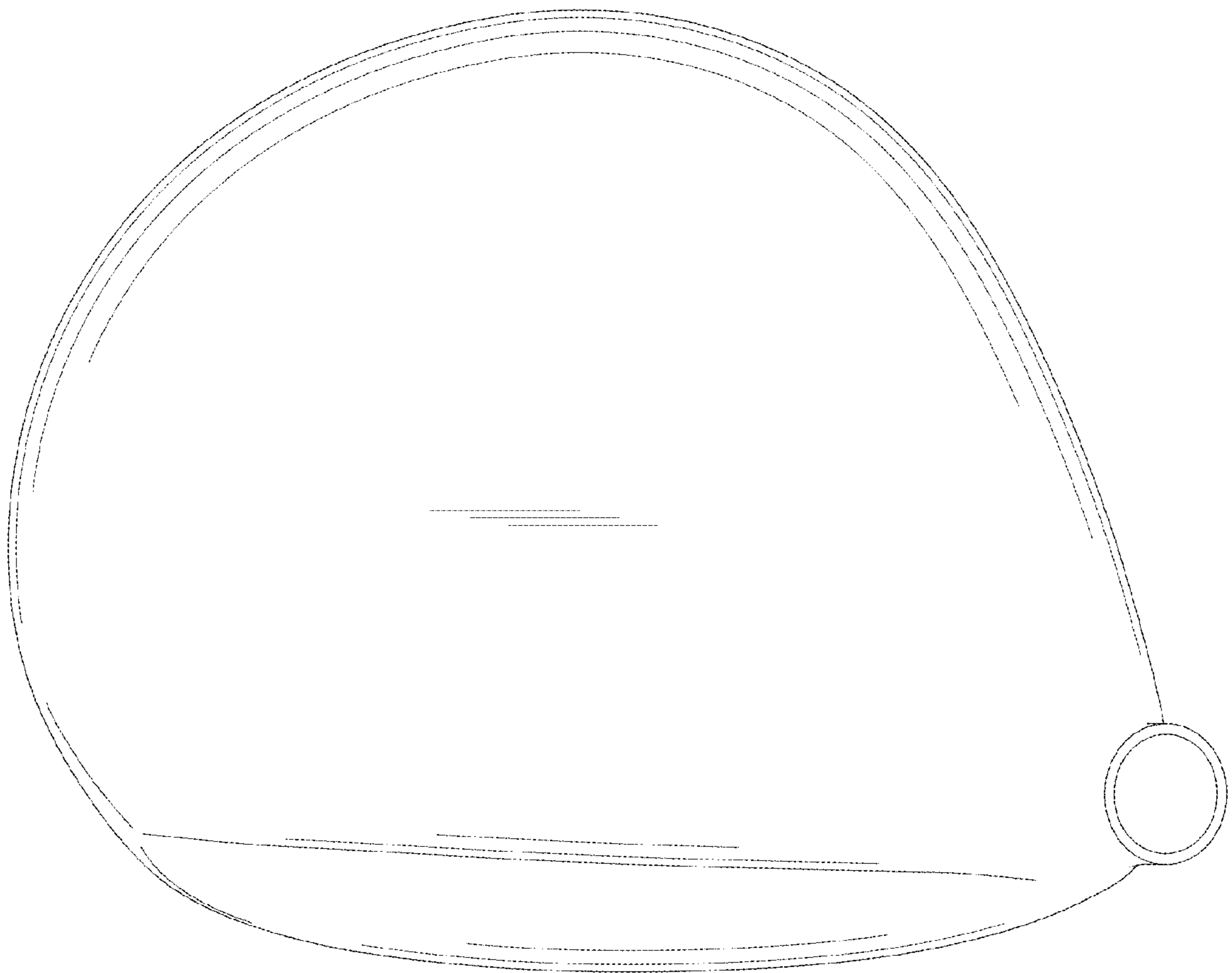


Fig. 5

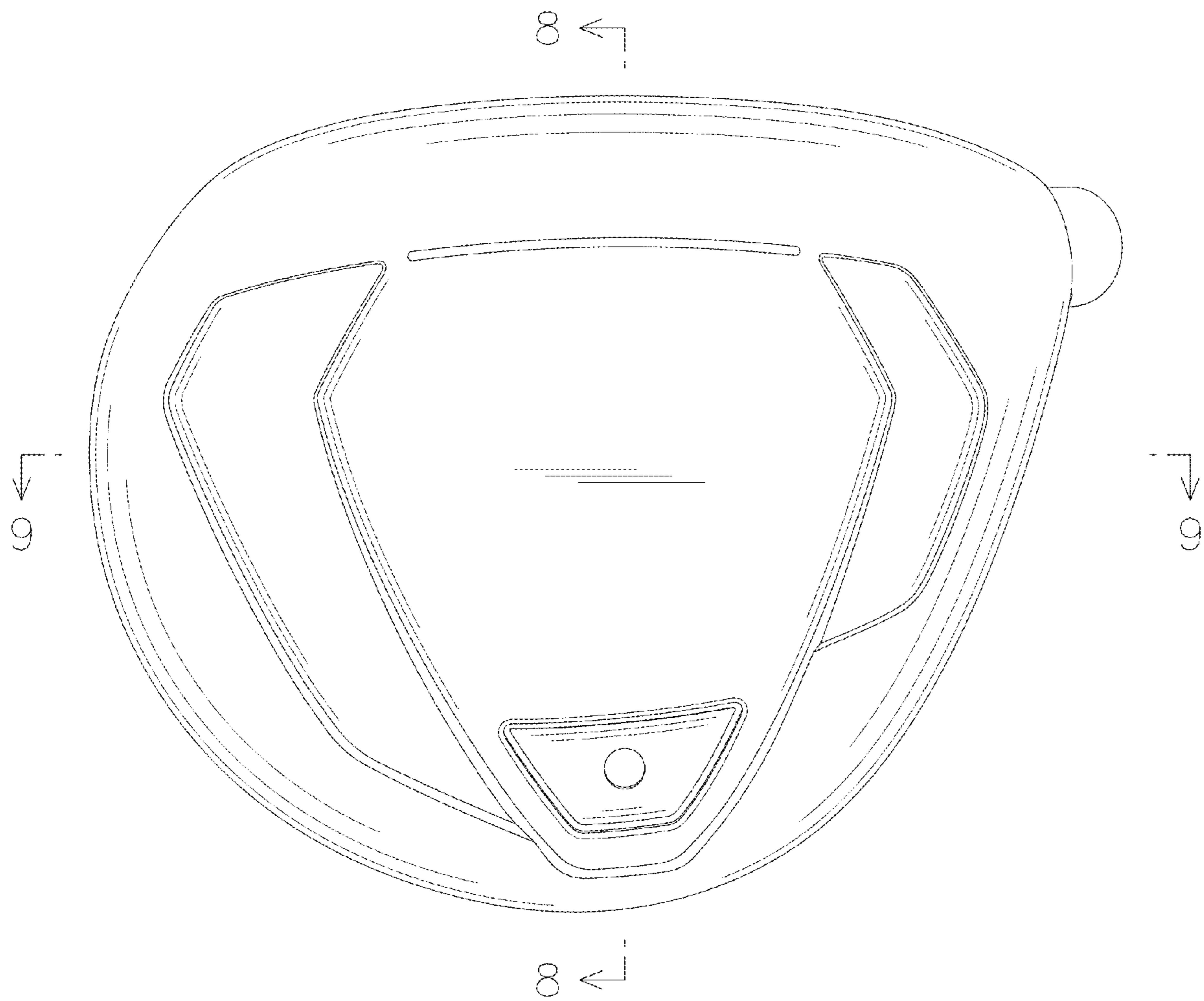


Fig. 6

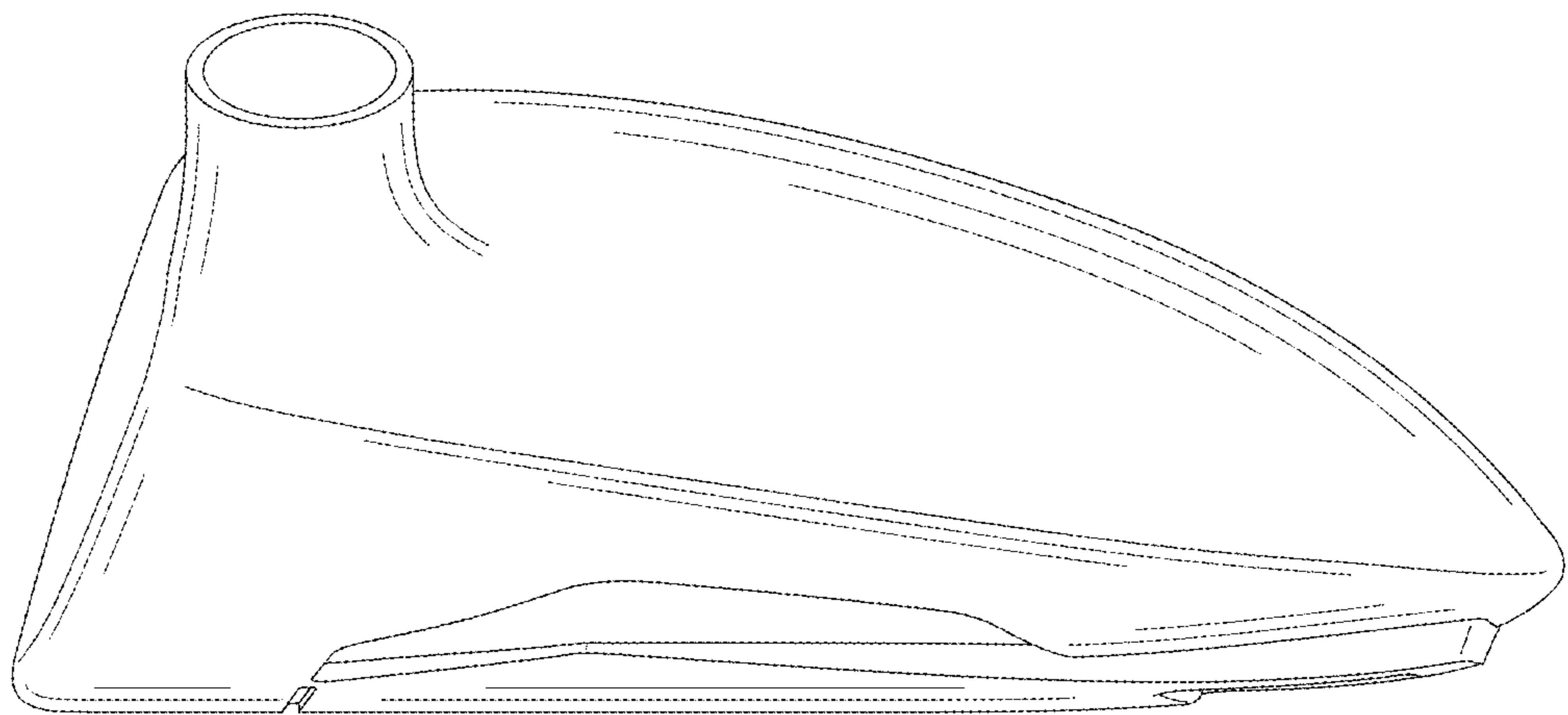


Fig. 7

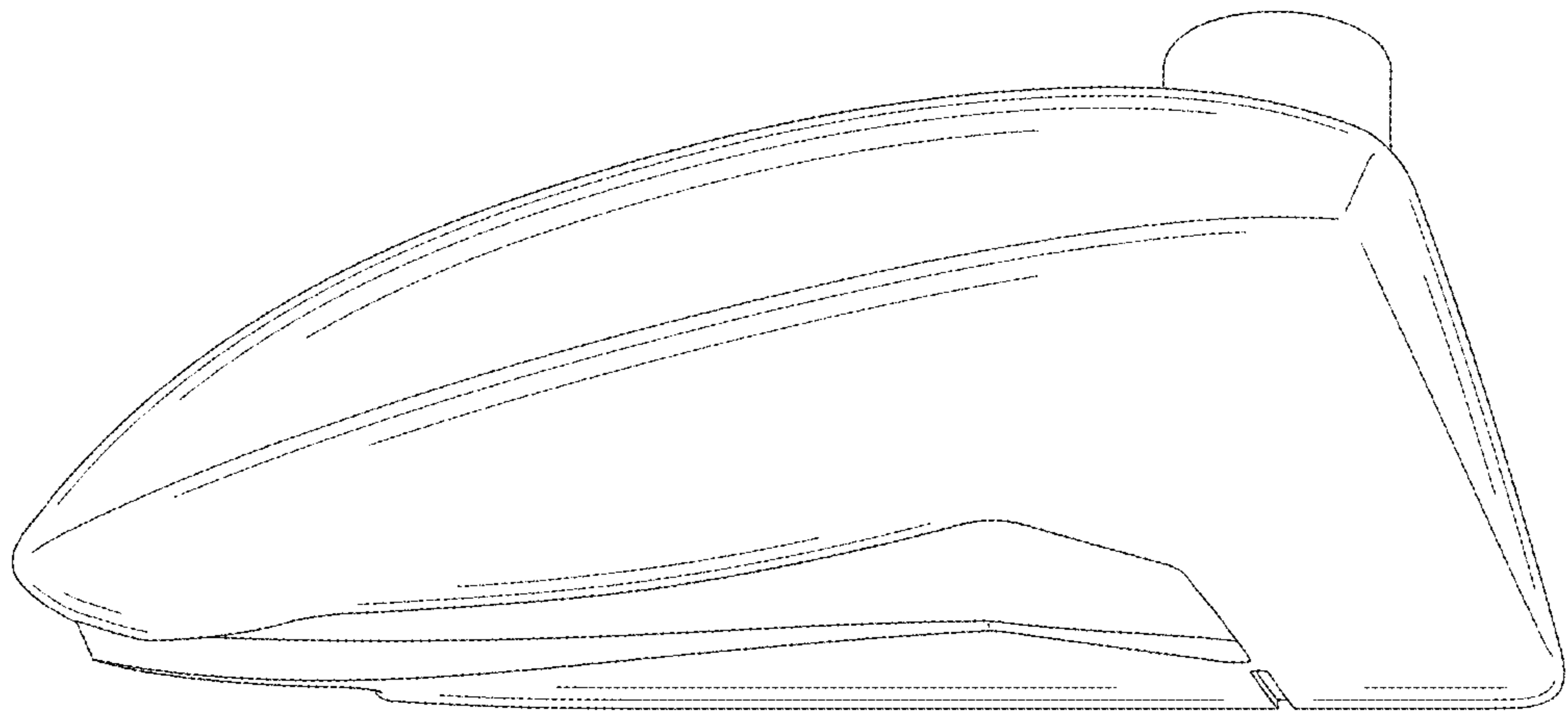




Fig. 8

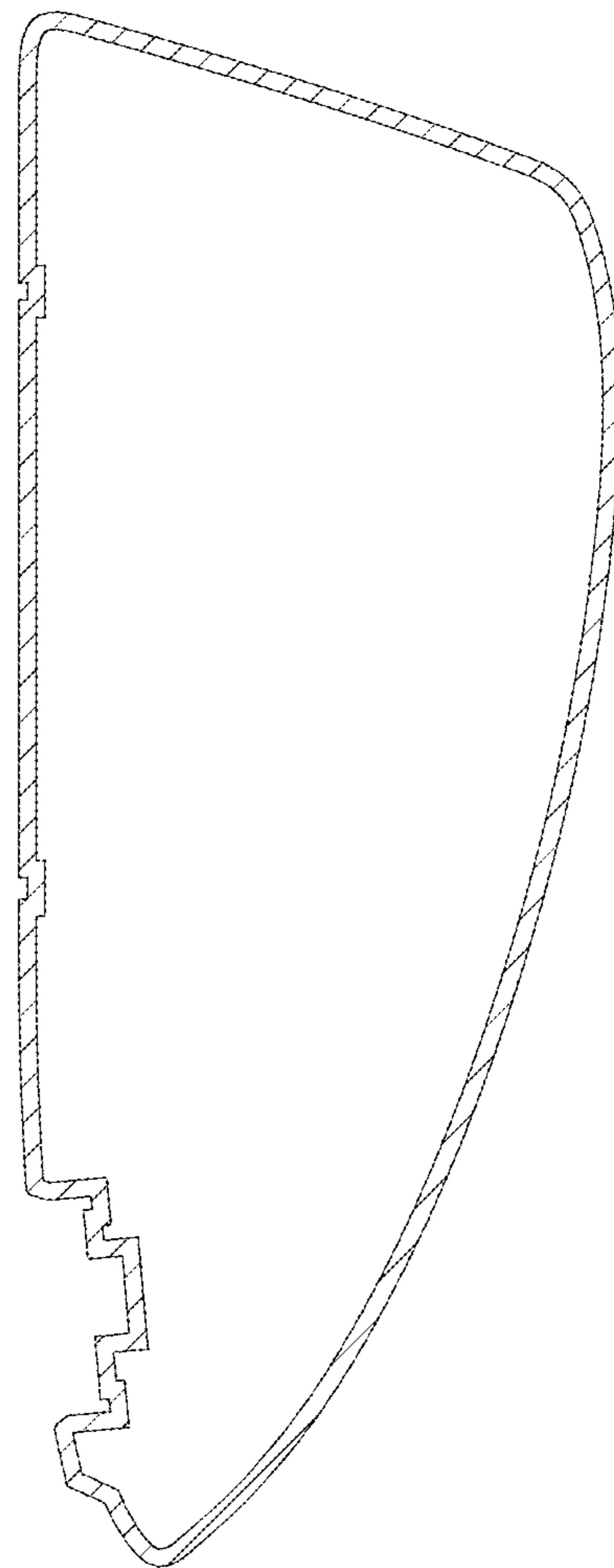


Fig. 9

