



US00D885430S

(12) **United States Design Patent** (10) **Patent No.:** **US D885,430 S**
Chechik et al. (45) **Date of Patent:** **** May 26, 2020**

- (54) **DISPLAY SCREEN WITH ICON**
- (71) Applicant: **Express Scripts Strategic Development, Inc.**, St. Louis, MO (US)
- (72) Inventors: **Marc D. Chechik**, St. Louis, MO (US); **Kathleen M. Fortune**, St. Louis, MO (US); **Nicholas A. Rudock**, Round Rock, TX (US); **Sara A. Raj**, St. Louis, MO (US)
- (73) Assignee: **Express Scripts Strategic Development, Inc.**, St. Louis, MO (US)
- (**) Term: **15 Years**
- (21) Appl. No.: **29/624,289**
- (22) Filed: **Oct. 31, 2017**
- (51) **LOC (12) Cl.** **14-04**
- (52) **U.S. Cl.**
USPC **D14/492**
- (58) **Field of Classification Search**
USPC D14/485-495; D20/10, 11, 22-33, 39, D20/40; D5/20, 26, 30, 40, 63-65
CPC G06F 3/048-04897; G06F 19/3456; A61M 2205/35; A61M 5/003; A61M 2039/0205; A61M 2205/505
See application file for complete search history.

- D745,891 S * 12/2015 Kim D14/492
- D761,314 S * 7/2016 Kim D14/491
- D814,569 S * 4/2018 McLean D20/27
- 2015/0012880 A1* 1/2015 Kurokawa G06F 3/0481
715/798
- 2019/0088353 A1* 3/2019 Humphrys G16H 10/60

OTHER PUBLICATIONS

Computer Mouse, by Kelly, shutterstock.com [online], published on or before May 24, 2017, [retrieved on Dec. 5, 2019], retrieved from the Internet [URL: https://www.shutterstock.com/image-vector/vector-computer-mouse-icon-premium-quality-523585270?irgwc=1&utm_medium=Affiliate&utm_campaign] (Year: 2017).*

(Continued)

Primary Examiner — Cathron C Brooks
Assistant Examiner — Ian F Whitmore
(74) *Attorney, Agent, or Firm* — Small Patent Law Group LLC

(57) **CLAIM**

The ornamental design for a display screen with icon, as shown and described.

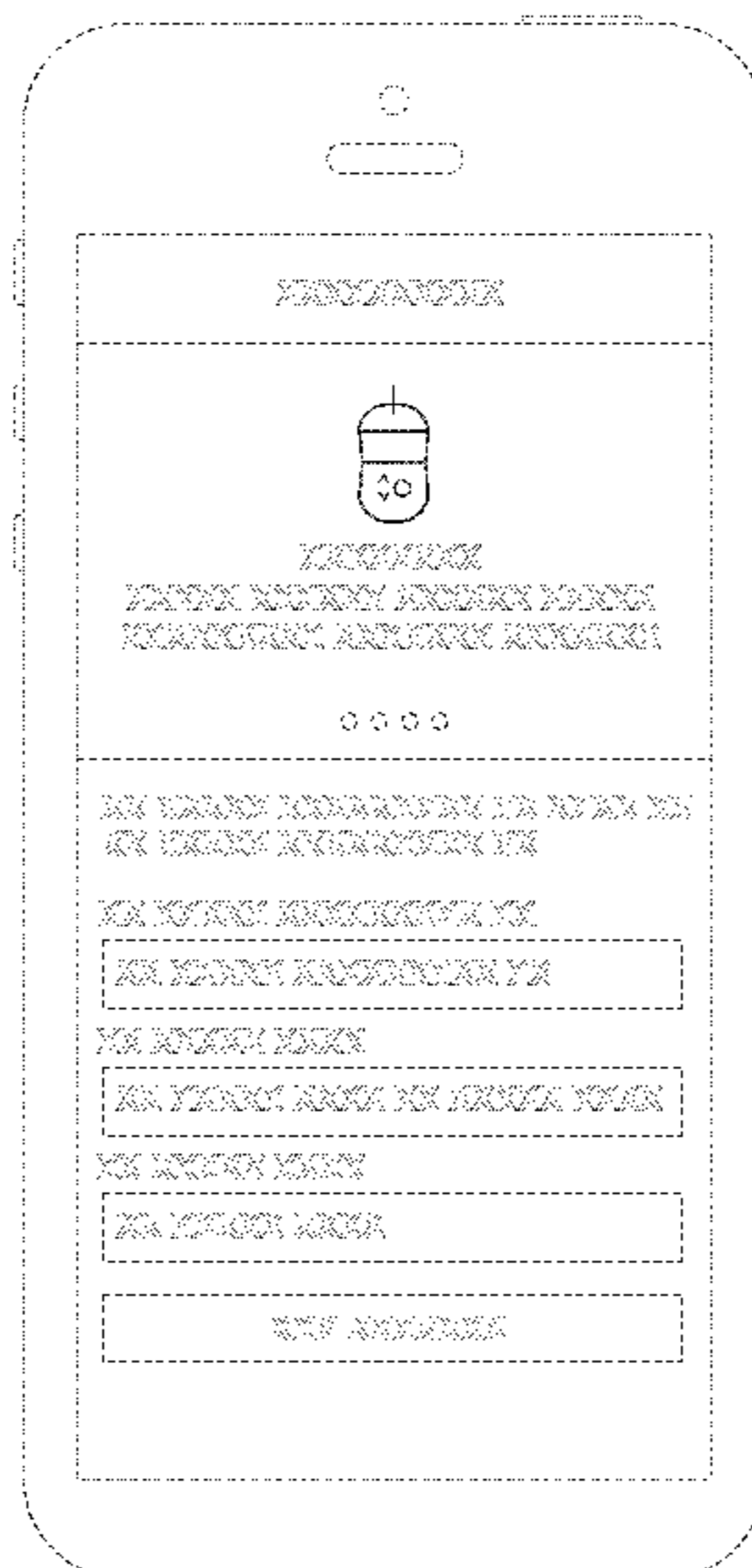
DESCRIPTION

FIG. 1 illustrates a front view of a display screen with icon according to a first embodiment; and, FIG. 2 illustrates a front view of a display screen with icon according to another embodiment. The sharp-cornered, vertically-oriented broken-line rectangle in the figures illustrates the perimeter of the display screen of a mobile electronic device. The broken lines outside this perimeter illustrate portions of the mobile electronic device. The broken lines within this perimeter illustrate features on the display screen in the environment of the claimed design. The broken lines form no part of the claimed design.

1 Claim, 2 Drawing Sheets

(56) **References Cited**
U.S. PATENT DOCUMENTS

- 5,157,381 A 10/1992 Cheng
- D478,912 S * 8/2003 Johnson D14/485
- D517,121 S * 3/2006 Li D20/22
- D523,020 S * 6/2006 Hernandez D14/492
- D539,810 S * 4/2007 Cummins D14/489
- D618,677 S 6/2010 Andre et al.
- D661,316 S * 6/2012 Bechtold D14/491
- D670,286 S 11/2012 Akana et al.
- 8,314,789 B2 * 11/2012 Fitzmaurice G06F 3/04815
345/419



(56)

References Cited

OTHER PUBLICATIONS

Symbol Gas Bottle with Gas Tightener, by MovGPO, commons.wikimedia.org [online], published on May 30, 2008, [retrieved on Dec. 5, 2019], retrieved from the Internet [URL: https://commons.wikimedia.org/wiki/File:Symbol_Gas_bottle_with_Gas_tightener.svg] (Year: 2008).*

Scroll Down Icons, by Panasovskyi, iconfinder.com [online], published on Dec. 27, 2016, [retrieved on Dec. 5, 2019], retrieved from the Internet [URL: <https://www.iconfinder.com/iconsets/scroll-to-down-icons-set>] (Year: 2016).*

Medical Equipment Icons, by Sanhawan, iconfinder.com [online], published on Sep. 26, 2016, [retrieved on Dec. 5, 2019], retrieved from the Internet [URL: <https://www.iconfinder.com/iconsets/medical-equipment-2>] (Year: 2016).*

* cited by examiner

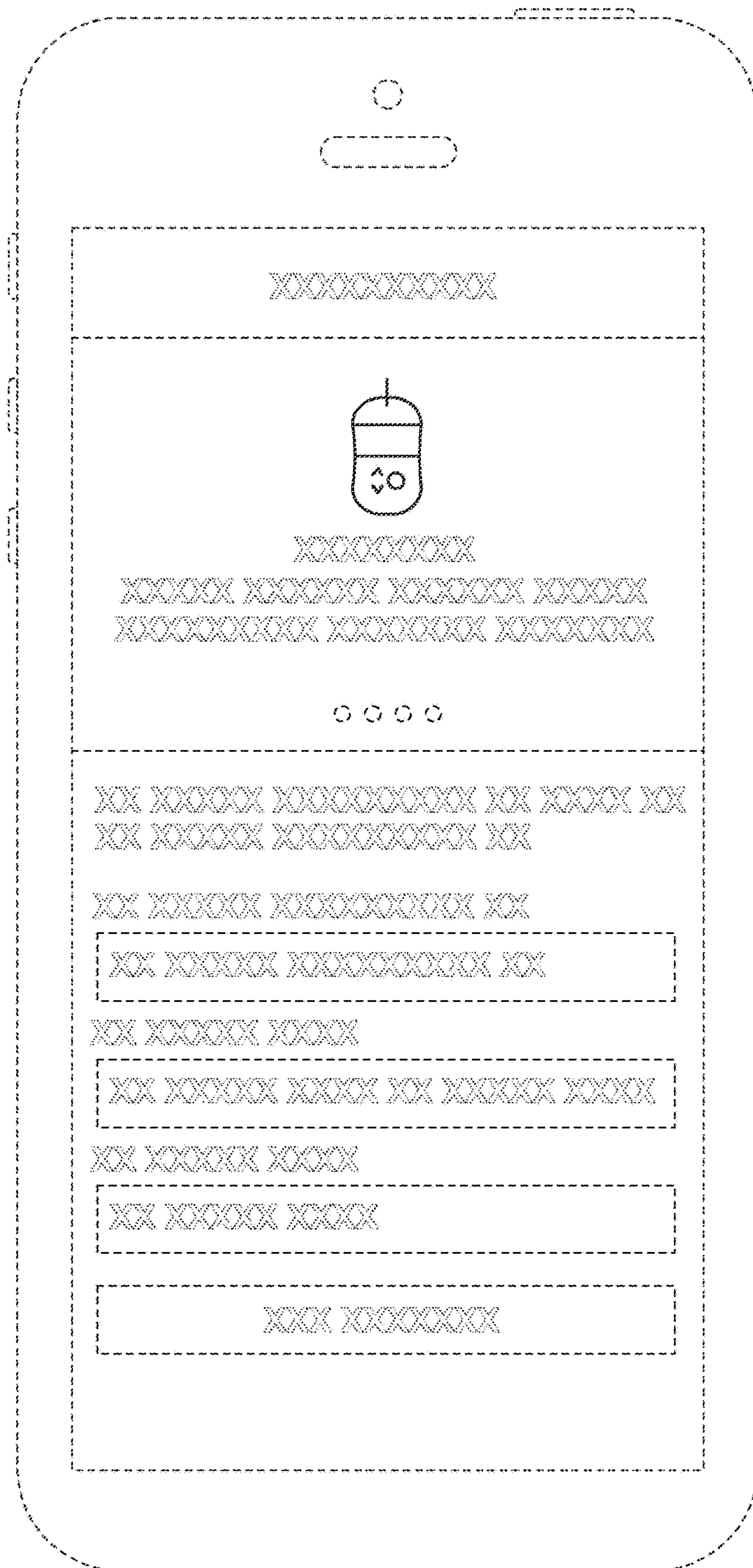


FIG. 1

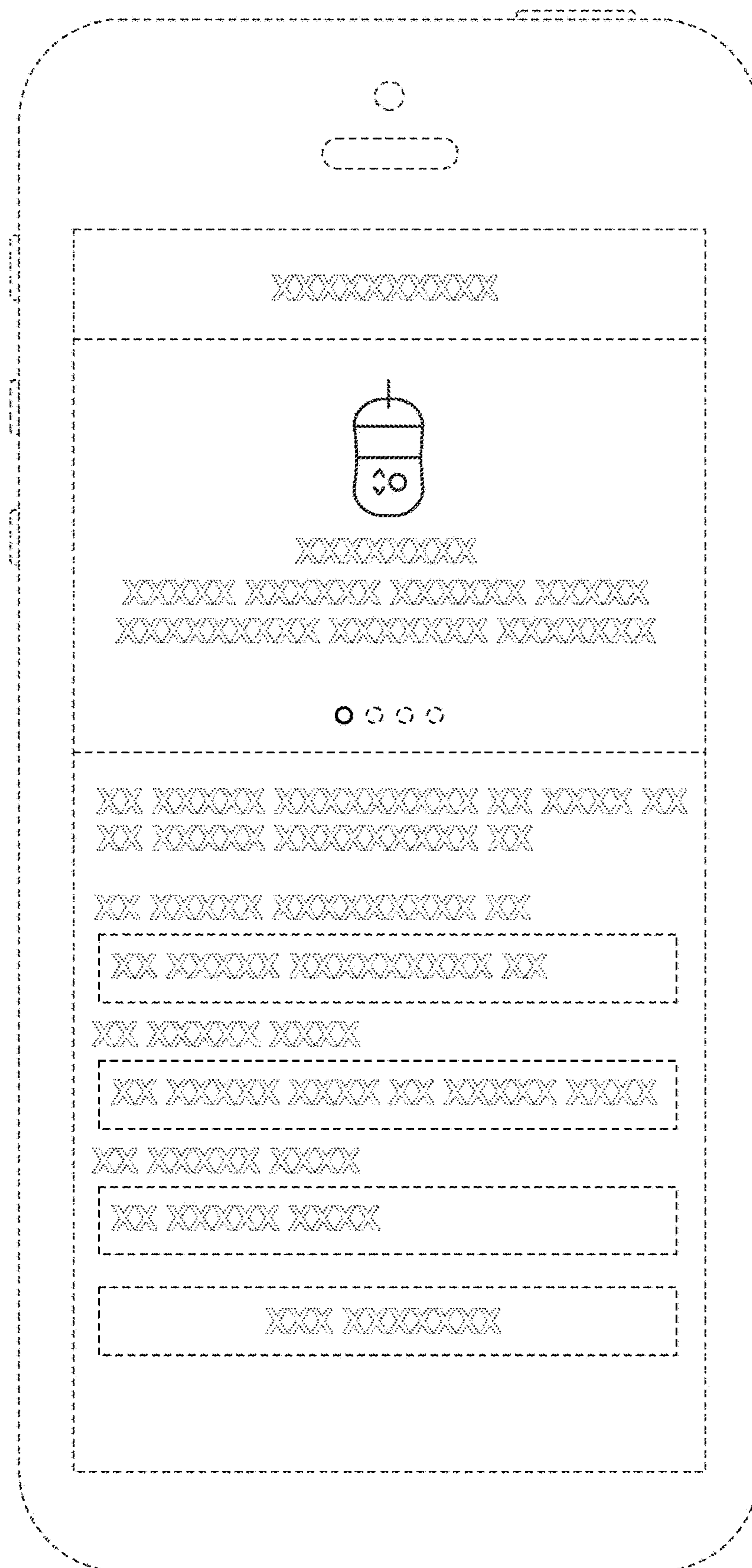


FIG. 2