



US00D885424S

(12) **United States Design Patent** (10) **Patent No.:** **US D885,424 S**
Burnett et al. (45) **Date of Patent:** **** May 26, 2020**

(54) **DISPLAY SCREEN OR PORTION THEREOF WITH GRAPHICAL USER INTERFACE**

(71) Applicant: **Government of the United States as Represented by the Secretary of the Air Force**, Wright-Patterson AFB, OH (US)

(72) Inventors: **Gregory M Burnett**, Dayton, OH (US); **Isaiah L Bragg**, Xenia, OH (US); **Noah W Bragg**, Beavercreek, OH (US); **Matthew R. Weber**, Beavercreek, OH (US); **Jared S Dewey**, Tucson, AZ (US)

(**) Term: **15 Years**

(21) Appl. No.: **29/686,058**

(22) Filed: **Apr. 2, 2019**

Related U.S. Application Data

(63) Continuation-in-part of application No. 29/614,729, filed on Aug. 22, 2017, now abandoned.

(51) **LOC (12) Cl.** **14-04**

(52) **U.S. Cl.**
USPC **D14/486**

(58) **Field of Classification Search**
USPC D14/485-490, 492, 493
CPC G06F 3/04817; G06F 3/0482
See application file for complete search history.

(56) **References Cited**

U.S. PATENT DOCUMENTS

D341,848 S	*	11/1993	Bigelow	D14/492
D543,987 S		6/2007	Rimas-Ribikauskas et al.		
D597,553 S	*	8/2009	Larson	D14/488
D635,149 S		3/2011	Viggers et al.		
D679,725 S	*	4/2013	Tanghe	D14/488
D710,373 S		8/2014	Meegan et al.		
D715,820 S		10/2014	Rebstock		

D738,384 S		9/2015	Kim et al.		
D745,025 S		12/2015	Bae		
D751,570 S		3/2016	Lee et al.		
D751,572 S		3/2016	Lee et al.		
D771,114 S	*	11/2016	Lee	D14/487
D772,287 S	*	11/2016	Choi	D14/489
D777,743 S	*	1/2017	Takano	D14/486
D782,535 S		3/2017	Menz et al.		
9,792,014 B2		10/2017	Feiereisen et al.		
D834,053 S		11/2018	Wang et al.		
D849,773 S		5/2019	Jiang et al.		
D853,422 S		7/2019	Zimmerman et al.		

(Continued)

OTHER PUBLICATIONS

United States Patent and Trademark Office, Office Action in U.S. Appl. No. 29/679,652, dated Oct. 7, 2019, 6 pages total.

(Continued)

Primary Examiner — Richelle G Shelton

(74) *Attorney, Agent, or Firm* — AFMCLO/JAZ; Chastity D S Whitaker

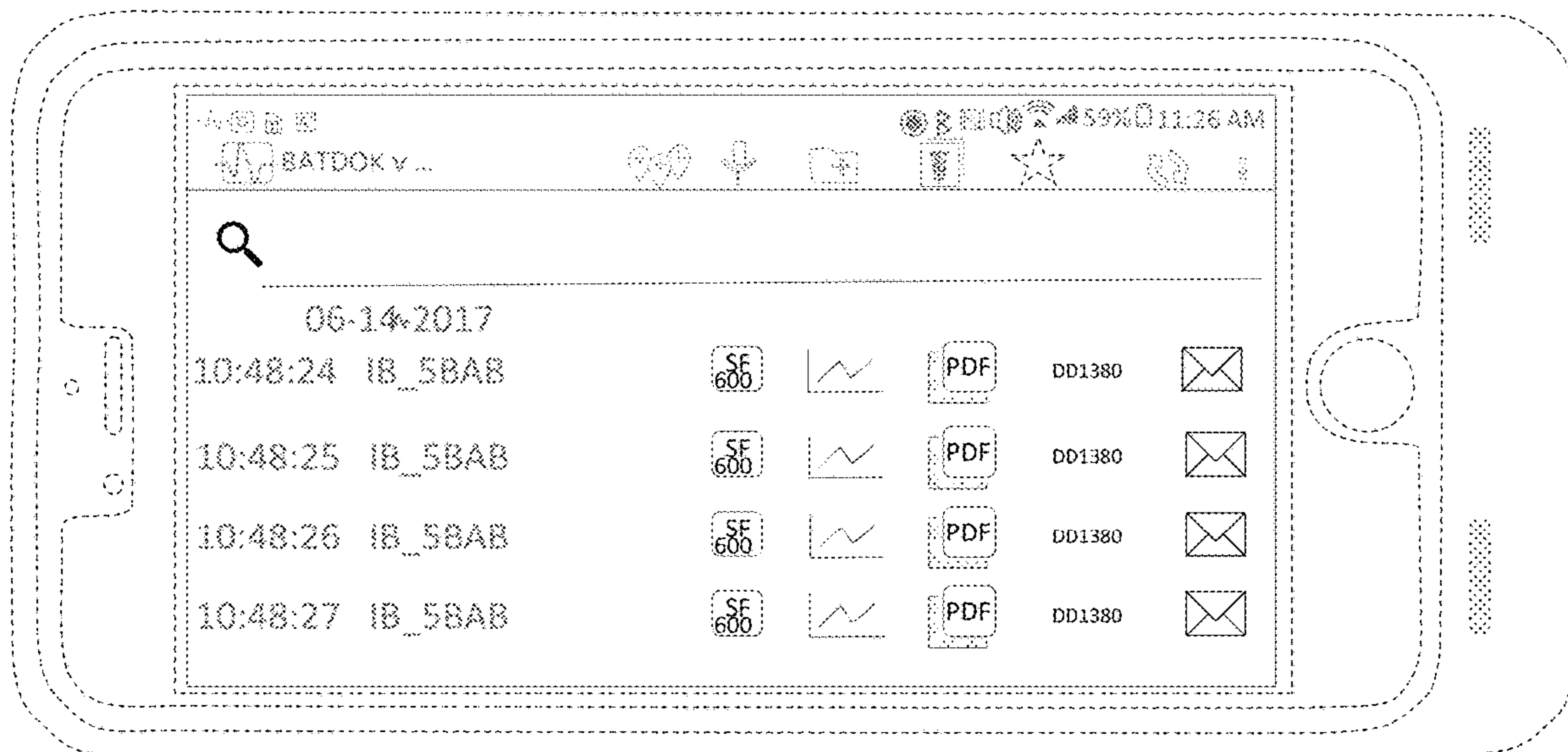
(57) **CLAIM**

The ornamental design for a display screen or portion thereof with graphical user interface, as shown and described.

DESCRIPTION

FIG. 1 is a front view of a display screen or portion thereof with graphical user interface showing our new design; and, FIG. 2 is a detailed view of FIG. 1, showing the claimed subject matter separately for clarity of illustration. The broken lines representing the display screen depict environment and form no part of the claimed design. Some text, icons, and greyscale fields form no part of the claimed design. The full line framework of the layout, rectangles, and centrally disposed icons are claimed subject matter.

1 Claim, 2 Drawing Sheets



(56)

References Cited

U.S. PATENT DOCUMENTS

D870,134 S * 12/2019 Liu D14/486
2004/0070629 A1 4/2004 Seifert
2014/0026100 A1 1/2014 So et al.
2015/0277708 A1 10/2015 Rodrig et al.
2015/0277725 A1 10/2015 Masterson et al.
2015/0286344 A1 10/2015 Kaufthal et al.
2015/0378525 A1 12/2015 Wang et al.
2018/0004825 A1 1/2018 Beard et al.

OTHER PUBLICATIONS

United States Patent and Trademark Office, Office Action in U.S.
Appl. No. 29/680,654, dated Oct. 3, 2019, 7 pages total.
United States Patent and Trademark Office, Office Action in U.S.
Appl. No. 29/680,655, dated Oct. 3, 2019, 6 pages total.
United States Patent and Trademark Office, Office Action in U.S.
Appl. No. 29/679,659, dated Feb. 8, 2019, 6 pages total.

* cited by examiner

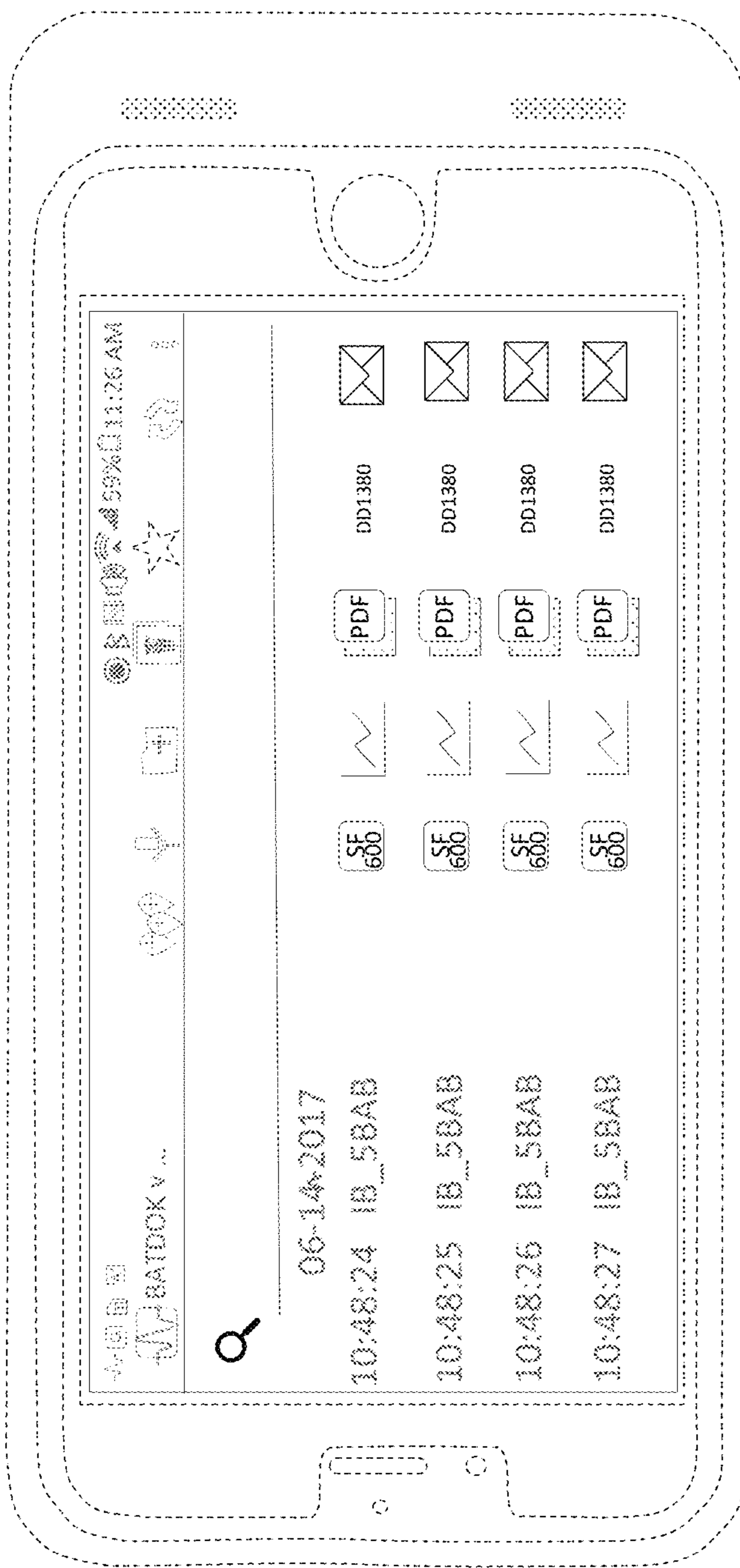


FIG. 1

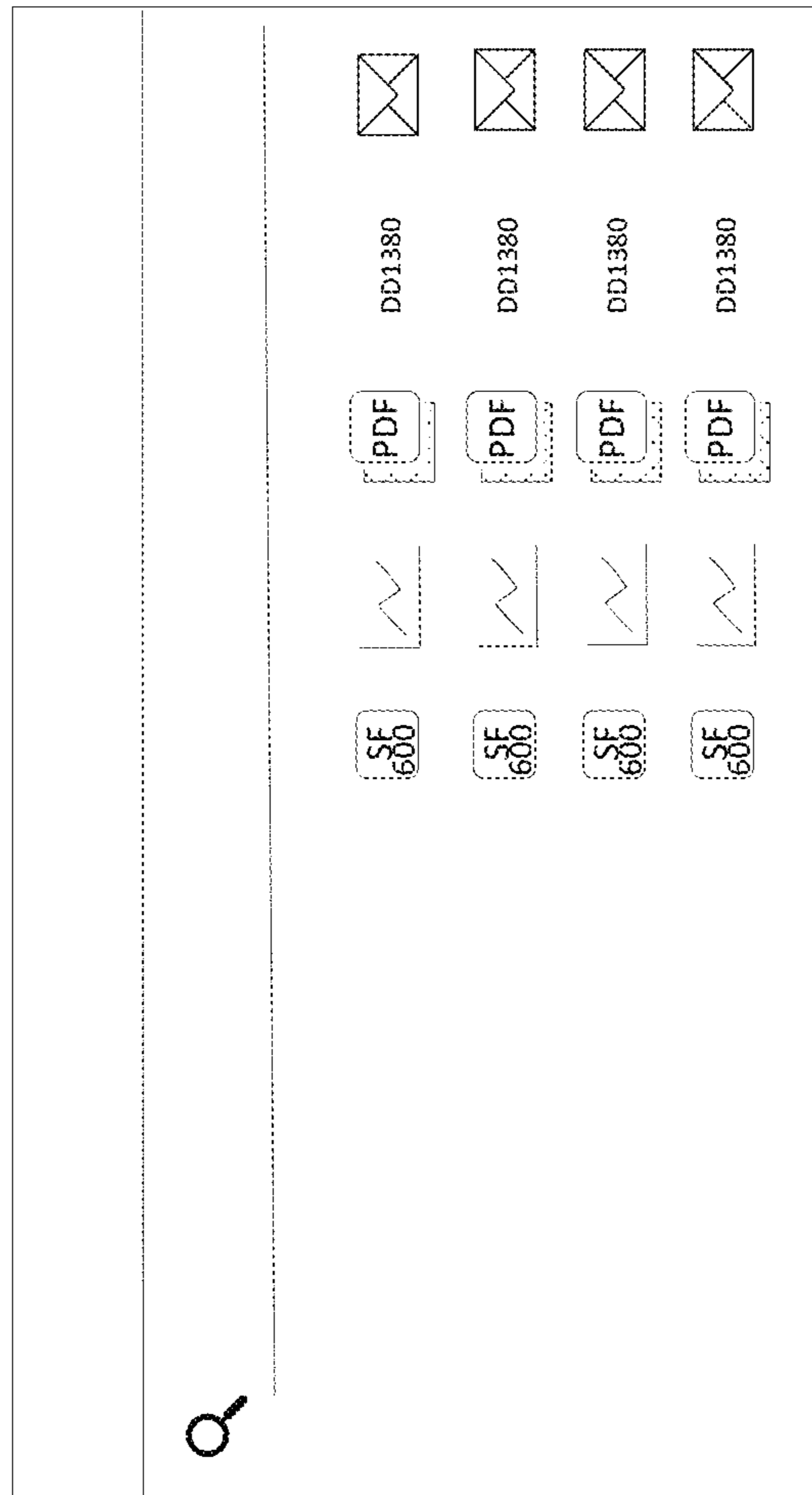


FIG. 2