



US00D885395S

(12) **United States Design Patent** (10) **Patent No.:** **US D885,395 S**
Duan (45) **Date of Patent:** **** May 26, 2020**

(54) **USB C HUB ADAPTER**

(71) Applicant: **SHENZHEN OKUT ELECTRONIC TECHNOLOGY CO., LTD.**, Shenzhen (CN)

(72) Inventor: **Bo Duan**, Shenzhen (CN)

(**) Term: **15 Years**

(21) Appl. No.: **29/686,947**

(22) Filed: **Apr. 9, 2019**

(51) **LOC (12) Cl.** **14-02**

(52) **U.S. Cl.**
USPC **D14/433**

(58) **Field of Classification Search**

USPC D14/240, 242, 356, 357, 358, 378, 383, D14/384, 385, 386, 433, 434, 435.1, D14/480.1, 480.3, 480.4, 480.5, 480.6, D14/480.7; D13/103, 107, 108, 110, 146; D18/12, 12.1, 12.3
CPC H01R 25/003; H01R 25/006; H01R 27/02; H01R 31/005; H01R 13/60; H01R 13/6658; H01R 13/72; G06F 1/1607; G06F 1/1632; G06F 1/1684; G06F 1/266; G06F 11/325; G06F 13/00; G06F 13/12; G06F 13/14; G06F 13/20; G06F 13/382; G06F 13/4022; G06F 9/4413

See application file for complete search history.

(56) **References Cited**

U.S. PATENT DOCUMENTS

D560,165 S * 1/2008 Matityahu D13/133
D696,195 S * 12/2013 Wen D13/110
D762,169 S * 7/2016 Lei D13/108
D762,170 S * 7/2016 Lei D13/108
D807,290 S * 1/2018 Liao D13/110
D813,875 S * 3/2018 Liao D14/434
D830,366 S * 10/2018 Turksu D14/433
D844,618 S * 4/2019 Liao D14/434

D855,054 S * 7/2019 Turksu D14/433
D855,616 S * 8/2019 Chin D14/433
D864,208 S * 10/2019 Duan D14/433
2003/0225954 A1 * 12/2003 Wu G06F 11/325 710/305
2012/0243156 A1 * 9/2012 Cheng G06F 13/4022 361/679.02

OTHER PUBLICATIONS

Satechi Aluminum Type-C Mobile Pro Hub, online, no post date, URL: <https://satechi.net/products/aluminum-type-c-mobile-pro-hub>, retrieved Dec. 16, 2019.*
Satechi Type-C Mobile Pro Hub review, The gadgeteer online, post date Jan. 1, 2019, URL: <https://the-gadgeteer.com/2019/01/01/satechi-type-c-mobile-pro-hub-review/>, retrieved Dec. 16, 2019.*

* cited by examiner

Primary Examiner — Angela J Lee

Assistant Examiner — Rebekah A Caruso

(74) *Attorney, Agent, or Firm* — Erson IP (Nelson IP)

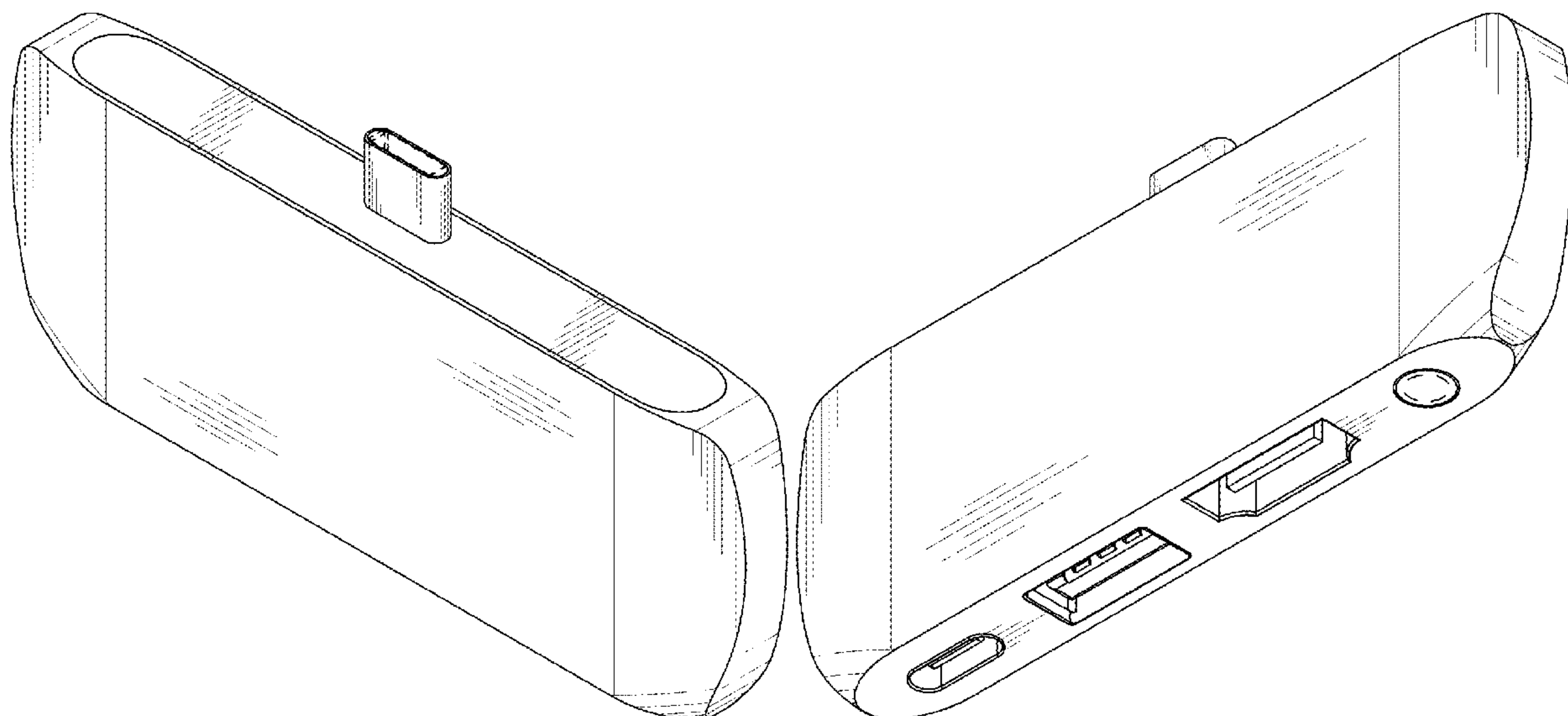
(57) **CLAIM**

The ornamental design for an USB C hub adapter, as shown and described.

DESCRIPTION

FIG. 1 is a perspective view of an USB C hub adapter showing my new design;
FIG. 2 is another perspective view thereof;
FIG. 3 is a front view thereof;
FIG. 4 is a rear view thereof;
FIG. 5 is a left side view thereof;
FIG. 6 is a right side view thereof;
FIG. 7 is a top plan view thereof; and,
FIG. 8 is a bottom plan view thereof.
The broken lines are for the purposes of illustrating portions of the USB C hub adapter and form no part of the claimed design.

1 Claim, 8 Drawing Sheets



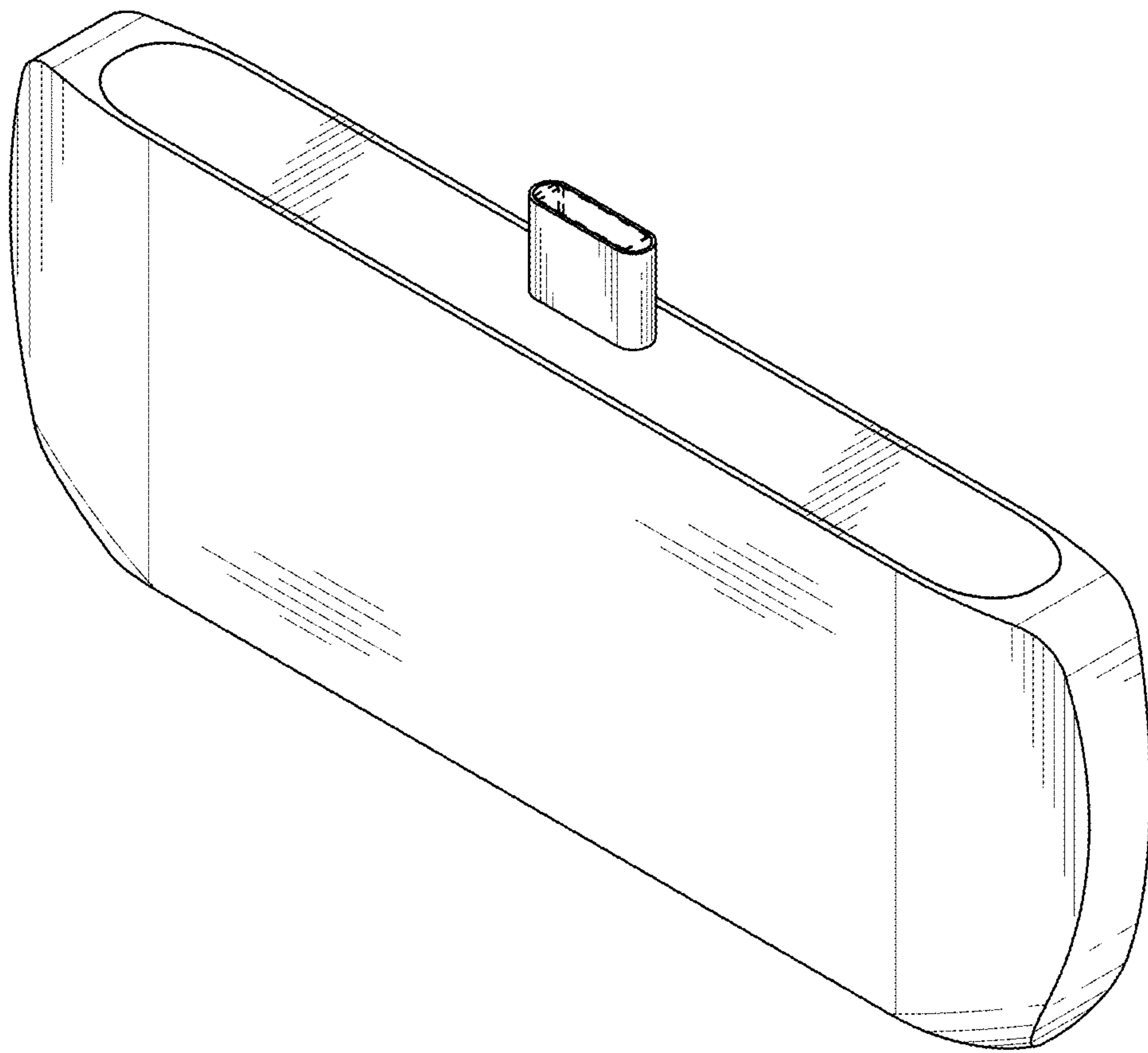


FIG. 1

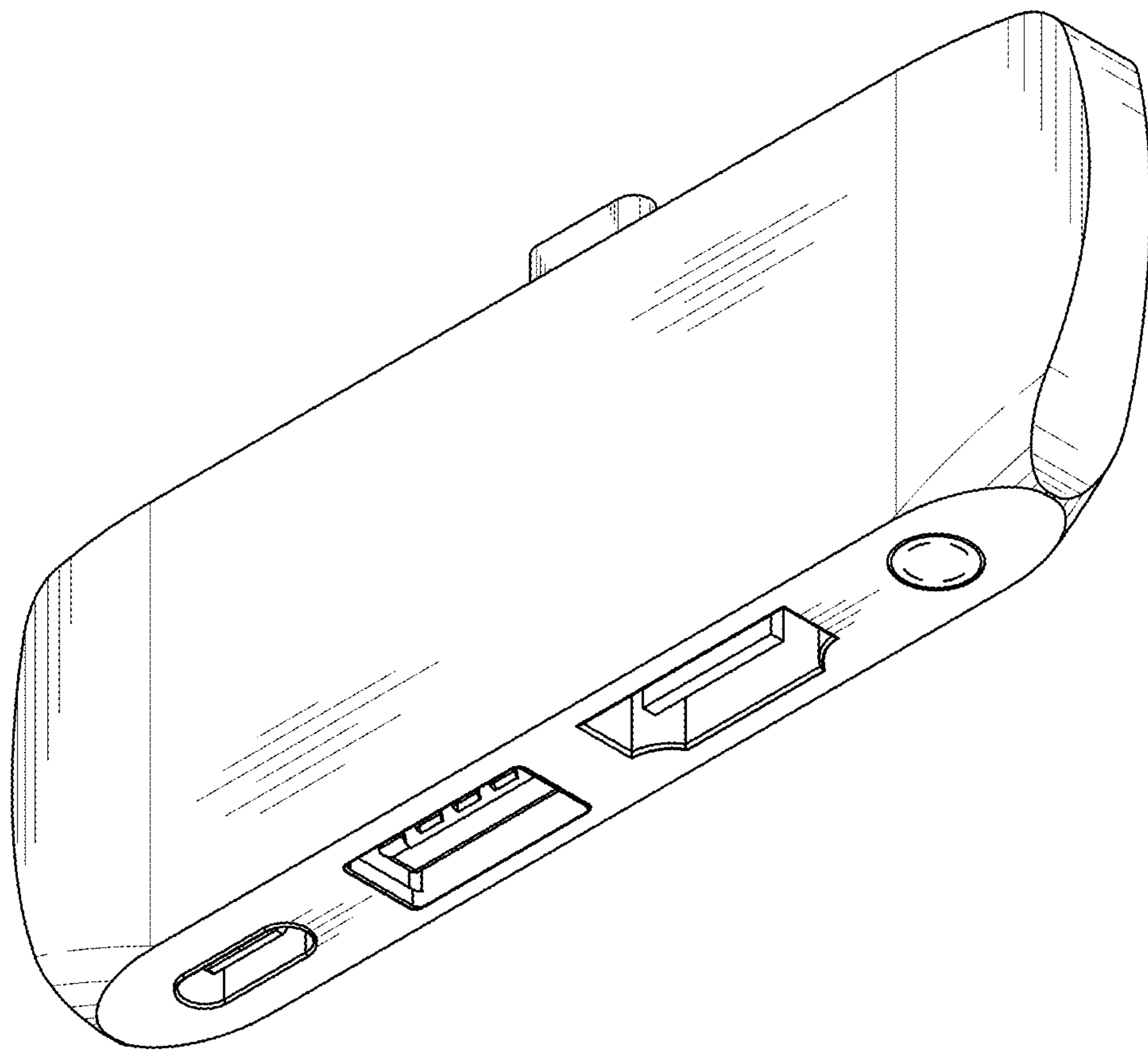


FIG. 2

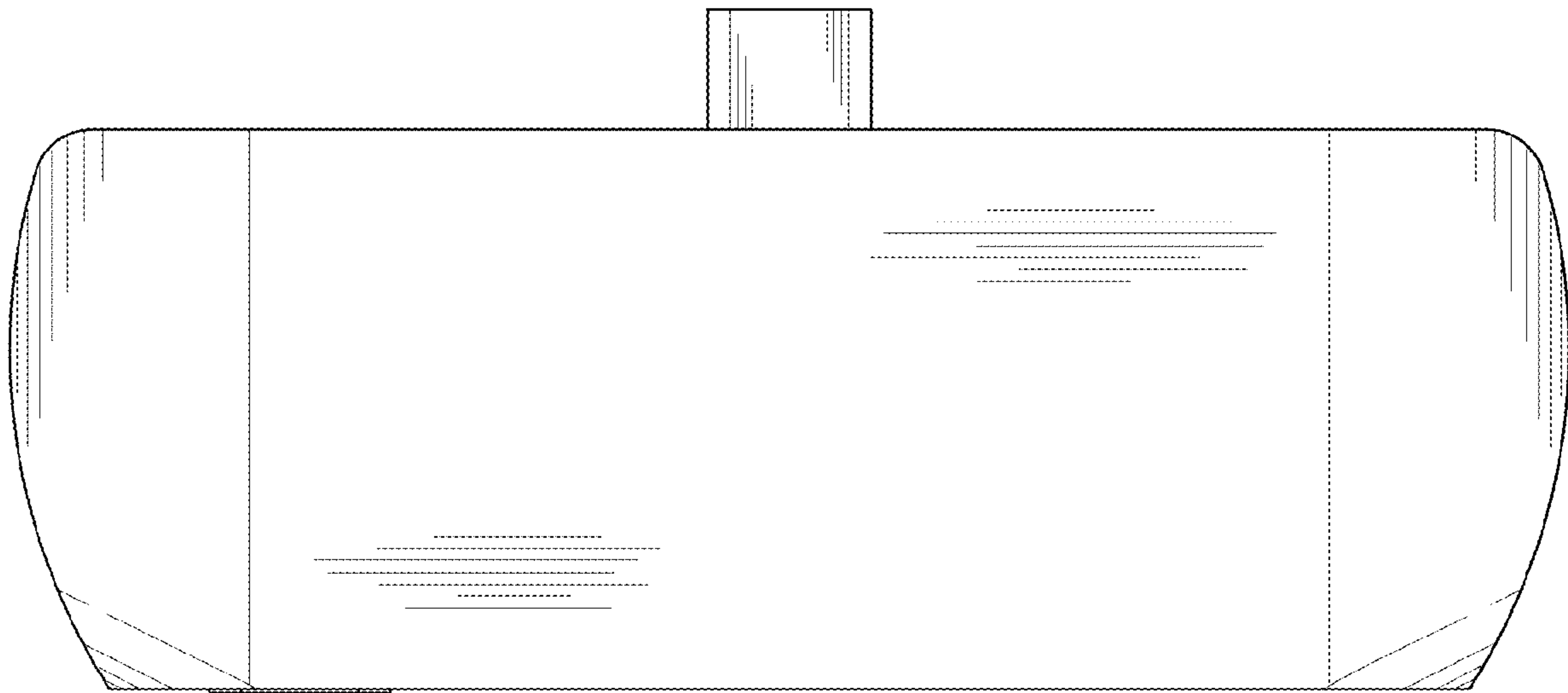


FIG. 3

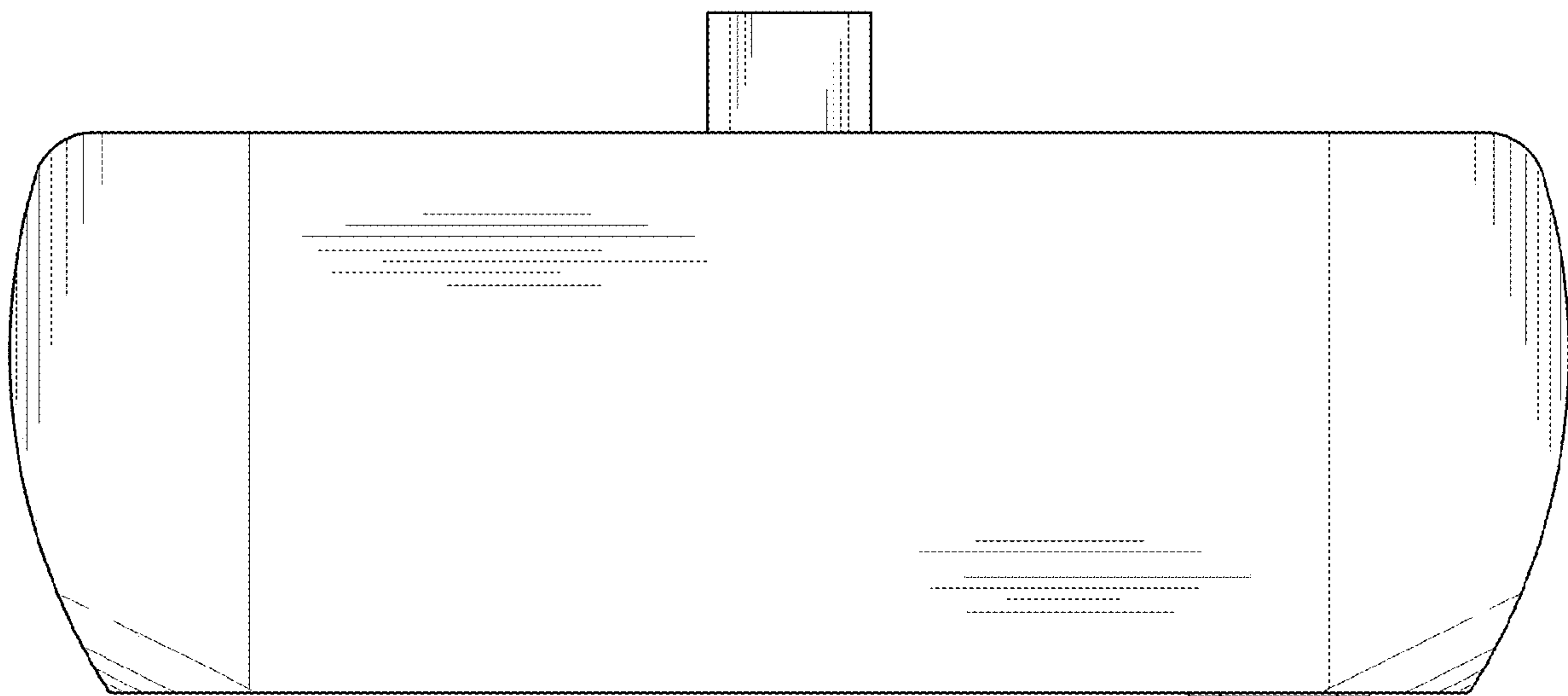


FIG. 4

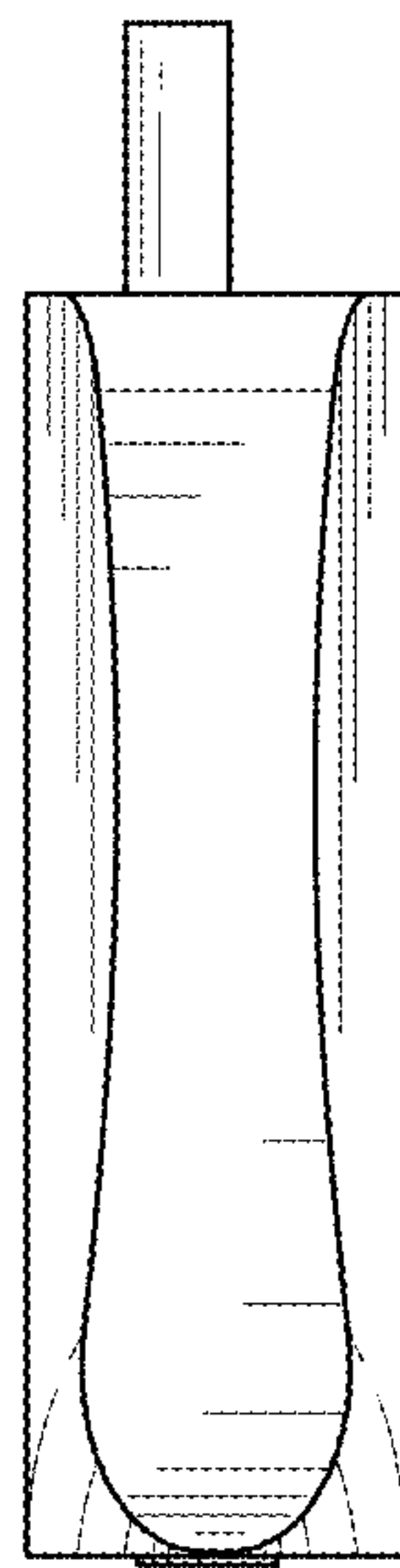


FIG. 5

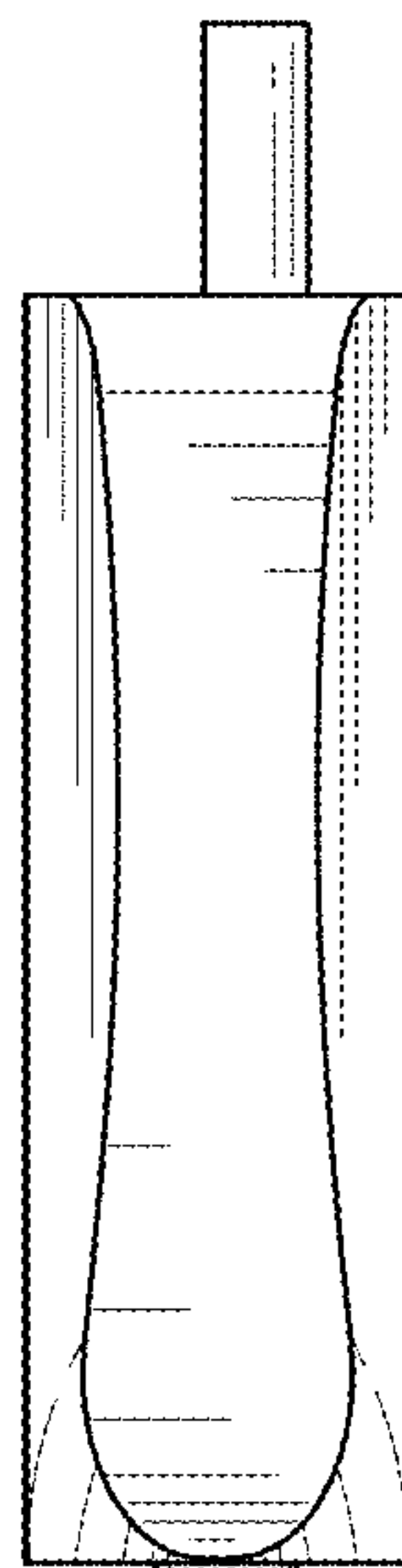


FIG. 6




FIG. 7

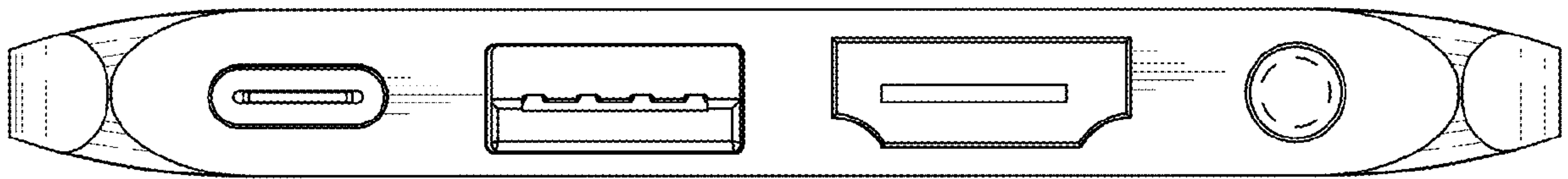


FIG. 8