



US00D885374S

(12) **United States Design Patent**
Gao

(10) **Patent No.:** **US D885,374 S**

(45) **Date of Patent:** **** May 26, 2020**

(54) **WIRELESS EXTENDER**

(71) Applicant: **Shenzhen Lenkeng Technology Limited**, Shenzhen, Guangdong Province (CN)

(72) Inventor: **Binghai Gao**, Shenzhen (CN)

(73) Assignee: **SHENZHEN LENKENG TECHNOLOGY LIMITED**, Shenzhen, Guangdong Province (CN)

(**) Term: **15 Years**

(21) Appl. No.: **29/665,036**

(22) Filed: **Sep. 28, 2018**

(30) **Foreign Application Priority Data**

May 31, 2018 (CN) 2018 3 0266033

(51) **LOC (12) Cl.** **14-03**

(52) **U.S. Cl.**
USPC **D14/240**

(58) **Field of Classification Search**
USPC D14/240, 242, 357, 358, 355, 125, 126,
D14/204, 214, 215, 216, 137, 155, 139,
D14/243, 348, 349, 351, 354, 435.1
CPC . H04L 12/66; H04L 63/0853; H04L 63/0272;
H04L 63/083; H04L 63/105; H05K 7/20;
H05K 7/20154

See application file for complete search history.

(56) **References Cited**

U.S. PATENT DOCUMENTS

D496,653 S * 9/2004 Townsend D14/240
D511,770 S * 11/2005 Chung D14/480.5

D524,817 S * 7/2006 Conley D14/480.5
D572,249 S * 7/2008 Yang D14/435.1
D577,715 S * 9/2008 Lim D14/240
D579,934 S * 11/2008 Okamoto D14/435.1
D624,920 S * 10/2010 Sheppard D14/435.1
D639,790 S * 6/2011 Kim D14/242
D672,351 S * 12/2012 Camacho D14/435.1
D716,804 S * 11/2014 Neumann D14/356
D846,538 S * 4/2019 Wild D14/240
D848,992 S * 5/2019 Moon D14/240
D871,383 S * 12/2019 Lee D14/240

* cited by examiner

Primary Examiner — Bridget L Eland

(74) *Attorney, Agent, or Firm* — Cheng-Ju Chiang

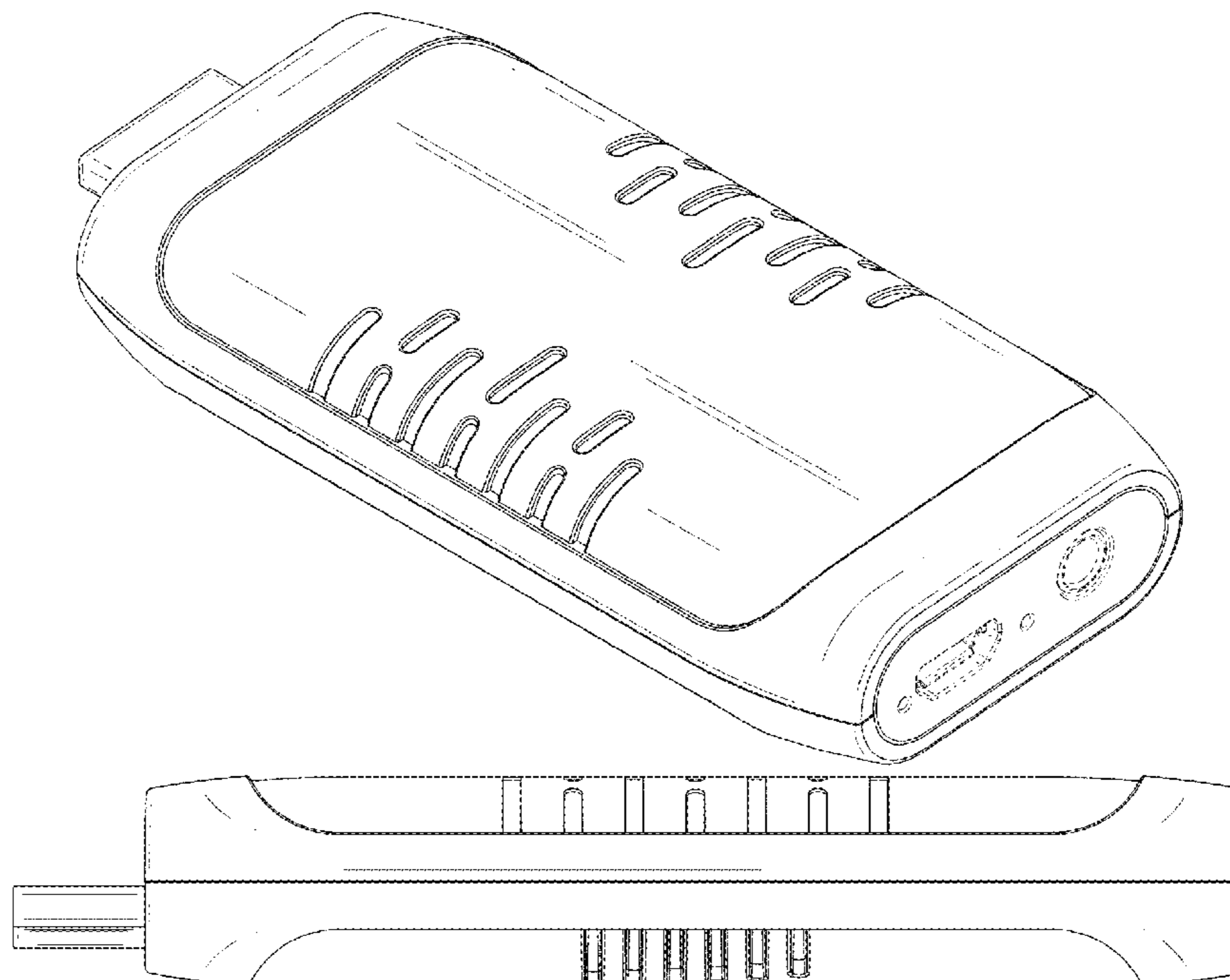
(57) **CLAIM**

The ornamental design for a wireless extender, as shown and described.

DESCRIPTION

FIG. 1 is a front, top and left perspective view of a wireless extender showing my new design;
FIG. 2 is a front view thereof;
FIG. 3 is a rear view thereof;
FIG. 4 is a left side view thereof;
FIG. 5 is a right side view thereof;
FIG. 6 is a top view thereof; and,
FIG. 7 is a bottom view thereof.
The broken lines are for illustrative purposes only and form no part of the claimed design.

1 Claim, 7 Drawing Sheets



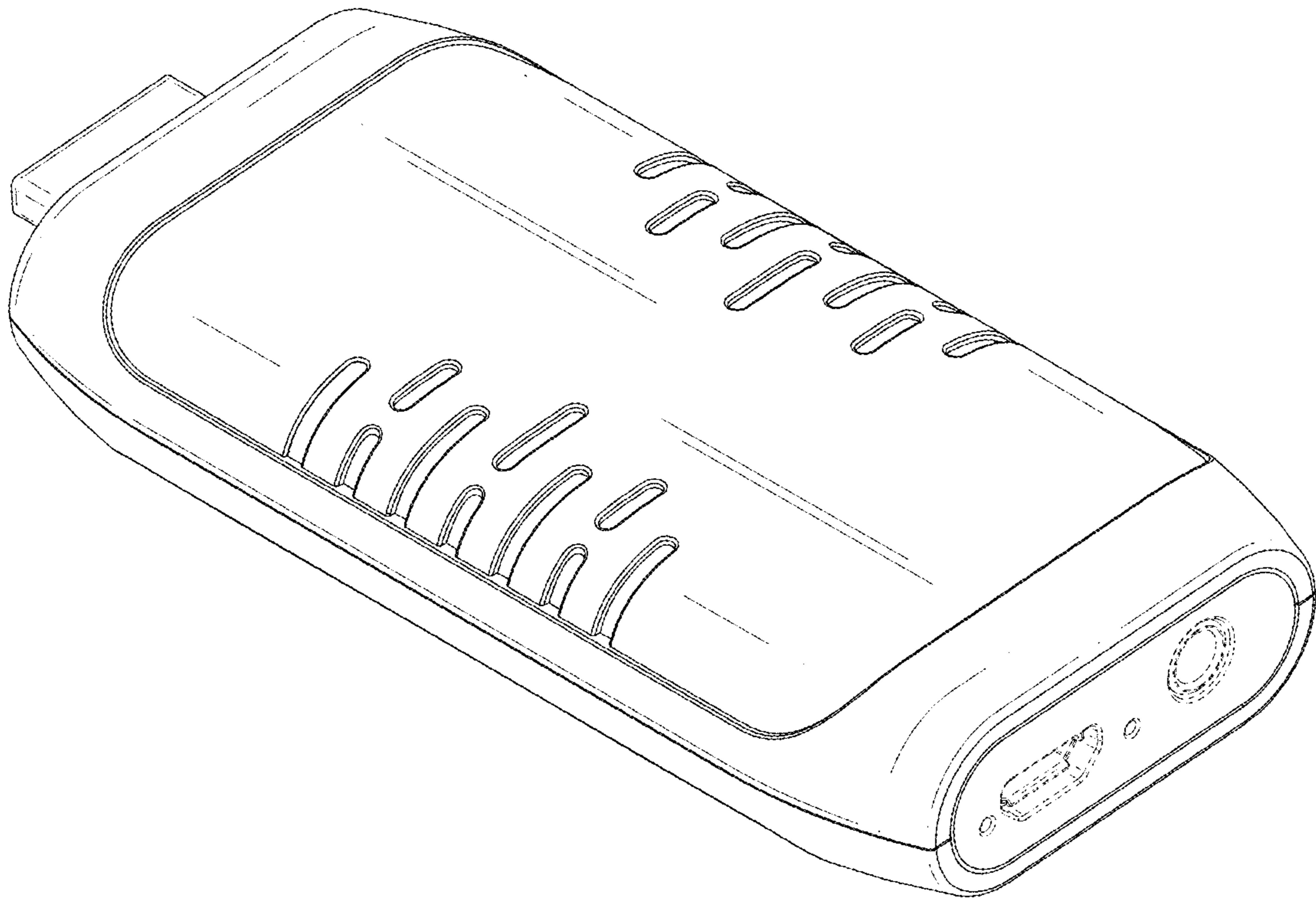


Fig. 1

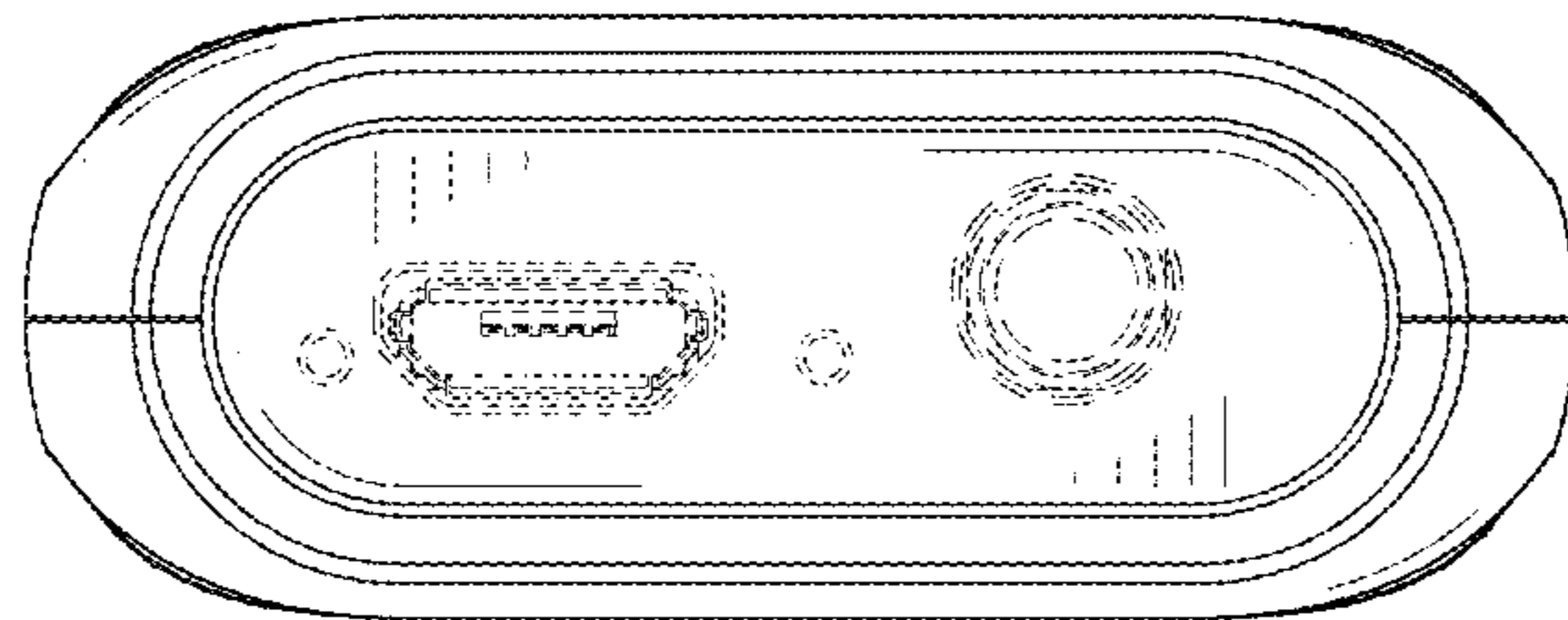


Fig. 2

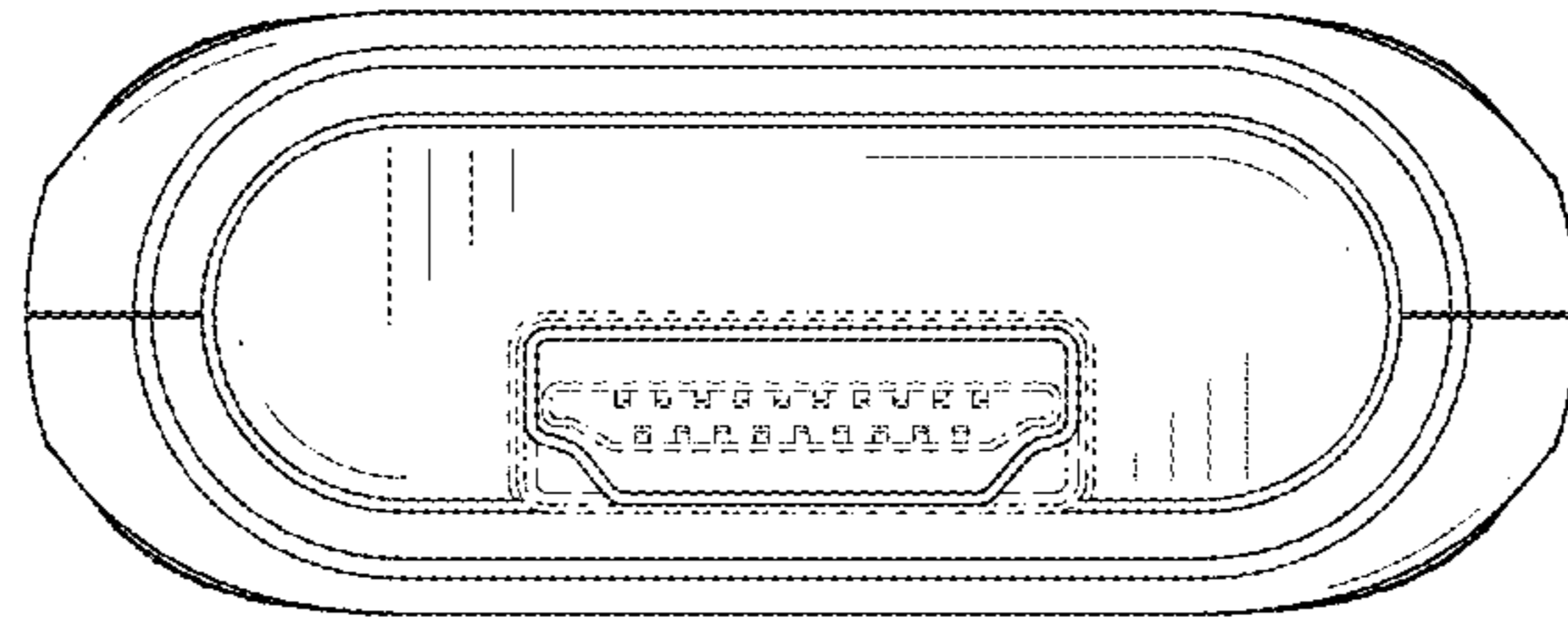


Fig. 3

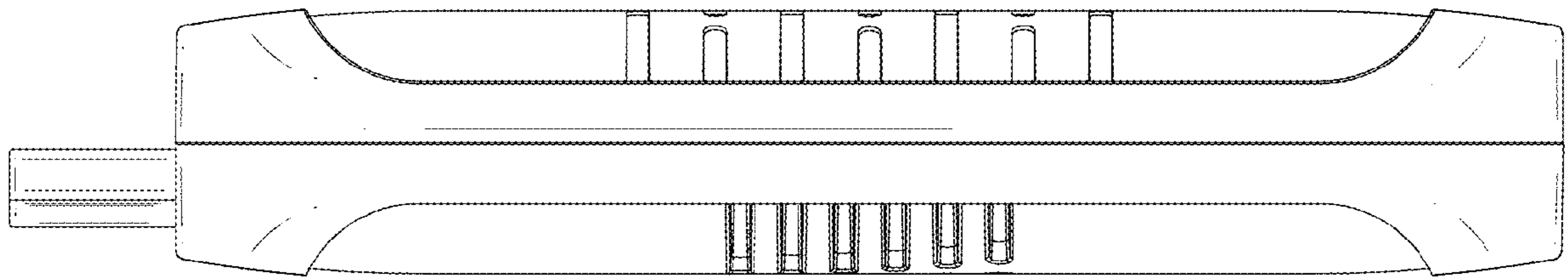


Fig. 4

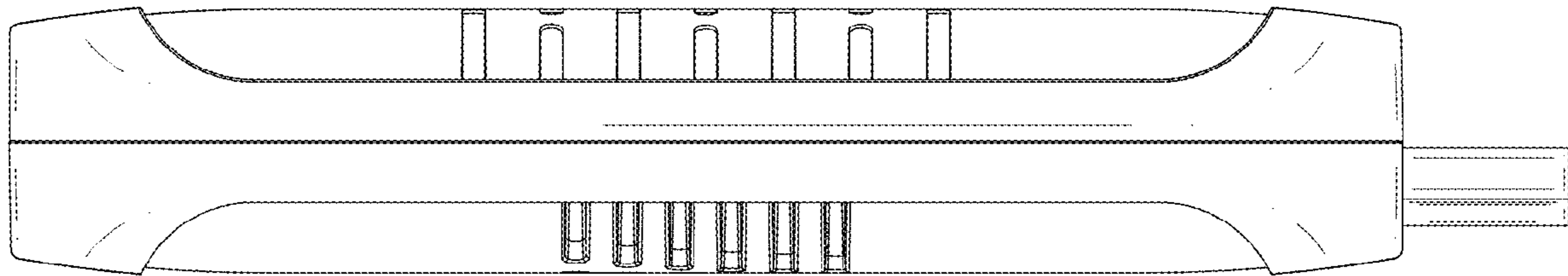


Fig. 5

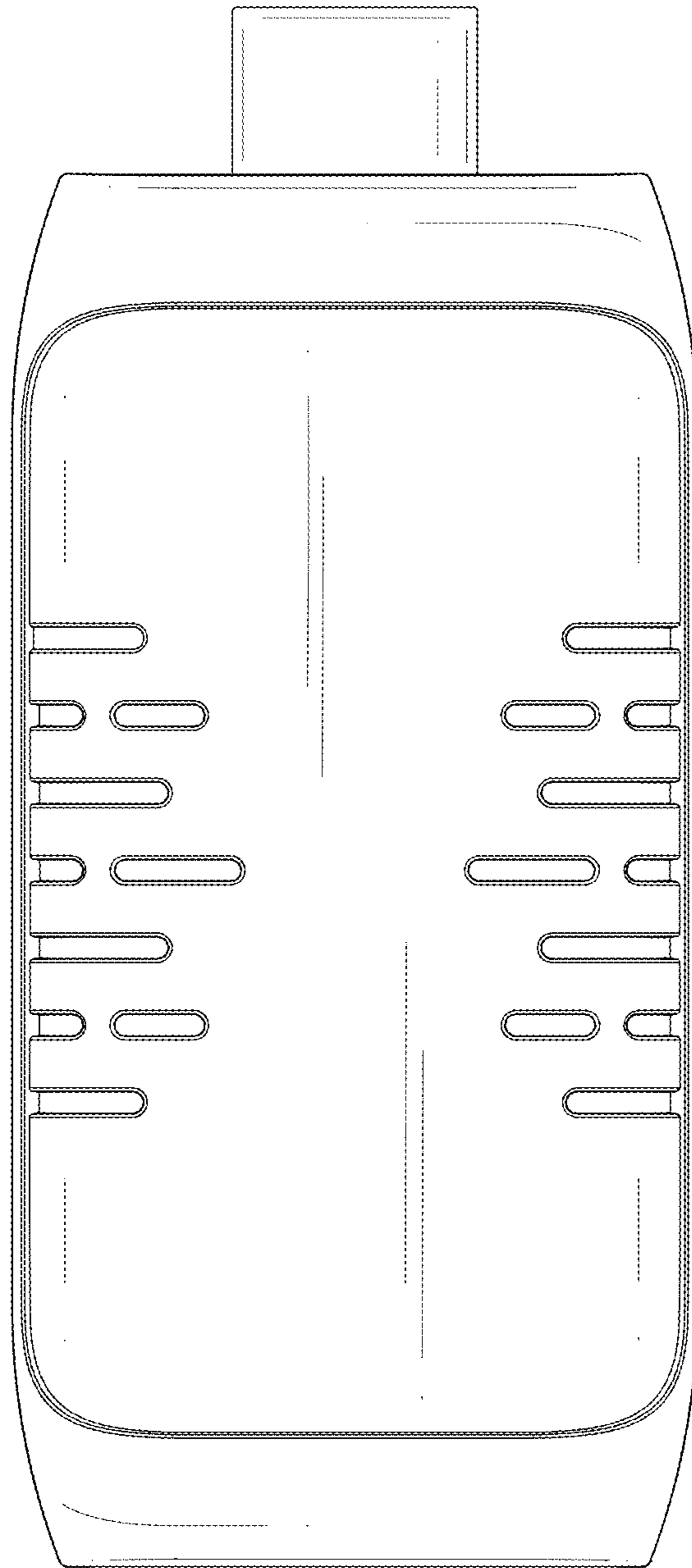


Fig. 6

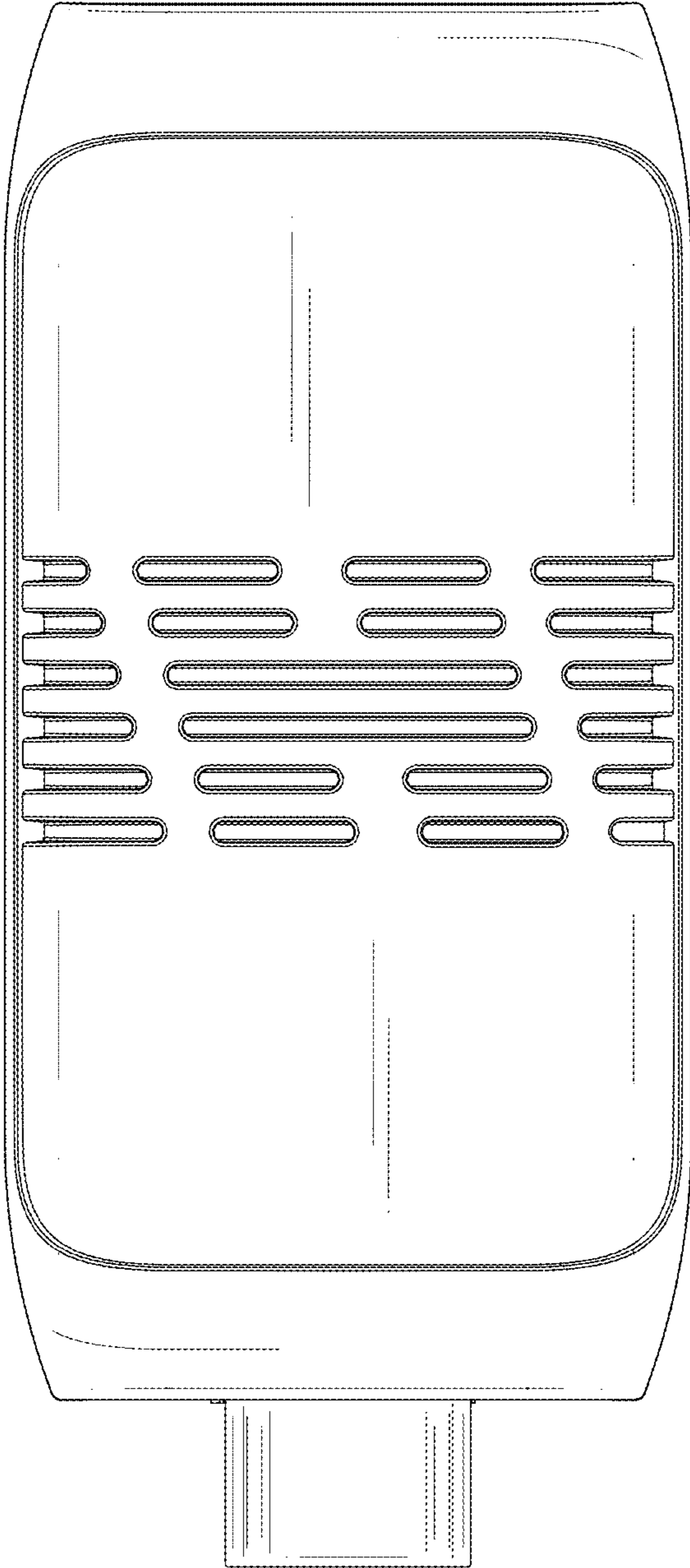


Fig. 7