



US00D885345S

(12) **United States Design Patent**  
**Chen**

(10) **Patent No.:** **US D885,345 S**

(45) **Date of Patent:** **\*\* May 26, 2020**

(54) **SMART PLUG**

(71) Applicant: **Cai Chen**, Guangdong (CN)

(72) Inventor: **Cai Chen**, Guangdong (CN)

(73) Assignee: **Shenzhen Cuco Smart Technology Co., Ltd**, Shenzhen, Guangdong (CN)

(\*\*) Term: **15 Years**

(21) Appl. No.: **29/663,632**

(22) Filed: **Sep. 18, 2018**

(51) **LOC (12) Cl.** ..... **13-03**

(52) **U.S. Cl.**  
USPC ..... **D13/139.8**

(58) **Field of Classification Search**

USPC ..... D13/103, 107, 108, 110, 118, 119, 123,  
D13/133, 137.1-137.4, 138.1-138.2,  
D13/139.1-139.8, 152-154, 184, 199  
CPC ..... H01R 25/00; H01R 25/006; H01R 13/00;  
H01R 13/04; H01R 13/10; H01R  
13/6666; H01R 13/6675; H01R 9/00;  
H01R 11/00; H01H 2207/00; H01H  
2207/022; H01H 2203/00; H02J 7/00;  
H02J 7/0003; H02J 7/0011; H02J 7/0013;  
H02J 7/0054; H02J 7/0055; H02J 7/0057;  
H01M 2/02; H01M 2/022; H01M 2/0202;  
H01M 2/0207; H01M 2/0212; H01M  
2220/10; H01M 2220/20; Y02E 60/12;  
Y02E 60/122; Y02E 60/124; Y02E 60/50  
See application file for complete search history.

(56) **References Cited**

**U.S. PATENT DOCUMENTS**

D412,488 S \* 8/1999 Lien ..... D13/123  
D435,515 S \* 12/2000 Stekelenburg ..... D13/139.6  
D435,516 S \* 12/2000 Stekelenburg ..... D13/139.8  
D436,923 S \* 1/2001 Stekelenburg ..... D13/139.8

D489,685 S \* 5/2004 Yu ..... D13/139.8  
D490,777 S \* 6/2004 Yu ..... D13/139.8  
D510,562 S \* 10/2005 Lodato ..... D13/108  
D636,728 S \* 4/2011 Terleski ..... D13/139.4  
D642,529 S \* 8/2011 Su ..... D13/137.2  
D662,056 S \* 6/2012 Lee ..... D13/139.8  
D667,795 S \* 9/2012 Zien ..... H01R 25/003  
D13/139.4  
D673,912 S \* 1/2013 Benedetti ..... D13/137.2  
D693,770 S \* 11/2013 Miller ..... D13/139.2  
D712,837 S \* 9/2014 Chuang ..... D13/139.1  
D775,081 S \* 12/2016 Xu ..... D13/139.6  
D786,797 S \* 5/2017 Hsu ..... D13/137.2  
D795,812 S \* 8/2017 Huang ..... D13/139.6  
D796,442 S \* 9/2017 Xu ..... D13/139.6  
D796,443 S \* 9/2017 Xu ..... D13/139.6  
D796,444 S \* 9/2017 Xu ..... D13/139.6  
D796,445 S \* 9/2017 Xu ..... D13/139.6  
D797,675 S \* 9/2017 Xu ..... D13/139.6  
D797,676 S \* 9/2017 Xu ..... D13/139.6

(Continued)

*Primary Examiner* — Rosemary K Tarcza

*Assistant Examiner* — Christy M Nemeth

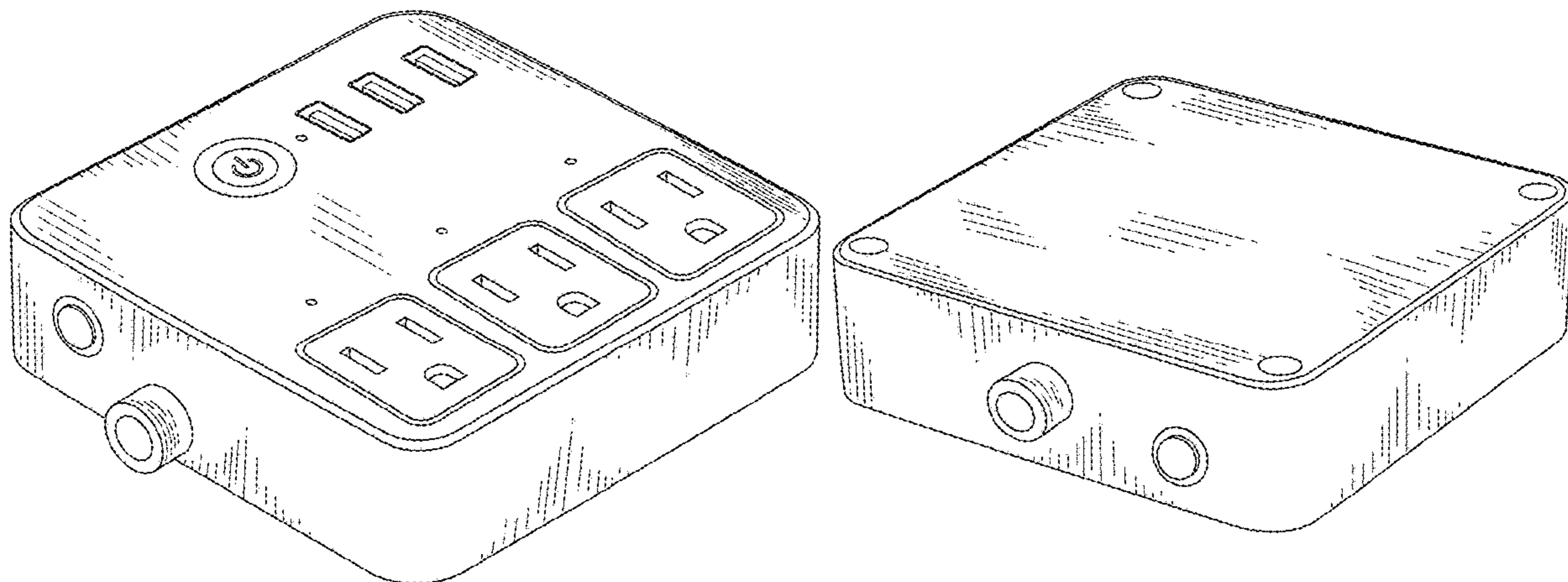
(57) **CLAIM**

I claim the ornamental design for a smart plug, as shown and described.

**DESCRIPTION**

FIG. 1 is a perspective view of a smart plug showing my new design;  
FIG. 2 is a front elevational view thereof;  
FIG. 3 is a rear elevational view thereof;  
FIG. 4 is a left side elevational view thereof;  
FIG. 5 is a right side elevational view thereof;  
FIG. 6 is a top plan view thereof;  
FIG. 7 is a bottom plan view thereof; and,  
FIG. 8 is another perspective view thereof.  
The broken lines in the drawings are for the purpose of illustrating portions of the smart plug that form no part of the claimed design.

**1 Claim, 8 Drawing Sheets**



(56)

**References Cited**

U.S. PATENT DOCUMENTS

D801,276 S *	10/2017	Lin	.....	D13/139.7
D807,828 S *	1/2018	Xu	.....	D13/137.2
D816,037 S *	4/2018	Byrne	.....	D13/137.2
D816,038 S *	4/2018	Lu	.....	D13/137.3
D816,039 S *	4/2018	Lu	.....	D13/139.8
D823,805 S *	7/2018	Xu	.....	D13/139.8
D828,304 S *	9/2018	Chen	.....	D13/139.8
D832,215 S *	10/2018	Xu	.....	D13/137.2
D834,519 S *	11/2018	Faul	.....	D13/137.2
D836,542 S *	12/2018	Xu	.....	D13/107
D837,736 S *	1/2019	Liao	.....	D13/139.7
D852,749 S *	7/2019	Wang	.....	D13/139.8
D856,937 S *	8/2019	Rupert	.....	D13/139.4

\* cited by examiner

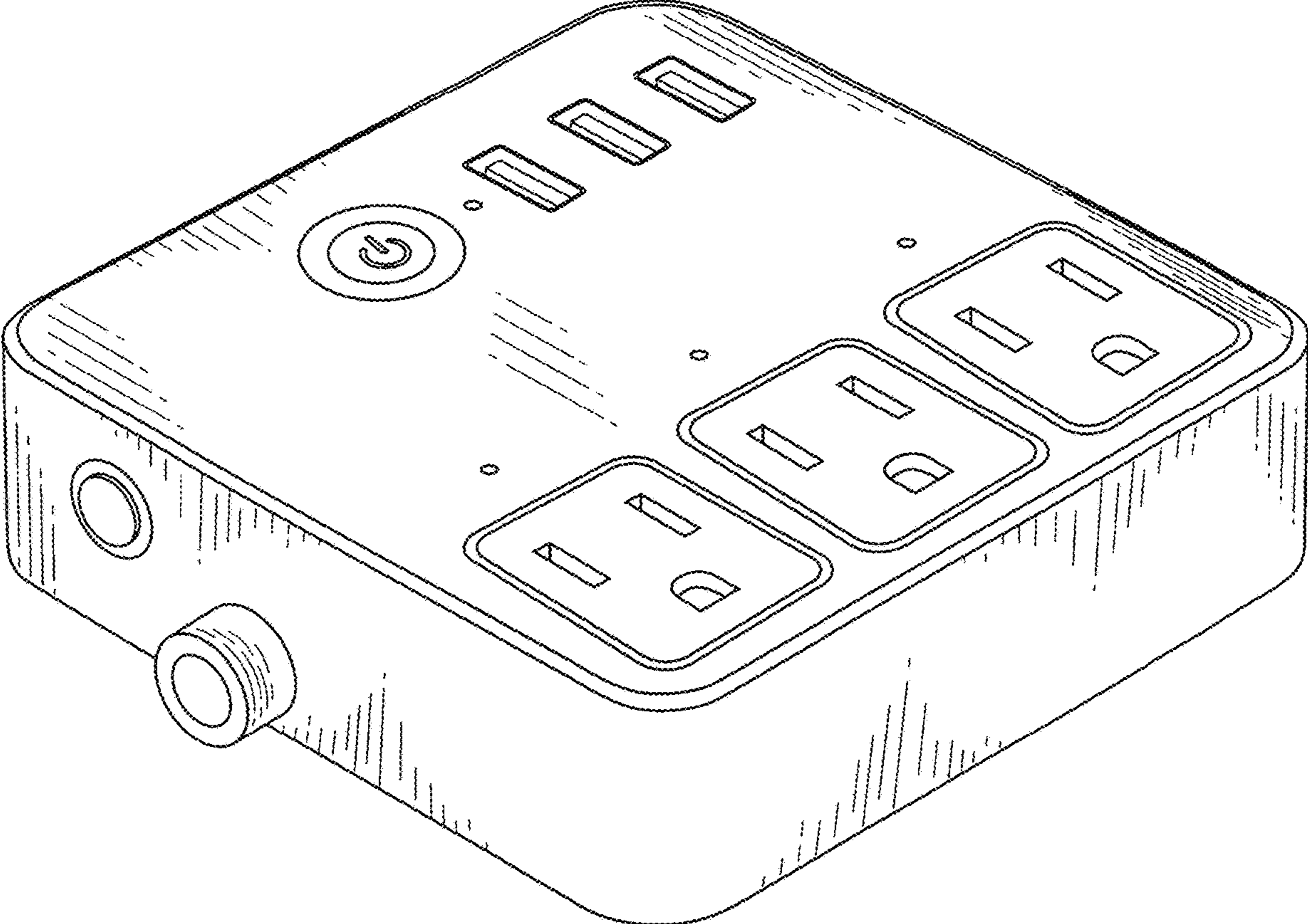


FIG. 1



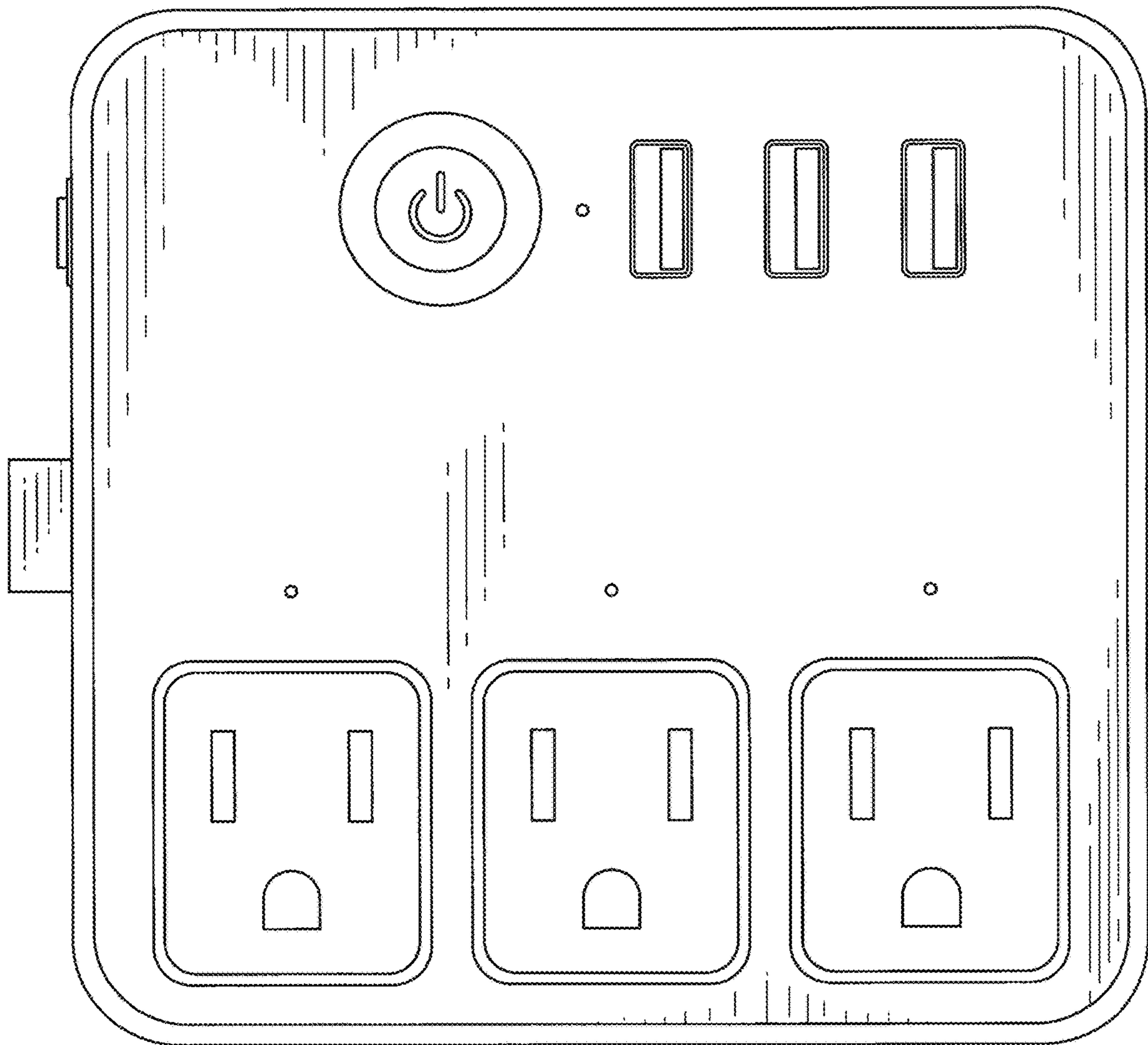


FIG. 2




FIG. 3

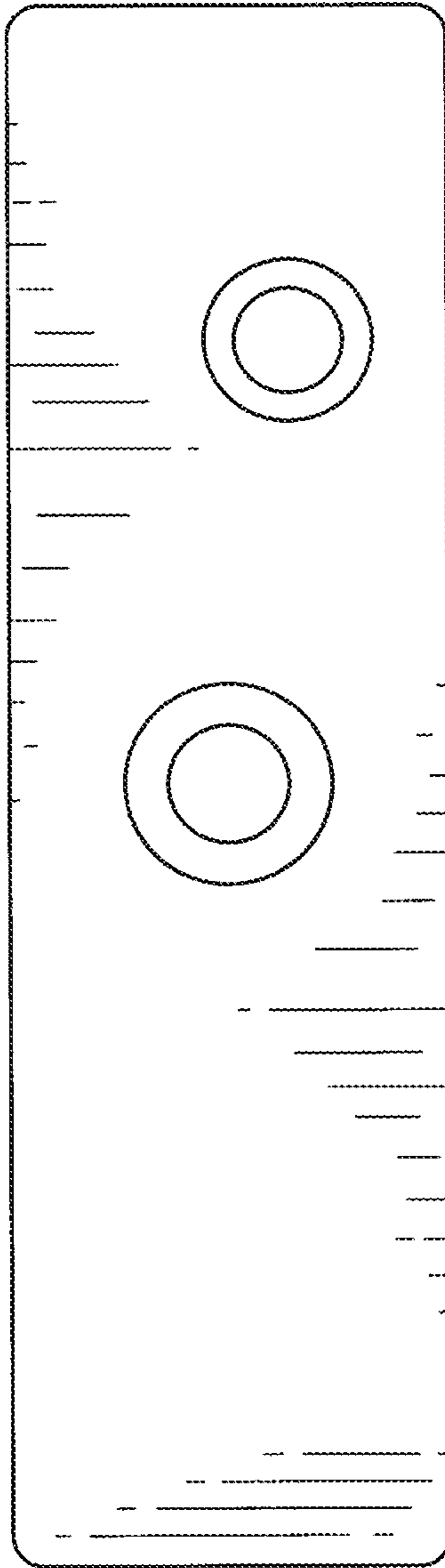


FIG. 4

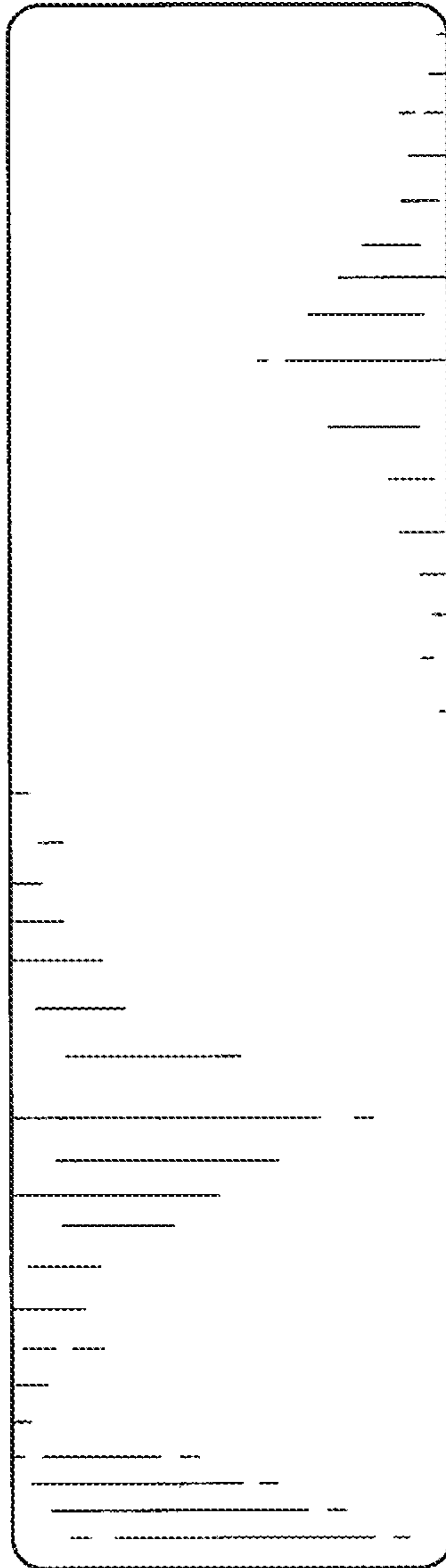


FIG. 5

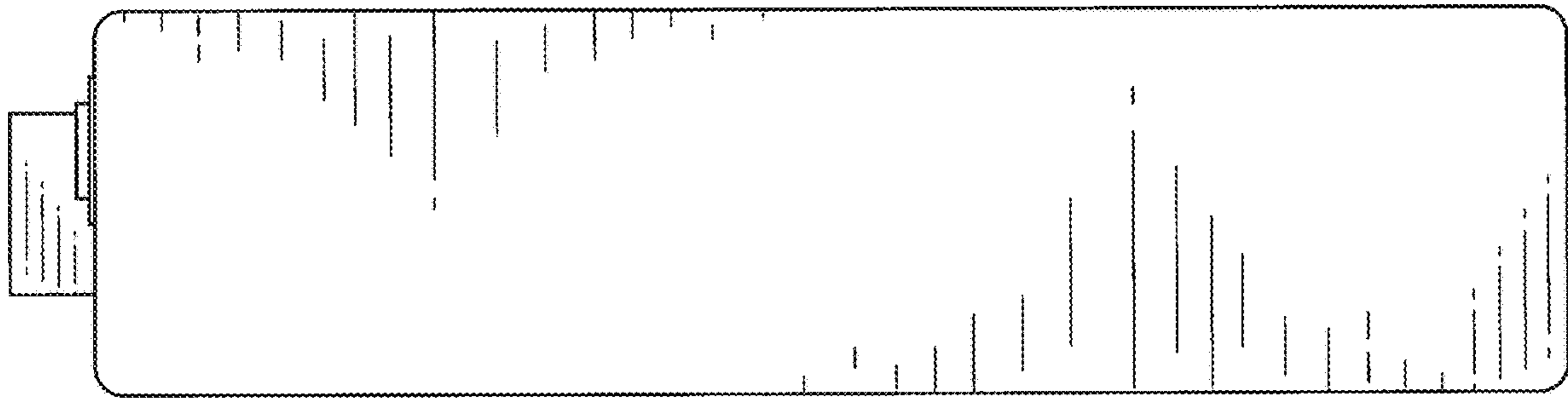


FIG. 6



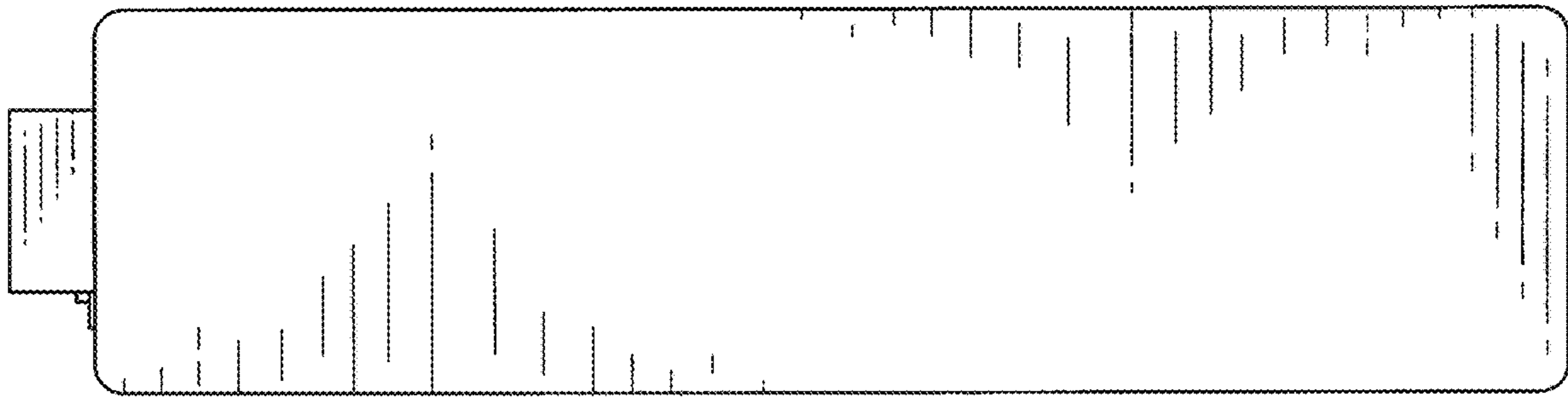


FIG. 7

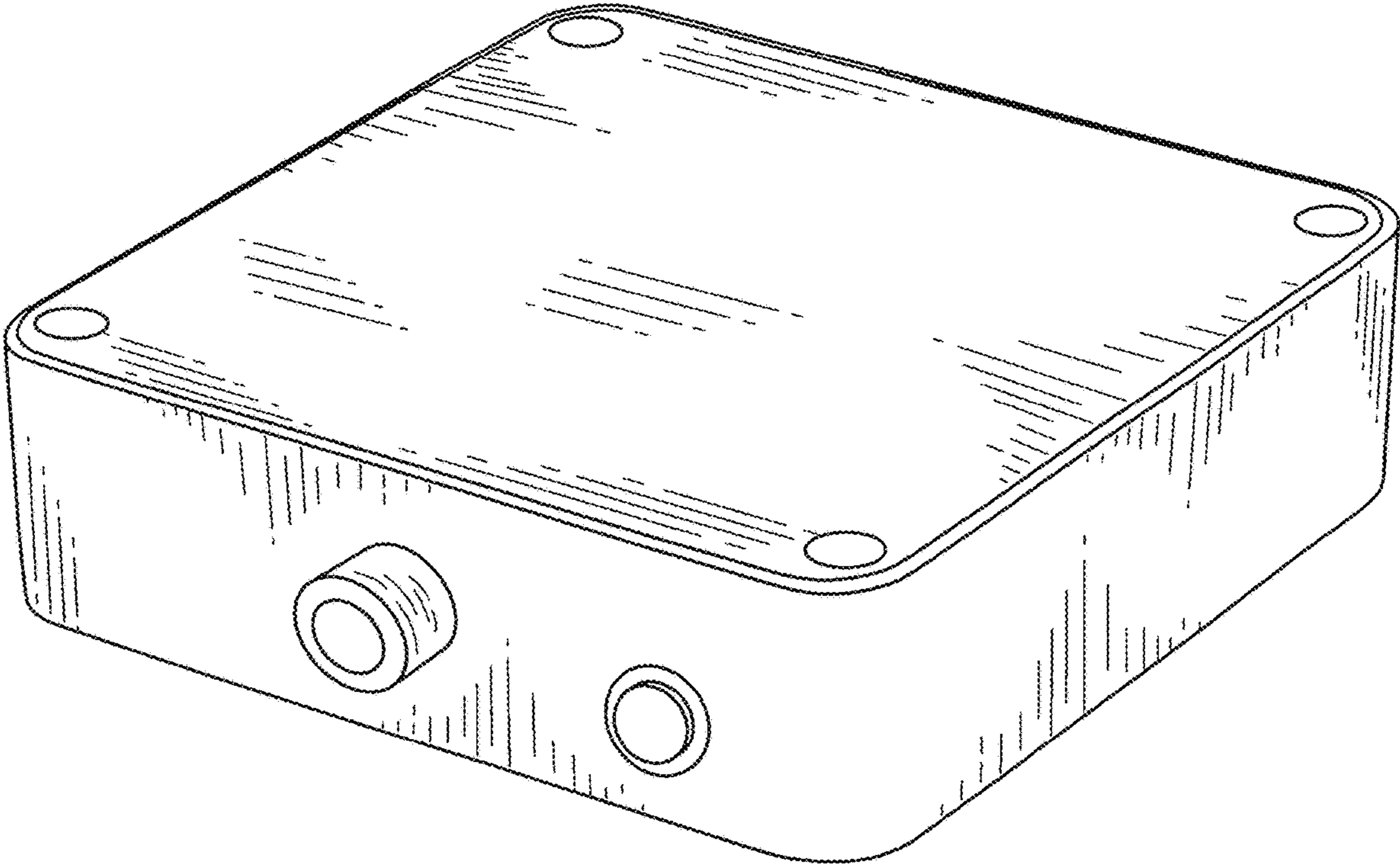


FIG. 8