



US00D885328S

(12) **United States Design Patent** (10) **Patent No.:** **US D885,328 S**
Bartell (45) **Date of Patent:** **** May 26, 2020**

(54) **VAPORIZER BATTERY**

(71) Applicant: **Ario Vape, LLC**, New Castle, WA (US)
(72) Inventor: **Ben Bartell**, New Castle, WA (US)
(73) Assignee: **ARIO VAPE, LLC**, New Castle, WA (US)
(**) Term: **15 Years**
(21) Appl. No.: **29/685,281**

(22) Filed: **Mar. 27, 2019**

(51) **LOC (12) Cl.** **13-02**

(52) **U.S. Cl.**
USPC **D13/103; D27/101**

(58) **Field of Classification Search**
USPC D13/103, 107, 108, 110, 133, D13/137.1-137.4, 138.1-138.2, D13/139.1-139.8, 146, 147, 151-156, D13/173, 177, 199; D14/432, 433, 435.1, D14/250; D23/231, 232; D15/7-9; D8/350, 353-356; D27/101, 194
CPC H01R 11/00; H01R 9/00; H01R 13/00; H01R 13/04; H01R 13/10; H01R 13/6666; H01R 13/6675; H01R 25/00; H01R 25/006; H01H 2207/00; H01H 2207/022; Y02E 60/12; Y02E 60/122; Y02E 60/124; Y02E 60/50; H01M 2/02; H01M 2/022; H01M 2/0202; H01M 2/0207; H01M 2/0212; H01M 2/1061; H01M 2/1022; H01M 2/1055; H01M 2/1066; H01M 2/105; H01M 2/204; H02J 7/00; H02J 7/0003; H02J 7/0011; H02J 7/0013; H02J 7/0054; H02J 7/0055; H02J 7/0057; Y02T 10/7005; Y02T 10/705; Y02T 10/7088; B60L 11/1809; B60L 11/1861

See application file for complete search history.

(56) **References Cited**

U.S. PATENT DOCUMENTS

D645,817 S *	9/2011	Sasada	D13/108
D779,719 S *	2/2017	Qiu	D27/101
D821,305 S *	6/2018	Liu	D13/103
D846,492 S *	4/2019	Verleur	D13/103
D855,251 S *	7/2019	Qiu	D27/162
D861,240 S *	9/2019	Qiu	D27/101
D861,973 S *	10/2019	Qiu	D27/101
D864,862 S *	10/2019	Cheng	D13/108
2018/0020738 A1 *	1/2018	Qiu	A24F 47/008 131/329

* cited by examiner

Primary Examiner — Rosemary K Tarcza
Assistant Examiner — Christy M Nemeth
(74) *Attorney, Agent, or Firm* — Kilpatrick Townsend & Stockton LLP

(57) **CLAIM**

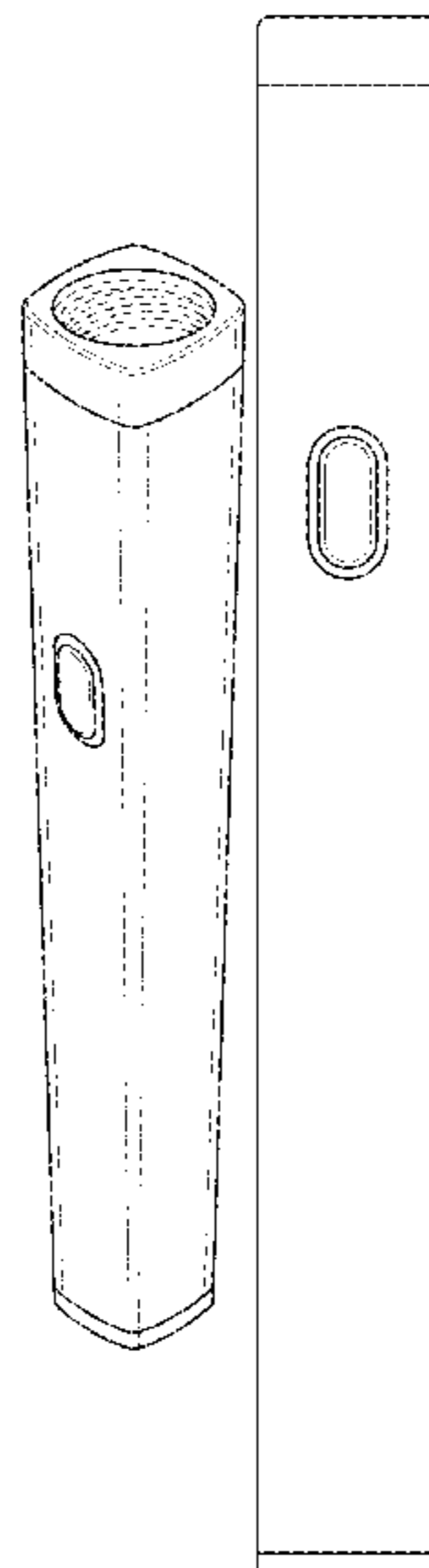
The ornamental design for a vaporizer battery, as shown and described.

DESCRIPTION

FIG. 1 is a perspective view of a vaporizer battery, showing my new design;
FIG. 2 is a top plan view thereof;
FIG. 3 is a bottom plan view thereof.
FIG. 4 is a front elevation view thereof;
FIG. 5 is a rear elevation view thereof;
FIG. 6 is a left side elevation view thereof;
FIG. 7 is a right side elevation view thereof; and,
FIG. 8 is a perspective view of the vaporizer battery in a state of use.

The broken lines immediately adjacent the shaded area in FIG. 3 are for the purpose of illustrating a boundary and form no part of the claim. The remaining broken lines are for the purpose of illustrating environmental subject matter and portions of the vaporizer battery that form no part of the claim.

1 Claim, 4 Drawing Sheets



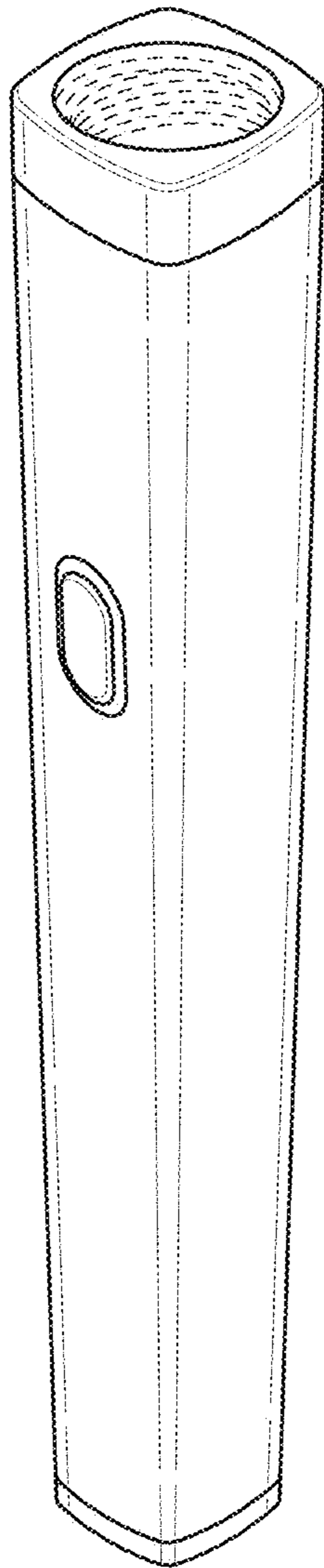


FIG. 1

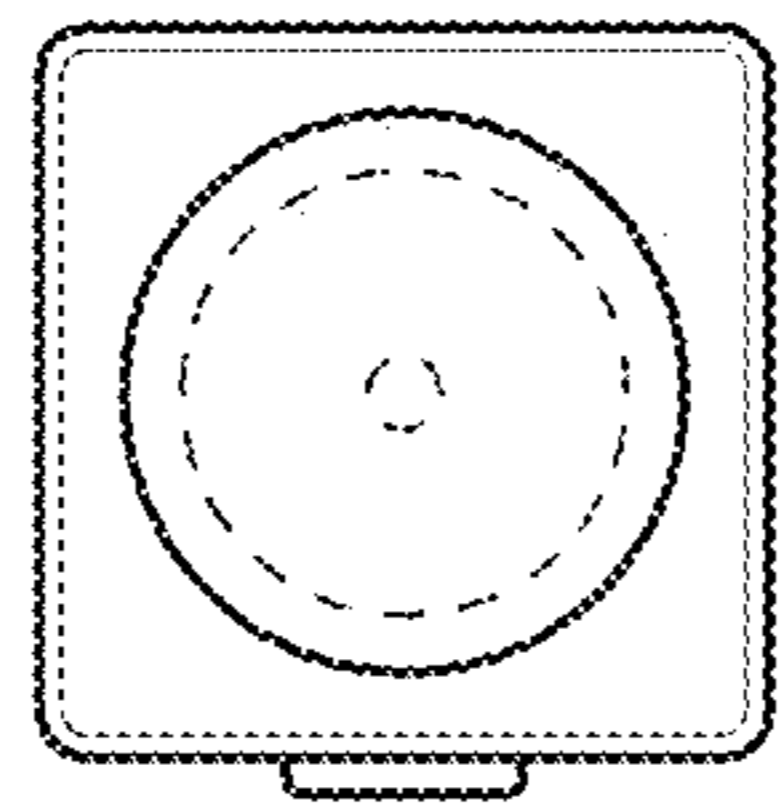


FIG. 2

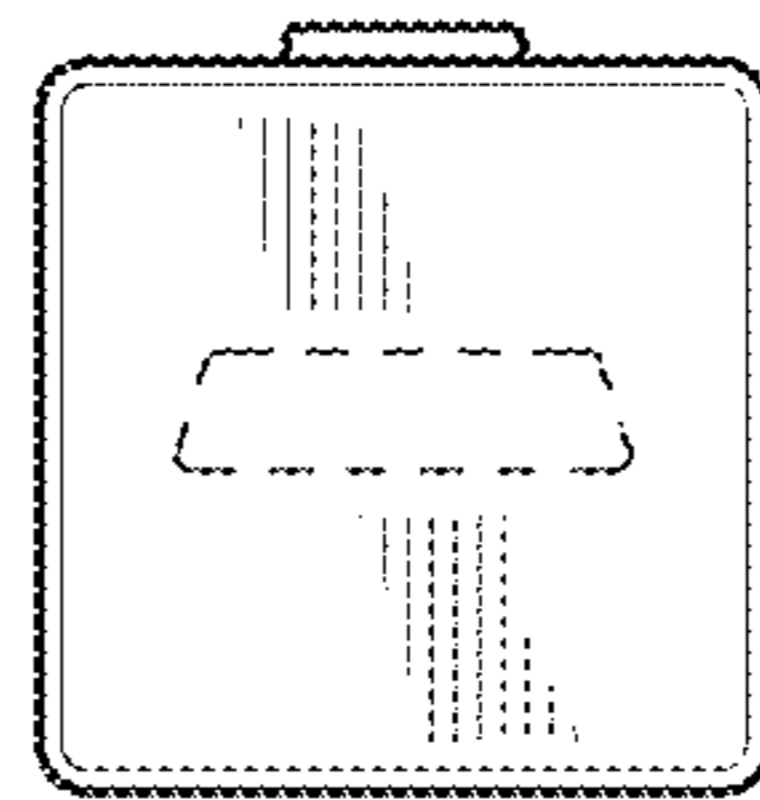


FIG. 3




FIG. 4




FIG. 5




FIG. 6




FIG. 7

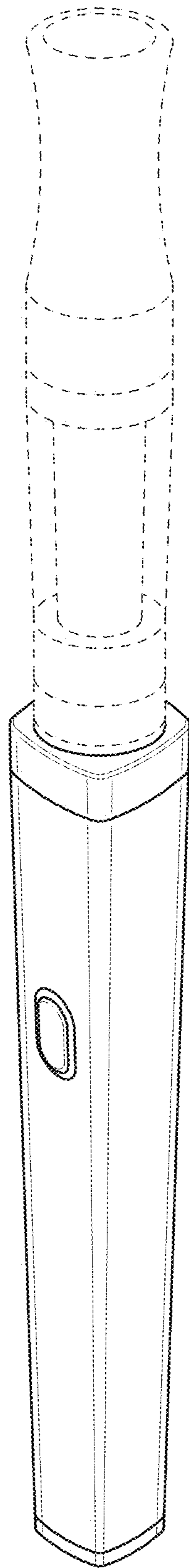


FIG. 8