



US00D885319S

(12) **United States Design Patent** (10) **Patent No.:** **US D885,319 S**  
**Dressler et al.** (45) **Date of Patent:** **\*\* May 26, 2020**

- (54) **VEHICLE TIRE TREAD**
- (71) Applicant: **American Kenda Rubber Industrial Co., Ltd.**, Reynoldsburg, OH (US)
- (72) Inventors: **Andrew Dressler**, North Canton, OH (US); **Jessica Posa**, Massillon, OH (US); **Jordan Price**, Akron, OH (US)
- (73) Assignee: **American Kenda Rubber Industrial Co., Ltd.**, Reynoldsburg, OH (US)
- (\*\*) Term: **15 Years**
- (21) Appl. No.: **29/680,683**
- (22) Filed: **Feb. 19, 2019**
- (51) **LOC (12) Cl.** ..... **12-15**
- (52) **U.S. Cl.**  
USPC ..... **D12/588**
- (58) **Field of Classification Search**  
USPC ..... D12/586, 587, 588, 589, 590, 594, 595, D12/600, 601, 602, 603, 900  
CPC ..... B60C 11/032; B60C 11/0388  
See application file for complete search history.

- D709,820 S \* 7/2014 Rohweder ..... D12/586
- D728,464 S \* 5/2015 Kudo ..... D12/589
- D730,817 S \* 6/2015 Parr ..... D12/601
- D735,645 S \* 8/2015 Drake ..... D12/588
- D736,697 S \* 8/2015 Leocadio ..... D12/588
- D765,585 S \* 9/2016 Fujii ..... D12/588
- D777,654 S \* 1/2017 Lundgren ..... D12/600
- D803,767 S \* 11/2017 Mariti ..... D12/588
- D812,550 S \* 3/2018 Digman ..... D12/588
- D860,925 S \* 9/2019 Nguyen ..... D12/588
- D861,583 S \* 10/2019 Zimmerman ..... D12/588
- D867,978 S \* 11/2019 Davenport ..... D12/588

\* cited by examiner

*Primary Examiner* — Robert M. Spear  
 (74) *Attorney, Agent, or Firm* — Standley Law Group LLP; Eric M. Gayan; Stephen L. Grant

(57) **CLAIM**

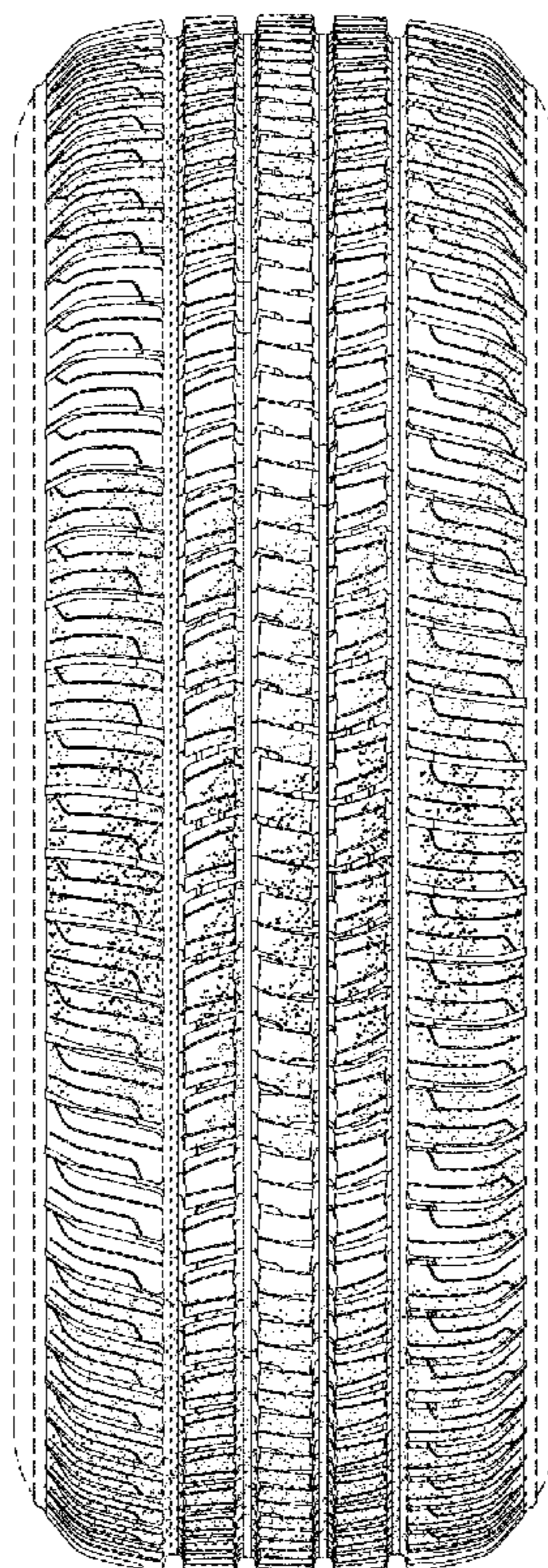
The ornamental design for a vehicle tire tread, as shown and described.

**DESCRIPTION**

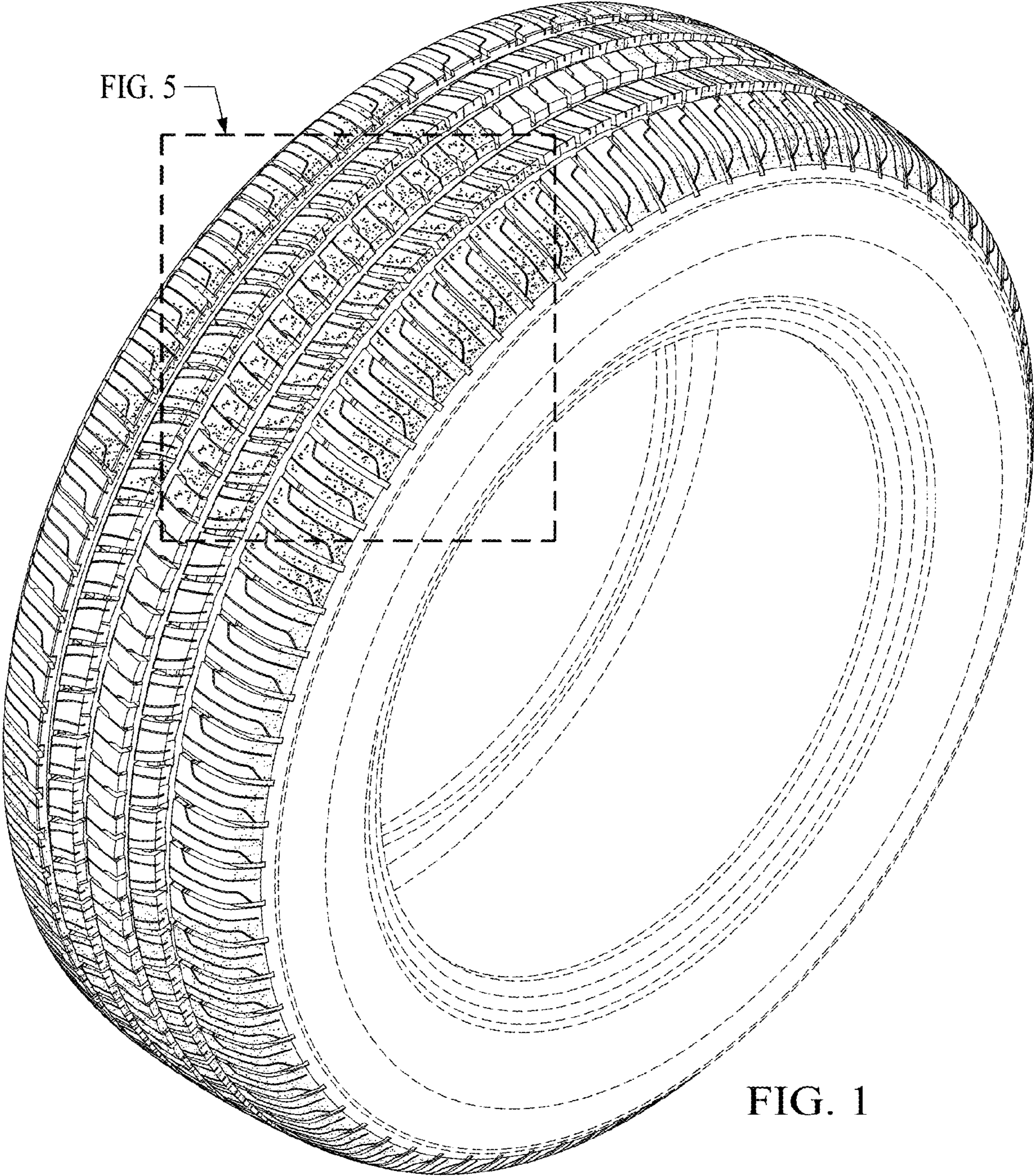
FIG. 1 is a perspective view of a vehicle tire tread showing my new design, it being understood that the depicted tread pattern extends over the entire circumference of the tire;  
 FIG. 2 is an outside elevational view thereof;  
 FIG. 3 is an inside elevational view thereof;  
 FIG. 4 is a front elevational view thereof; and,  
 FIG. 5 is an enlarged fragmentary view thereof.  
 In the drawing figures, the tire features shown in broken lines indicate environmental subject matter only, and form no part of the claimed design.

**1 Claim, 5 Drawing Sheets**

- (56) **References Cited**  
U.S. PATENT DOCUMENTS
- D561,685 S \* 2/2008 Lee ..... D12/588
- D586,733 S \* 2/2009 Shinohara ..... D12/588
- D610,969 S \* 3/2010 Dixon ..... D12/587
- D619,958 S \* 7/2010 Maxwell ..... D12/586









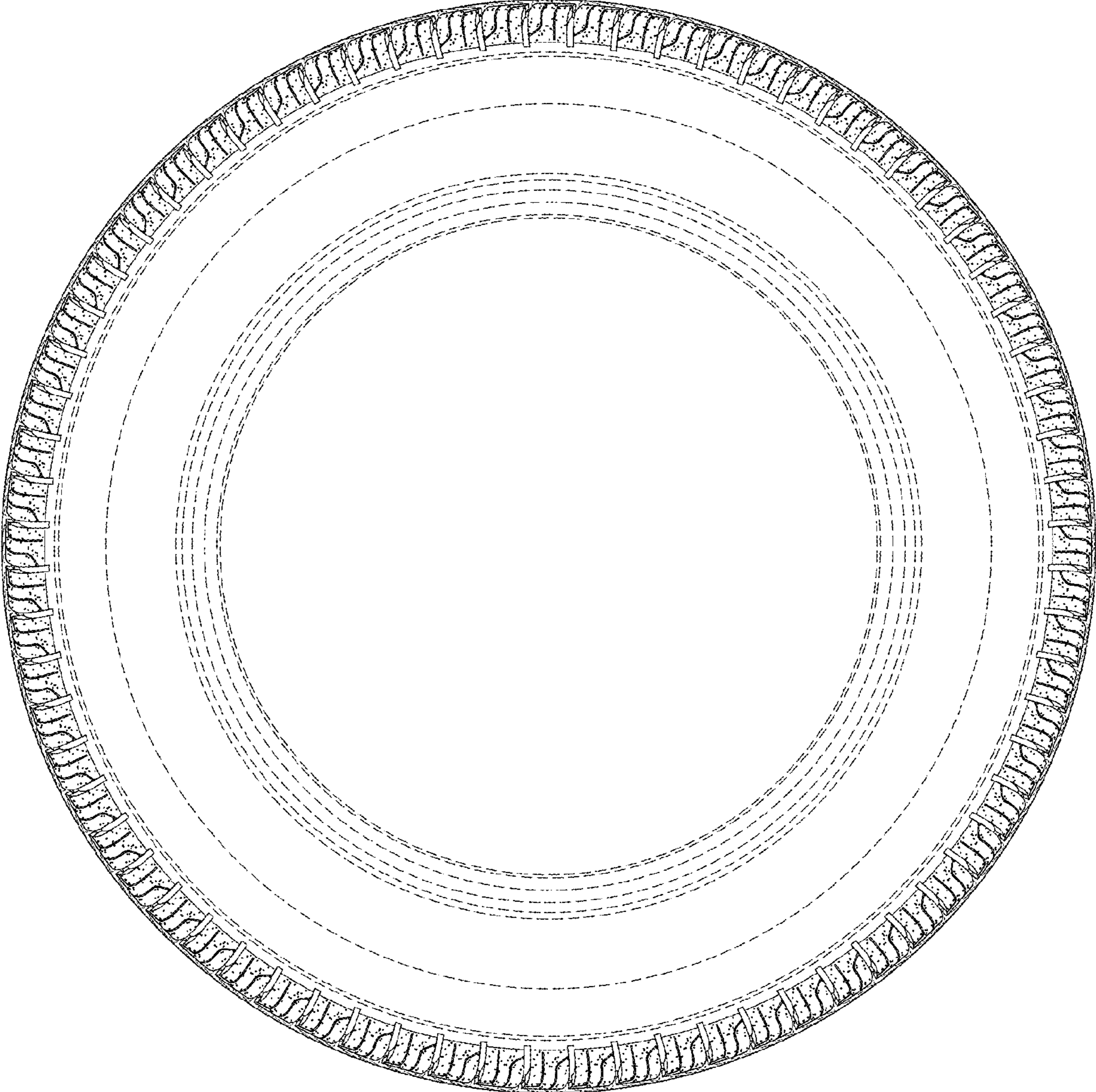


FIG. 2

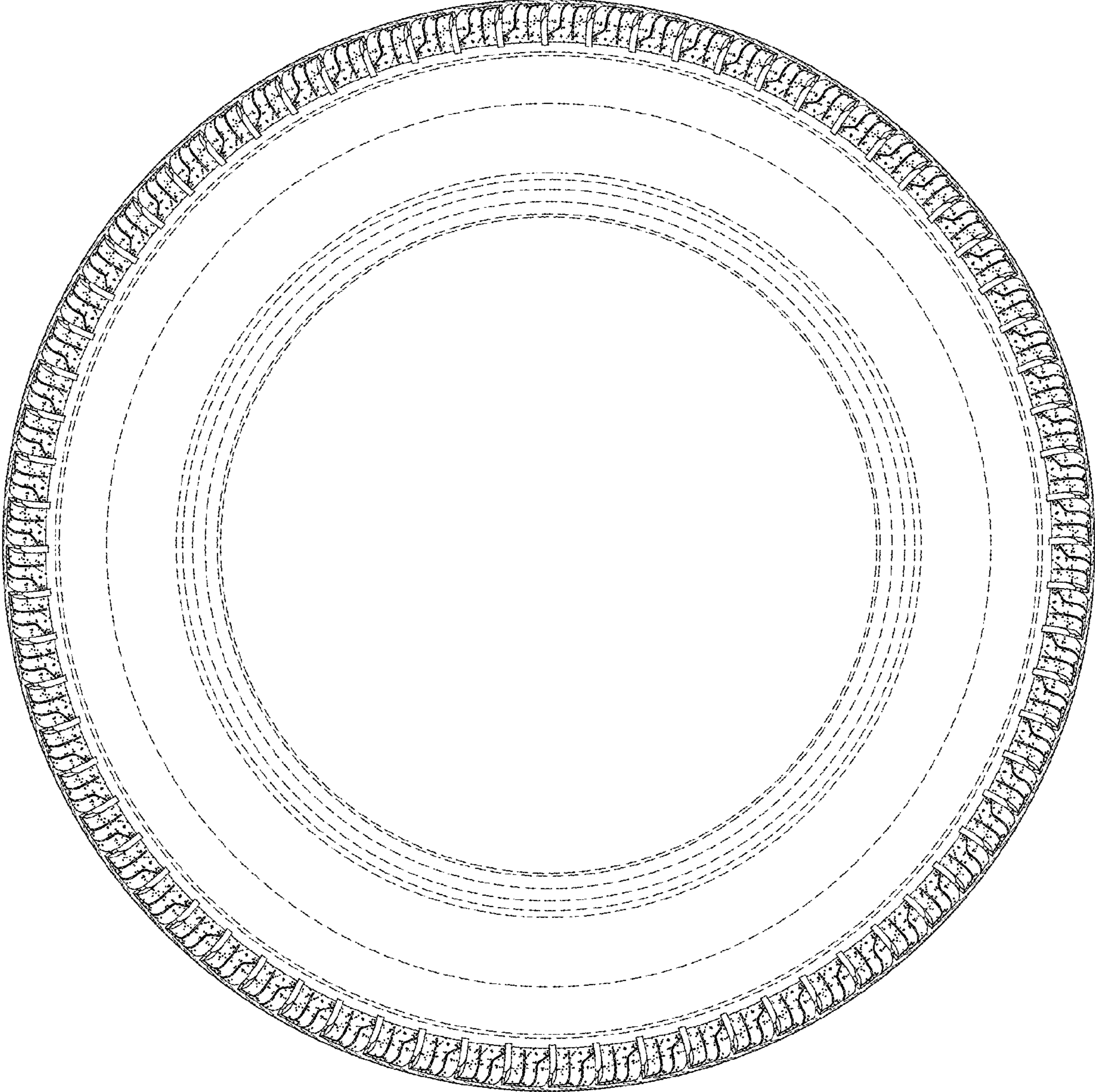


FIG. 3



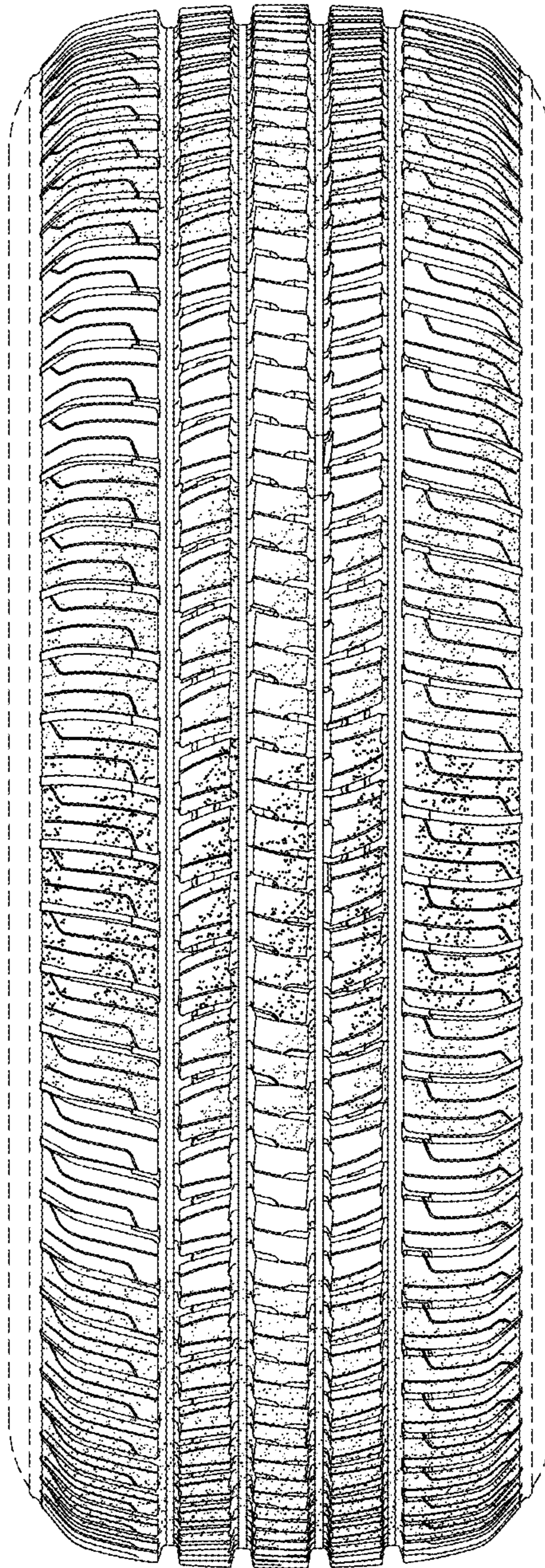


FIG. 4



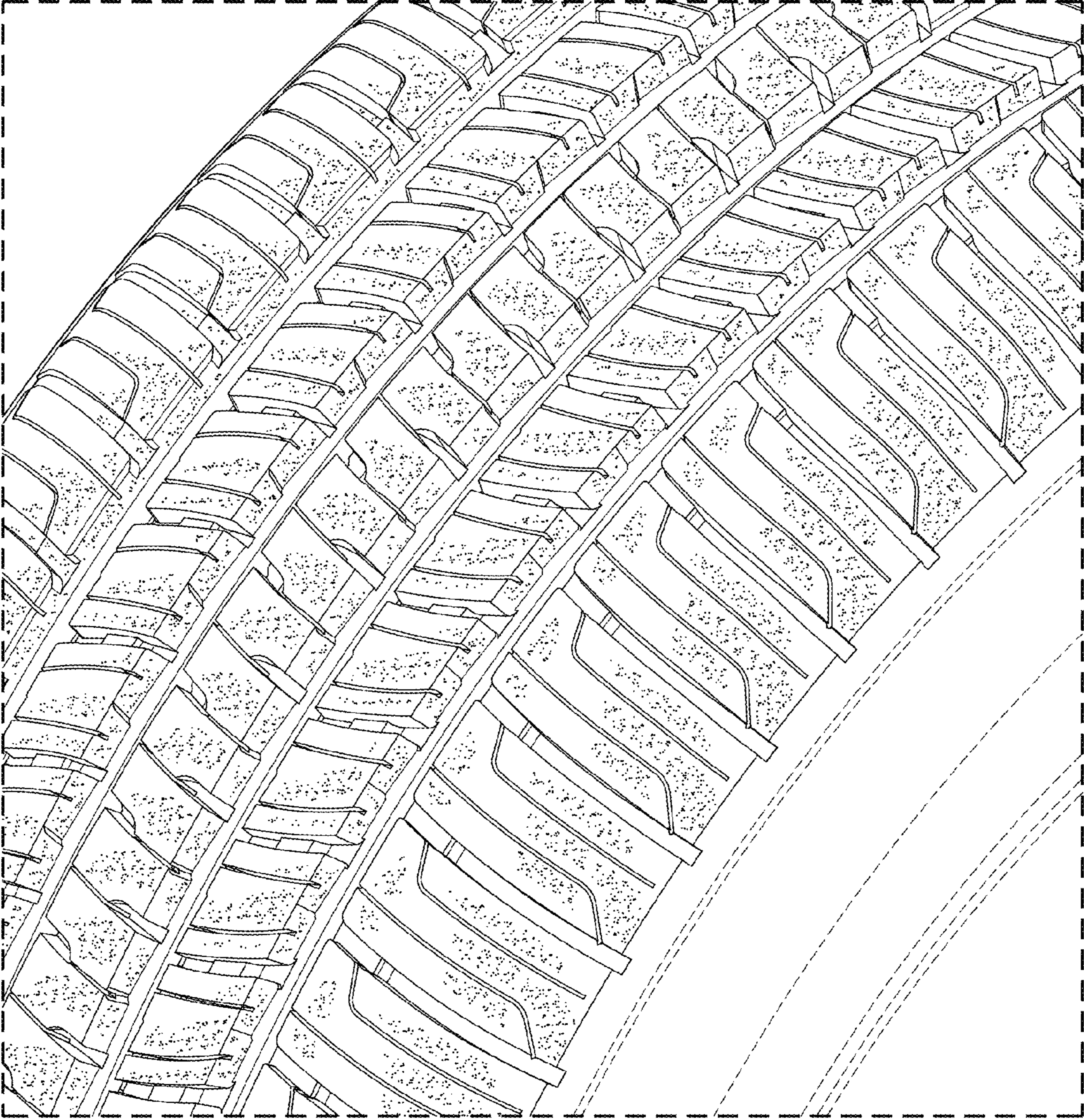


FIG. 5