



US00D885317S

(12) **United States Design Patent**
Chen

(10) **Patent No.:** **US D885,317 S**

(45) **Date of Patent:** **** May 26, 2020**

(54) **TIRE**

(71) Applicant: **Cheng Shin Rubber (Xiamen) Ind. Ltd.**, Xiamen (CN)

(72) Inventor: **Shiu-Hsiung Chen**, Xiamen (CN)

(73) Assignee: **CHENG SHIN RUBBER (XIAMEN) IND. LTD.**, Xiamen (CN)

(**) Term: **15 Years**

(21) Appl. No.: **29/656,954**

(22) Filed: **Jul. 18, 2018**

(30) **Foreign Application Priority Data**

Apr. 28, 2018 (CN) 2018 3 0189107

(51) **LOC (12) Cl.** **12-15**

(52) **U.S. Cl.**
USPC **D12/583**

(58) **Field of Classification Search**
USPC D12/568, 574-604
CPC Y10T 152/10027; B60C 1/0016; B60C 11/0306; B60C 11/0302; B60C 3/06; B60C 9/17
See application file for complete search history.

(56) **References Cited**

U.S. PATENT DOCUMENTS

D390,511 S * 2/1998 Rowe D12/583
D397,646 S * 9/1998 Labbe D12/583
D405,735 S * 2/1999 Hagmaier D12/583
D457,127 S * 5/2002 Warchol D12/583

D496,329 S * 9/2004 Thomas D12/583
D570,767 S * 6/2008 Miyazaki D12/579
D590,330 S * 4/2009 Miyazaki D12/583
D633,032 S * 2/2011 Su D12/583

* cited by examiner

Primary Examiner — Brandon M Rosati

Assistant Examiner — John A Voytek

(74) *Attorney, Agent, or Firm* — Bayramoglu Law Offices LLC

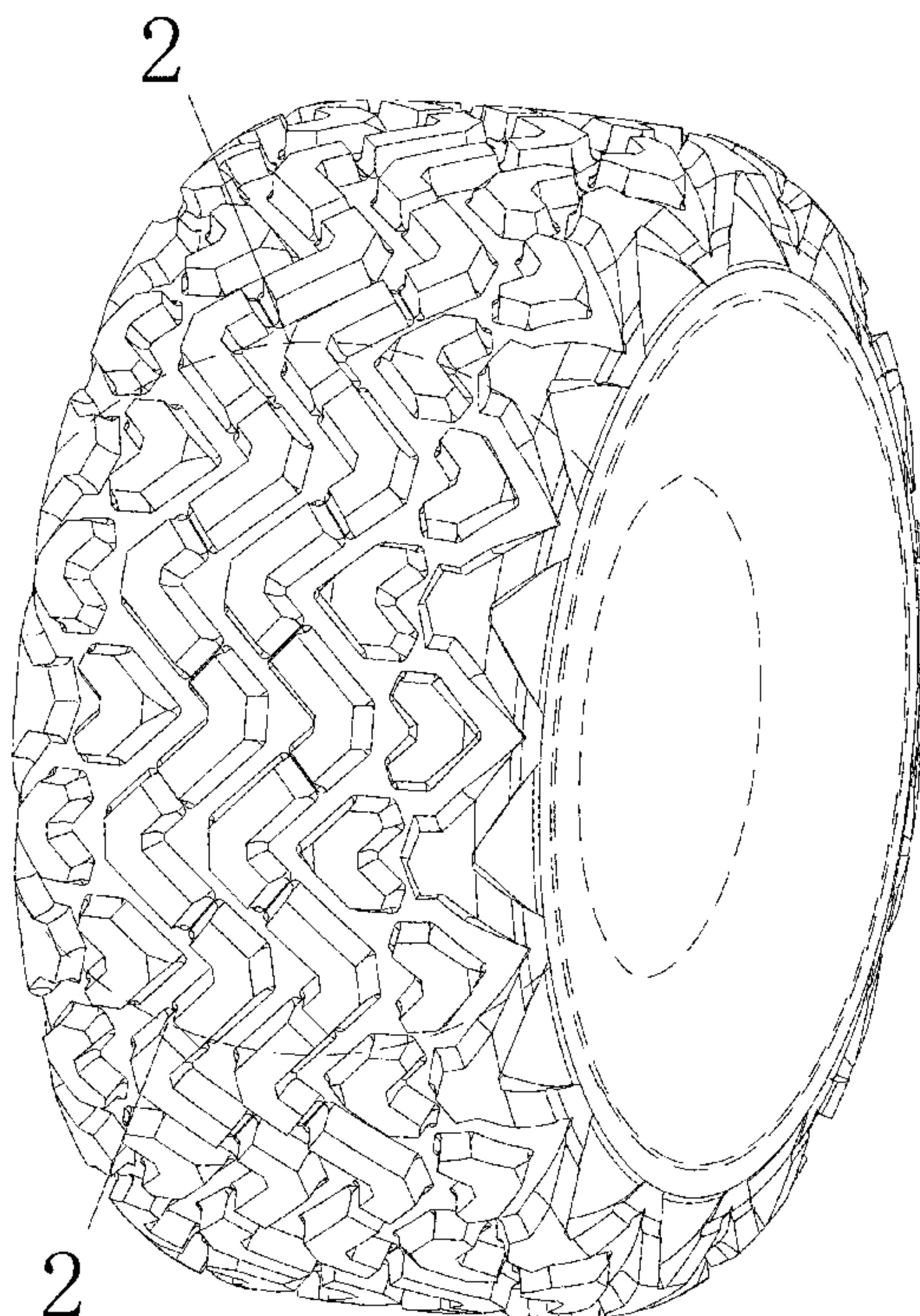
(57) **CLAIM**

I claim the ornamental design for a tire, as shown and described.

DESCRIPTION

FIG. 1 is a perspective view of a tire showing my present design;
FIG. 2 is an enlarged view showing a portion of the tire as indicated in FIG. 1 thereof;
FIG. 3 is a front view thereof;
FIG. 4 is an enlarged view showing a portion of the tire as indicated in FIG. 3 thereof;
FIG. 5 is a rear view thereof;
FIG. 6 is a left side view thereof;
FIG. 7 is a right side view thereof;
FIG. 8 is a top view thereof; and,
FIG. 9 is a bottom view thereof.
In the drawings, the cut lines shown in FIGS. 1 & 3 indicate the areas shown as enlarged views in FIGS. 2 & 4. The broken lines depict environmental subject matter only and form no part of the claimed design.

1 Claim, 9 Drawing Sheets



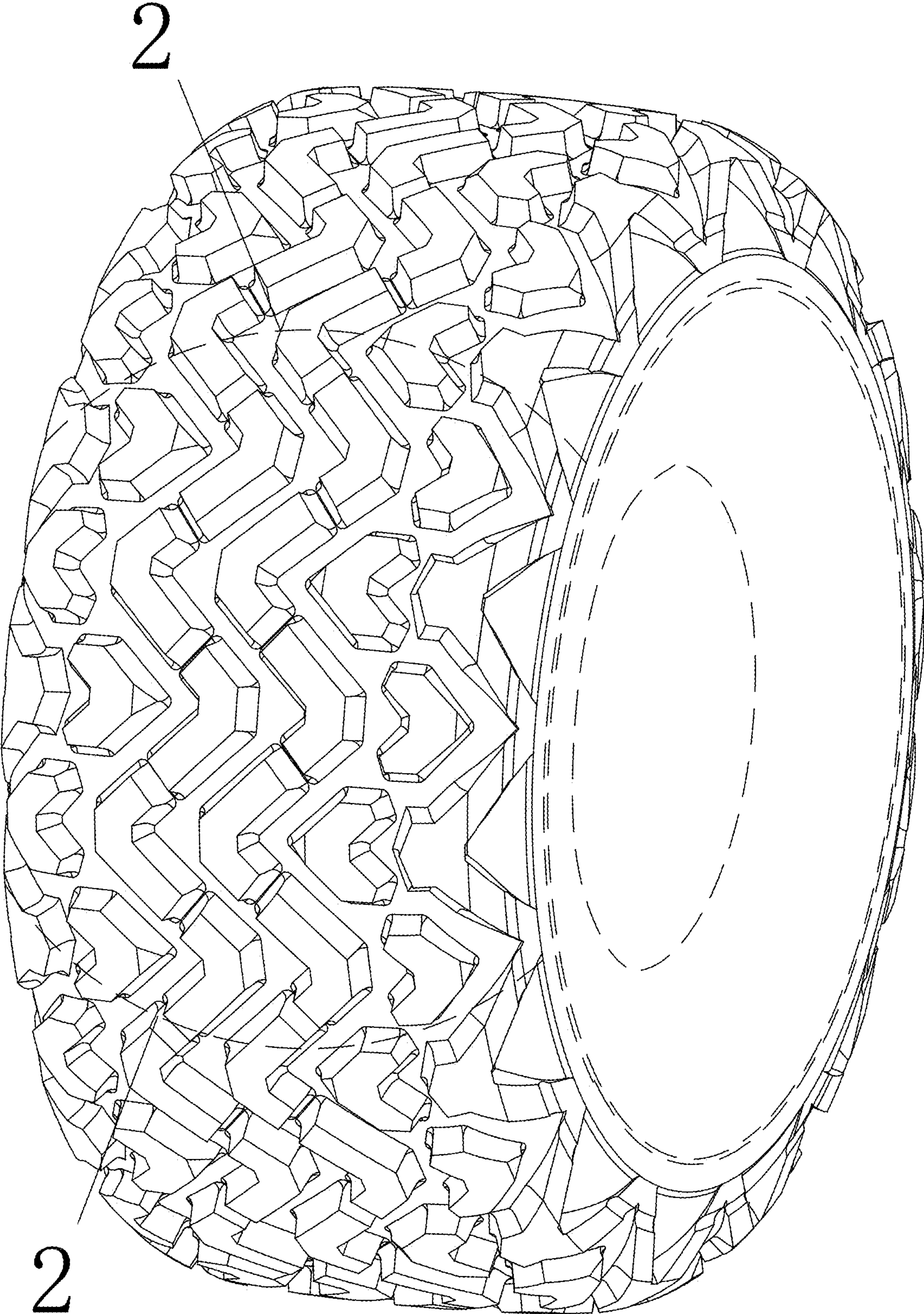


FIG. 1

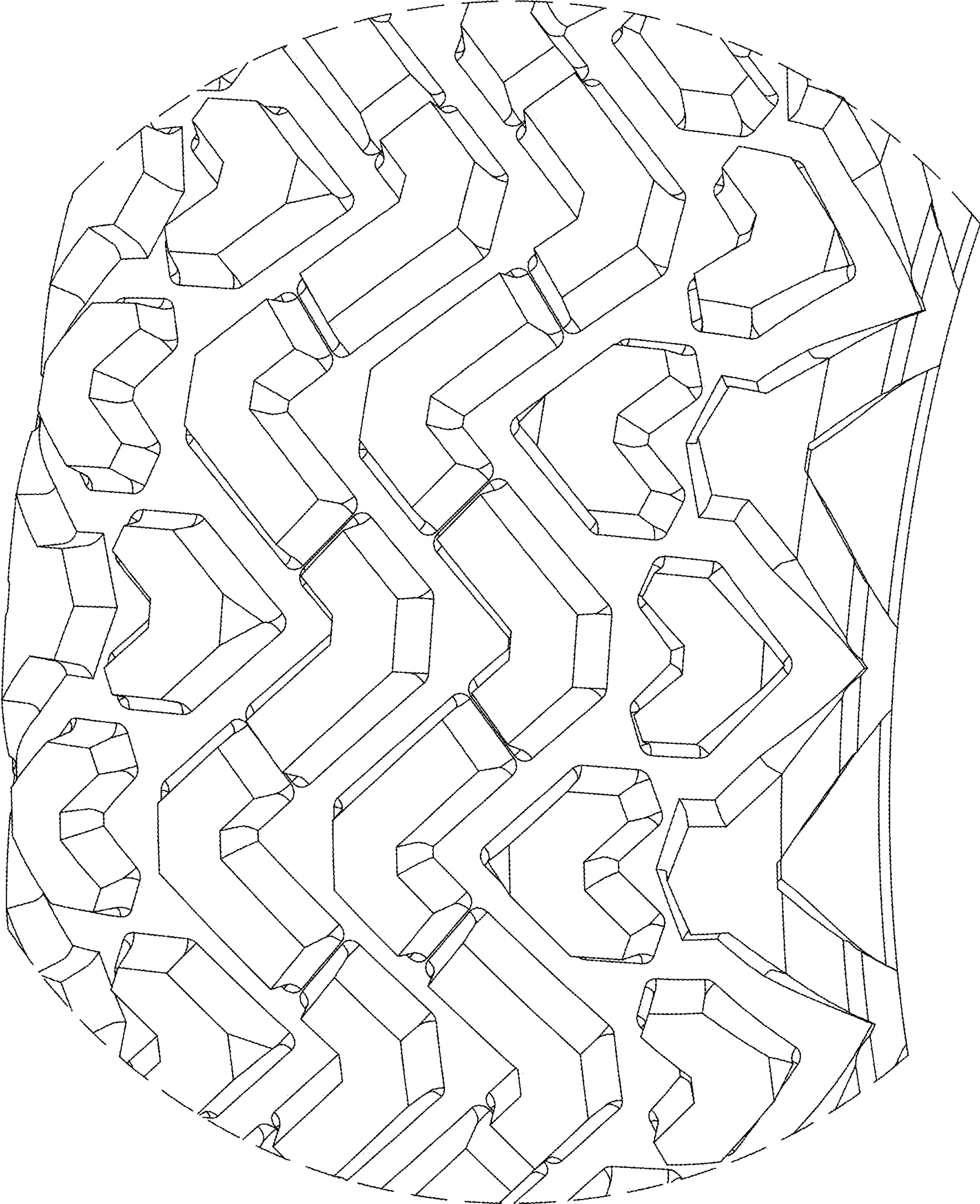


FIG. 2




FIG. 3




FIG. 4




FIG. 5




FIG. 6




FIG. 7




FIG. 8




FIG. 9