



US00D885315S

(12) **United States Design Patent**
Lejeune

(10) **Patent No.:** **US D885,315 S**
(45) **Date of Patent:** **** May 26, 2020**

- (54) **TIRE**
- (71) Applicant: **COMPAGNIE GENERALE DES ETABLISSEMENTS MICHELIN**, Clermont-Ferrand (FR)
- (72) Inventor: **Jonathan Lejeune**, Clermont-Ferrand (FR)
- (73) Assignee: **COMPAGNIE GENERALE DES ETABLISSEMENTS MICHELIN**, Clermont-Ferrand (FR)

- D355,876 S 2/1995 Diensthuber et al.
- D360,861 S 8/1995 Graas et al.
- D361,996 S 9/1995 Graas et al.
- D370,880 S 6/1996 Graas
- D379,449 S 5/1997 Graas et al.
- D381,303 S 7/1997 Jackson
- D390,512 S 2/1998 Eromaki

(Continued)

FOREIGN PATENT DOCUMENTS

- EP 0609194 A1 8/1994
- FR 06/5978 12/2006

(Continued)

- (**) Term: **15 Years**
- (21) Appl. No.: **29/671,577**
- (22) Filed: **Nov. 28, 2018**

OTHER PUBLICATIONS

Michelin Power One Tire found online [Jul. 14, 2016] http://tiresaddict.com/vendor/michelin/power_one/.

(30) **Foreign Application Priority Data**

Jun. 1, 2018 (EM) 005293446-0001

- (51) **LOC (12) Cl.** **12-15**
- (52) **U.S. Cl.**
USPC **D12/535**
- (58) **Field of Classification Search**
USPC D12/533-567, 604
CPC Y10T 152/10027; B60C 1/0016; B60C 11/0306; B60C 11/0302; B60C 3/06; B60C 9/17
See application file for complete search history.

Primary Examiner — Lakiya G Rogers
Assistant Examiner — John A Voytek
(74) *Attorney, Agent, or Firm* — Dickinson Wright PLLC

(57) **CLAIM**

The ornamental design for a tire, as shown and described.

DESCRIPTION

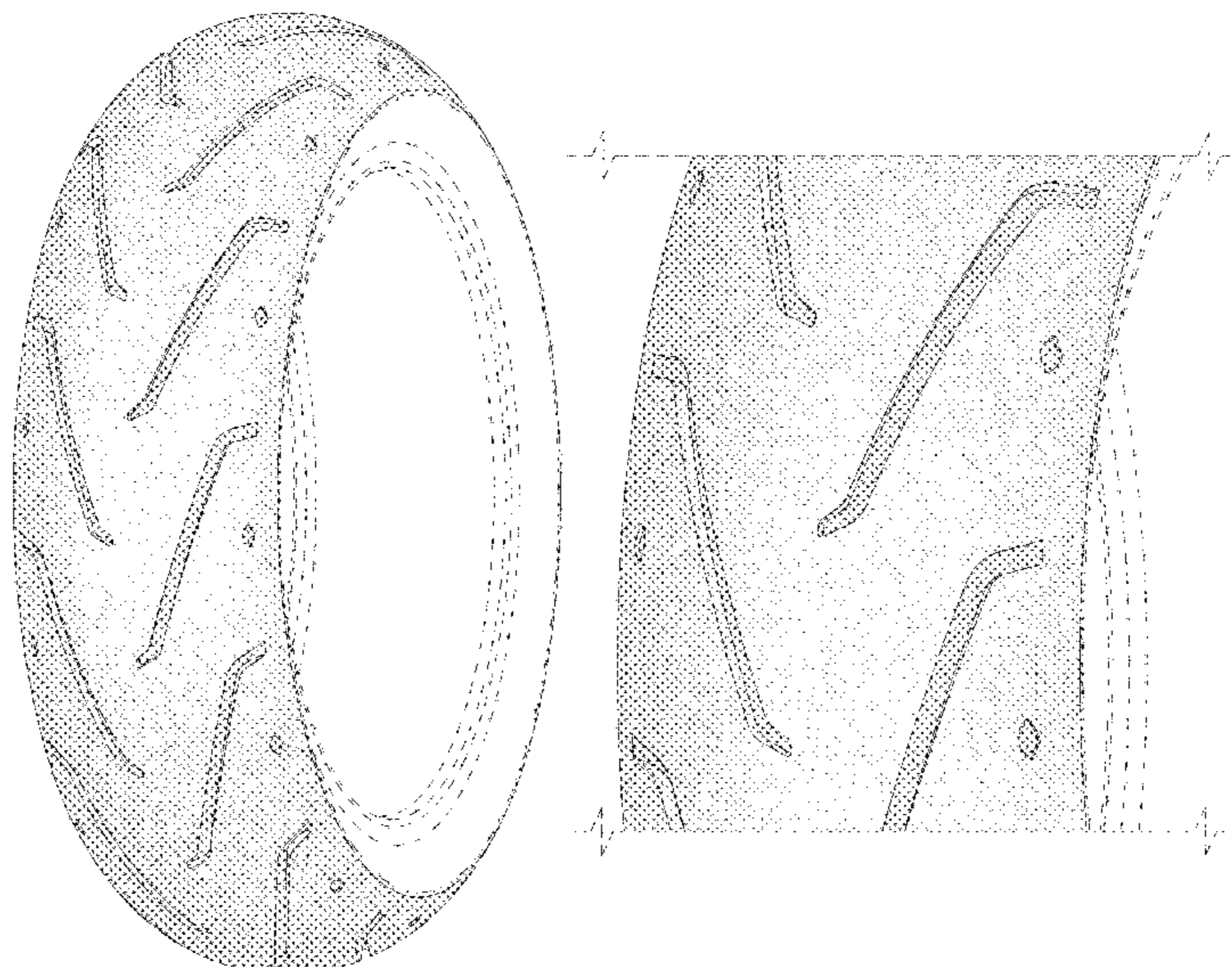
FIG. 1 is a perspective view of the tire of my design; FIG. 2 is a front elevation view of the tire of my design; FIG. 3 is a side elevation view of the tire of my design; FIG. 4 is a side elevation view of the tire of my design, taken from the opposite side of that shown in FIG. 3; and, FIG. 5 is an enlarged, partial view of the tire of FIG. 1, as indicated by the break lines.

The dash-dot-dot-dash lines define the peripheral boundaries of the claim. The broken line disclosure in the drawings depicts environmental subject matter forming no part of the claimed design. The tread pattern continues over the circumference of the tire.

1 Claim, 5 Drawing Sheets

(56) **References Cited**
U.S. PATENT DOCUMENTS

- D87,418 S 7/1932 Smith
- D100,117 S 6/1936 Nellen
- 4,726,407 A 2/1988 Hayakawa et al.
- D294,931 S 3/1988 Ikeda
- 5,131,443 A 7/1992 Kuhr et al.
- D337,084 S 7/1993 Suzuki
- D346,777 S 5/1994 Haas
- D354,261 S 1/1995 Graas



(56)

References Cited

U.S. PATENT DOCUMENTS

D420,312 S	2/2000	Hara	
D426,855 S	6/2000	Niwa et al.	
D429,194 S	8/2000	Heinen et al.	
D432,057 S	10/2000	Himuro	
D452,202 S	12/2001	Toyozawa	
D454,523 S	3/2002	Traulle	
D454,831 S	3/2002	Yuze	
6,352,091 B1	3/2002	Hanya	
D455,708 S	4/2002	Yuze	
D472,872 S	4/2003	O	
D487,053 S	2/2004	Masuko	
D487,247 S	3/2004	Yamane	
D487,248 S	3/2004	Taniguchi	
D491,516 S	6/2004	Miller et al.	
D491,518 S	6/2004	Myiabe et al.	
D499,374 S	12/2004	Jackson	
D504,387 S	4/2005	Welbes et al.	
D505,111 S	5/2005	Allison et al.	
D149,237 S	3/2006	Cambron et al.	
D516,998 S	3/2006	Wang et al.	
D524,724 S	7/2006	Itoi	
D525,189 S	7/2006	Itoi et al.	
D528,066 S	9/2006	Shibamoto	
D531,955 S	11/2006	Fontaine et al.	
D536,660 S	2/2007	Schmalix et al.	
D544,827 S	6/2007	Lee	
D550,148 S	9/2007	Fontaine et al.	
D555,581 S	11/2007	Salvan	
D558,130 S *	12/2007	Steinbach	D12/535
D565,500 S	4/2008	Whitney et al.	
D573,530 S	7/2008	Larregain	
D576,099 S	9/2008	Larregain	
D579,856 S	11/2008	Watkins et al.	
D579,861 S	11/2008	Haas et al.	
D579,863 S	11/2008	Harvey et al.	
D591,220 S	4/2009	Minagawa	
D595,218 S	6/2009	Rodicq et al.	
D595,639 S	7/2009	de Briey-Terlinden et al.	
D599,729 S	9/2009	Kumamoto	
D601,943 S	10/2009	Shibamoto	
D601,946 S	10/2009	Fontaine et al.	
D606,927 S	12/2009	Kang	
D607,810 S	1/2010	Ochi	
D610,963 S	3/2010	Oizumi et al.	
D612,324 S	3/2010	Harvey et al.	
D613,675 S	4/2010	Perrin	
D615,025 S	5/2010	Ma et al.	
D615,479 S	5/2010	Lee	
D617,260 S	6/2010	Larregain	
D617,261 S	6/2010	Larregain	
D620,878 S	8/2010	Larregain	
D626,911 S	11/2010	Takeshima	
D634,700 S	3/2011	Ebel et al.	
D638,349 S	5/2011	Misani et al.	
D640,184 S	6/2011	de Briey-Terlinden	
D640,964 S	7/2011	Takenaka	
D644,166 S	8/2011	Yoshiya	
D647,031 S	10/2011	Kobayashi	
D651,163 S	12/2011	Shimizu et al.	
D668,205 S	10/2012	Ebel et al.	
D678,179 S	3/2013	Larregain	
D680,945 S	4/2013	Kobayashi	
D683,301 S	5/2013	Kang	
D684,521 S	6/2013	Larregain	
D685,721 S *	7/2013	Bell	D12/535
D705,717 S *	5/2014	Itoi	D12/535
D705,718 S	5/2014	Hirama et al.	
D709,436 S	7/2014	Ikeki	
D718,224 S	11/2014	Guichon et al.	
D718,700 S	12/2014	Yao et al.	
D719,082 S	12/2014	Winkelman	
D719,083 S	12/2014	Hayashi	
D722,290 S	2/2015	Jamot et al.	
D724,522 S	2/2015	D'Abrigeon et al.	
8,997,807 B2	4/2015	Misani et al.	
D728,454 S *	5/2015	Kubo	D12/535
D741,250 S	10/2015	Nakamura	
D748,041 S	1/2016	Lucas	
D775,061 S	12/2016	Ishiguro et al.	
D777,646 S	1/2017	Lejeune et al.	
D778,226 S	2/2017	Lejeune et al.	
D778,227 S	2/2017	LeJeune et al.	
D782,395 S	3/2017	Vowles	
D790,433 S	6/2017	Perrier	
D810,659 S	2/2018	Nakamura	
D810,660 S *	2/2018	Nakamura	D12/535
D832,772 S	11/2018	Misani	
D842,227 S *	3/2019	Mariani	D12/535
D853,316 S *	7/2019	Sato	D12/535
D861,578 S *	10/2019	Lucas	D12/535
D862,370 S *	10/2019	Lucas	D12/535
D864,095 S *	10/2019	Nakamura	D12/535

FOREIGN PATENT DOCUMENTS

FR	06/5980	12/2006
FR	07/5041	11/2007

* cited by examiner

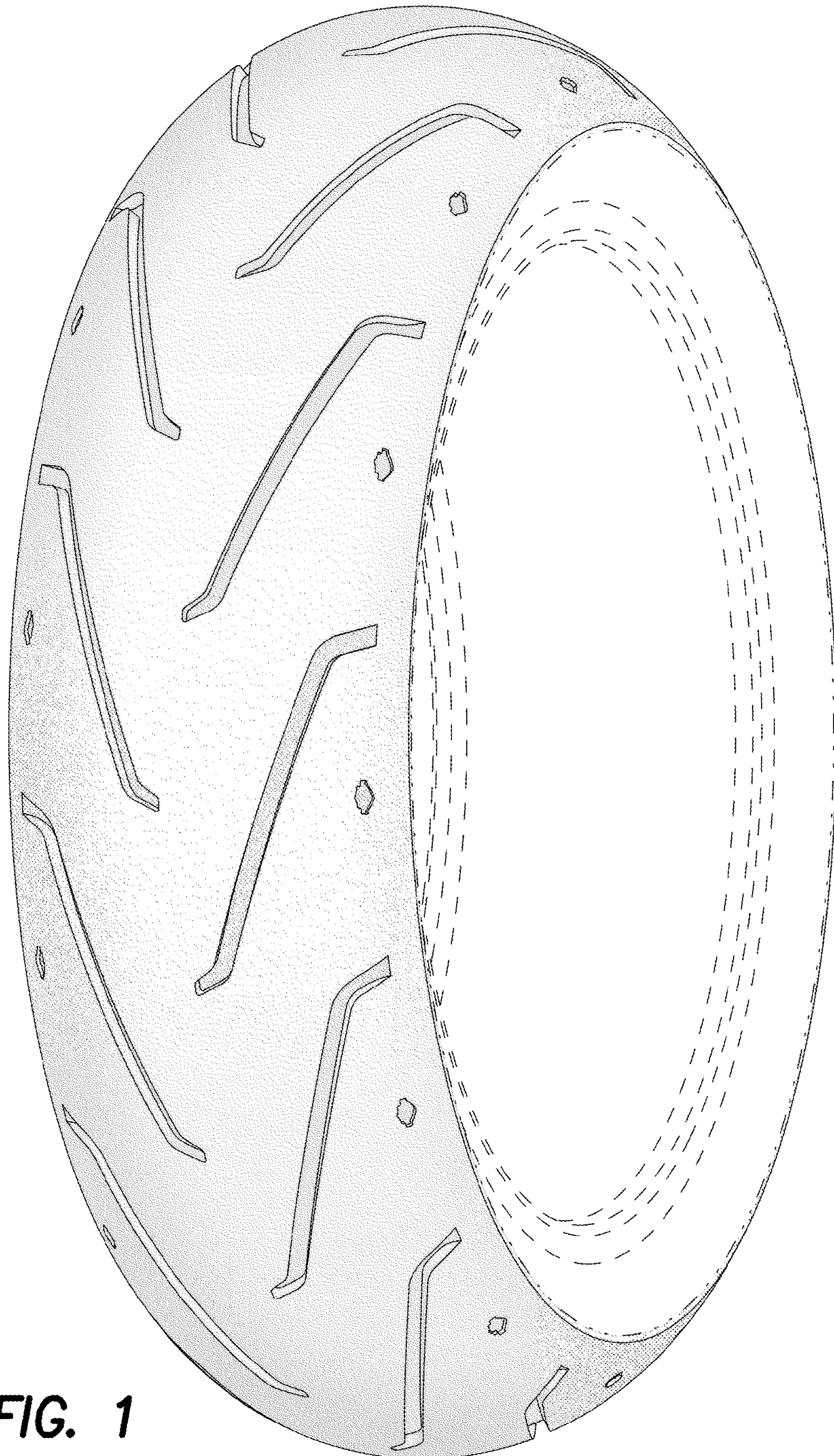


FIG. 1

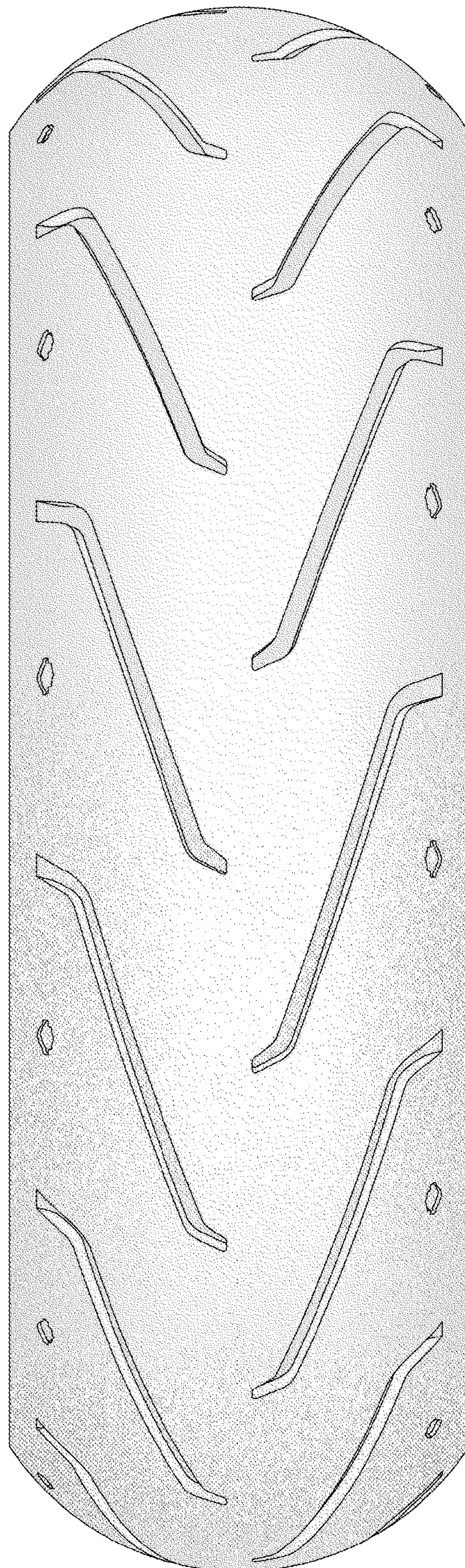


FIG. 2




FIG. 3




FIG. 4

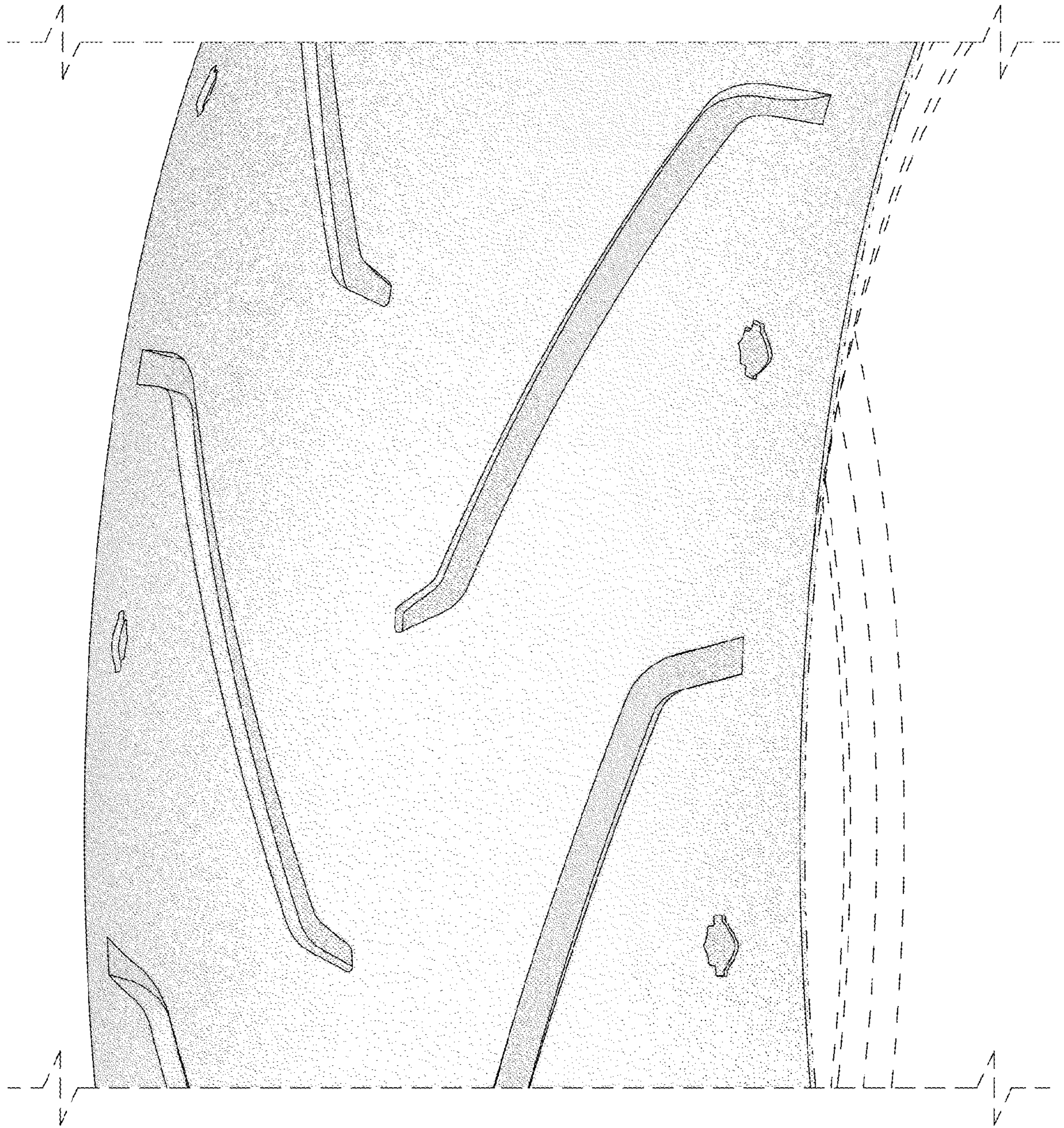


FIG. 5