



US00D885314S

(12) **United States Design Patent**
Lejeune

(10) **Patent No.:** **US D885,314 S**

(45) **Date of Patent:** **** May 26, 2020**

(54) **TIRE**
(71) Applicant: **COMPAGNIE GENERALE DES
ETABLISSEMENTS MICHELIN,**
Clermont-Ferrand (FR)

(72) Inventor: **Jonathan Lejeune,** Clermont-Ferrand
(FR)

(73) Assignee: **COMPAGNIE GENERALE DES
ETABLISSEMENTS MICHELIN,**
Clermont-Ferrand (FR)

(**) Term: **15 Years**

(21) Appl. No.: **29/671,191**

(22) Filed: **Nov. 25, 2018**

(30) **Foreign Application Priority Data**

May 25, 2018 (EM) 005282456-0001

(51) **LOC (12) Cl.** **12-15**

(52) **U.S. Cl.**
USPC **D12/535**

(58) **Field of Classification Search**
USPC D12/533-567, 604
CPC Y10T 152/10027; B60C 1/0016; B60C
11/0306; B60C 11/0302; B60C 3/06;
B60C 9/17

See application file for complete search history.

(56) **References Cited**

U.S. PATENT DOCUMENTS

D87,418 S	7/1932	Smith
D100,117 S	6/1936	Nellen
4,726,407 A	2/1988	Hayakawa et al.
D294,931 S	3/1988	Ikeda
5,131,443 A	7/1992	Kuhr et al.
D337,084 S	7/1993	Suzuki
D346,777 S	5/1994	Haas
D354,261 S	1/1995	Graas

D355,876 S	2/1995	Diensthuber et al.
D360,861 S	8/1995	Graas et al.
D361,996 S	9/1995	Graas et al.
D370,880 S	6/1996	Graas
D379,449 S	5/1997	Graas et al.
D381,303 S	7/1997	Jackson
D390,512 S	2/1998	Eromaki

(Continued)

FOREIGN PATENT DOCUMENTS

EP	0609194 A1	8/1994
FR	06/5978	12/2006

(Continued)

OTHER PUBLICATIONS

Michelin Power One Tire found online [Jul. 14, 2016] http://tiresaddict.com/vendor/michelin/power_one/.

Primary Examiner — Lakiya G Rogers

Assistant Examiner — John A Voytek

(74) *Attorney, Agent, or Firm* — Dickinson Wright PLLC

(57) **CLAIM**

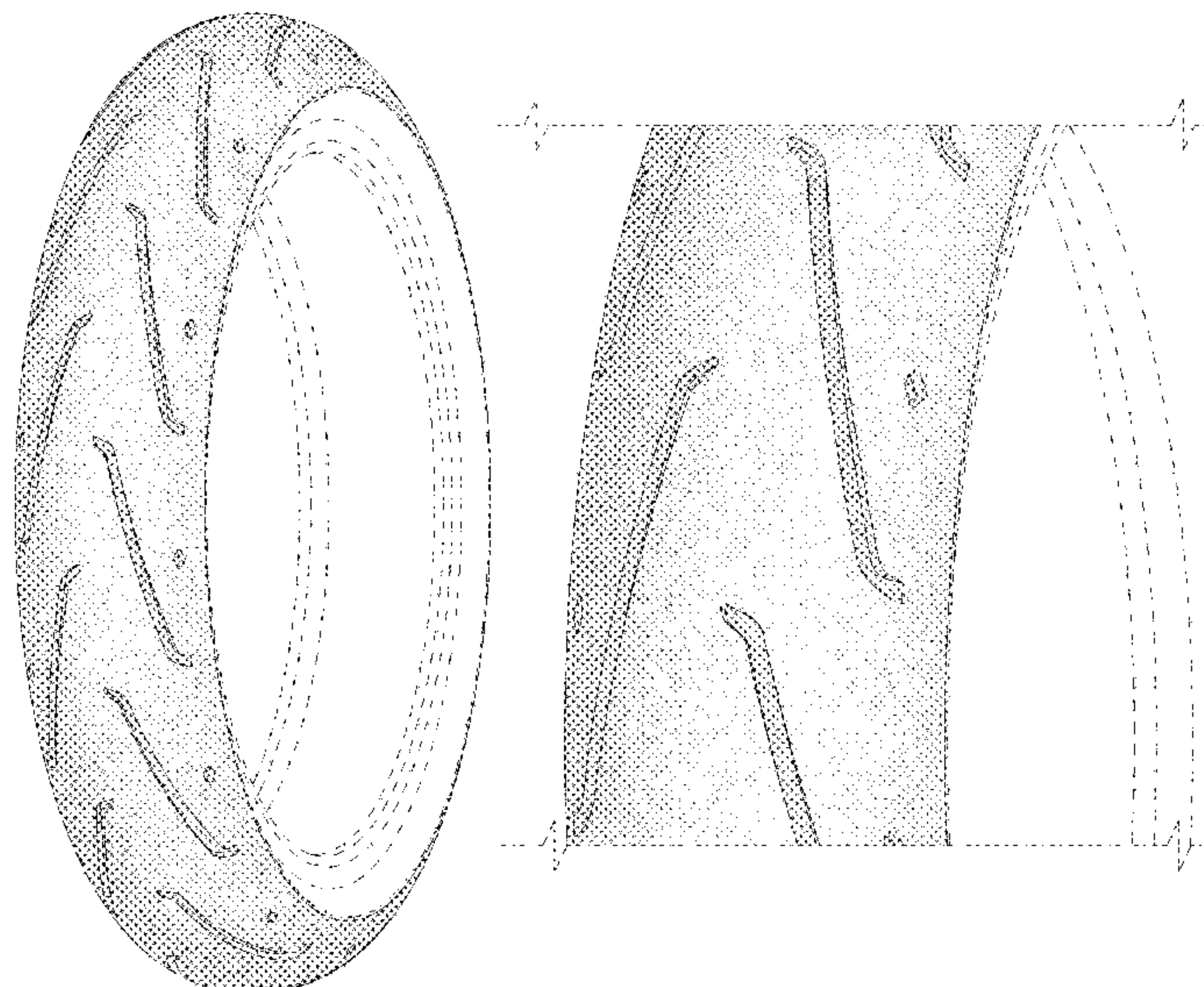
The ornamental design for a tire, as shown and described.

DESCRIPTION

FIG. 1 is a perspective view of the tire of my design; FIG. 2 is a front elevation view of the tire of my design; FIG. 3 is a side elevation view of the tire of my design; FIG. 4 is a side elevation view of the tire of my design, taken from the opposite side of that shown in FIG. 3; and, FIG. 5 is an enlarged, partial view of the tire of FIG. 1, as indicated by the break lines.

The dash-dot-dot-dash lines define the peripheral boundaries of the claim. The broken line disclosure in the drawings depicts environmental subject matter forming no part of the claimed design. The tread pattern continues over the circumference of the tire.

1 Claim, 5 Drawing Sheets



(56)

References Cited

U.S. PATENT DOCUMENTS

D420,312 S 2/2000 Hara
 D426,855 S 6/2000 Niwa et al.
 D429,194 S 8/2000 Heinen et al.
 D432,057 S 10/2000 Himuro
 D452,202 S 12/2001 Toyozawa
 D454,523 S 3/2002 Traulle
 D454,831 S 3/2002 Yuze
 6,352,091 B1 3/2002 Hanya
 D455,708 S 4/2002 Yuze
 D472,872 S 4/2003 O
 D487,053 S 2/2004 Masuko
 D487,247 S 3/2004 Yamane
 D487,248 S 3/2004 Taniguchi
 D491,516 S 6/2004 Miller et al.
 D491,518 S 6/2004 Myiabe et al.
 D499,374 S 12/2004 Jackson
 D504,387 S 4/2005 Welbes et al.
 D505,111 S 5/2005 Allison et al.
 D149,237 S 3/2006 Cambron et al.
 D516,998 S 3/2006 Wang et al.
 D524,724 S 7/2006 Itoi
 D525,189 S 7/2006 Itoi et al.
 D528,066 S 9/2006 Shibamoto
 D531,955 S 11/2006 Fontaine et al.
 D536,660 S 2/2007 Schmalix et al.
 D544,827 S 6/2007 Lee
 D550,148 S 9/2007 Fontaine et al.
 D555,581 S 11/2007 Salvan
 D558,130 S * 12/2007 Steinbach D12/535
 D565,500 S 4/2008 Whitney et al.
 D573,530 S 7/2008 Larregain
 D576,099 S 9/2008 Larregain
 D579,856 S 11/2008 Watkins et al.
 D579,861 S 11/2008 Haas et al.
 D579,863 S 11/2008 Harvey et al.
 D591,220 S 4/2009 Minagawa
 D595,218 S 6/2009 Rodicq et al.
 D595,639 S 7/2009 de Briey-Terlinden et al.
 D599,729 S 9/2009 Kumamoto
 D601,943 S 10/2009 Shibamoto
 D601,946 S 10/2009 Fontaine et al.
 D606,927 S 12/2009 Kang
 D607,810 S 1/2010 Ochi
 D610,963 S 3/2010 Oizumi et al.
 D612,324 S 3/2010 Harvey et al.
 D613,675 S 4/2010 Perrin
 D615,025 S 5/2010 Mai et al.
 D615,479 S 5/2010 Lee

D617,260 S 6/2010 Larregain
 D617,261 S 6/2010 Larregain
 D620,878 S 8/2010 Larregain
 D626,911 S 11/2010 Takeshima
 D634,700 S 3/2011 Ebel et al.
 D638,349 S 5/2011 Misani et al.
 D640,184 S 6/2011 de Briey-Terlinden
 D640,964 S 7/2011 Takenaka
 D644,166 S 8/2011 Yoshiya
 D647,031 S 10/2011 Kobayashi
 D651,163 S 12/2011 Shimizu et al.
 D668,205 S 10/2012 Ebel et al.
 D678,179 S 3/2013 Larregain
 D680,945 S 4/2013 Ikeki
 D683,301 S 5/2013 Kang
 D684,521 S 6/2013 Larregain
 D685,721 S * 7/2013 Bell D12/535
 D705,717 S * 5/2014 Itoi D12/535
 D705,718 S 5/2014 Hirama et al.
 D709,436 S 7/2014 Ikeki
 D718,224 S 11/2014 Guichon et al.
 D718,700 S 12/2014 Yan et al.
 D719,082 S 12/2014 Winkelman
 D719,083 S 12/2014 Hayashi
 D722,290 S 2/2015 Jamot et al.
 D724,522 S 2/2015 D'Abrigeon et al.
 8,997,807 B2 4/2015 Misani et al.
 D728,454 S * 5/2015 Kubo D12/535
 D741,250 S 10/2015 Nakamura
 D748,041 S 1/2016 Lucas
 D775,061 S 12/2016 Ishiguro et al.
 D777,646 S 1/2017 Lejeune et al.
 D778,226 S 2/2017 Lejeune et al.
 D778,227 S 2/2017 LeJeune et al.
 D782,395 S 3/2017 Vowles
 D790,433 S 6/2017 Perrier
 D810,659 S 2/2018 Nakamura
 D810,660 S * 2/2018 Nakamura D12/535
 D832,772 S 11/2018 Misani
 D842,227 S * 3/2019 Mariani D12/535
 D853,316 S * 7/2019 Sato D12/535
 D861,578 S * 10/2019 Lucas D12/535
 D862,370 S * 10/2019 Lucas D12/535
 D864,095 S * 10/2019 Nakamura D12/535

FOREIGN PATENT DOCUMENTS

FR 06/5980 12/2006
 FR 07/5041 11/2007

* cited by examiner

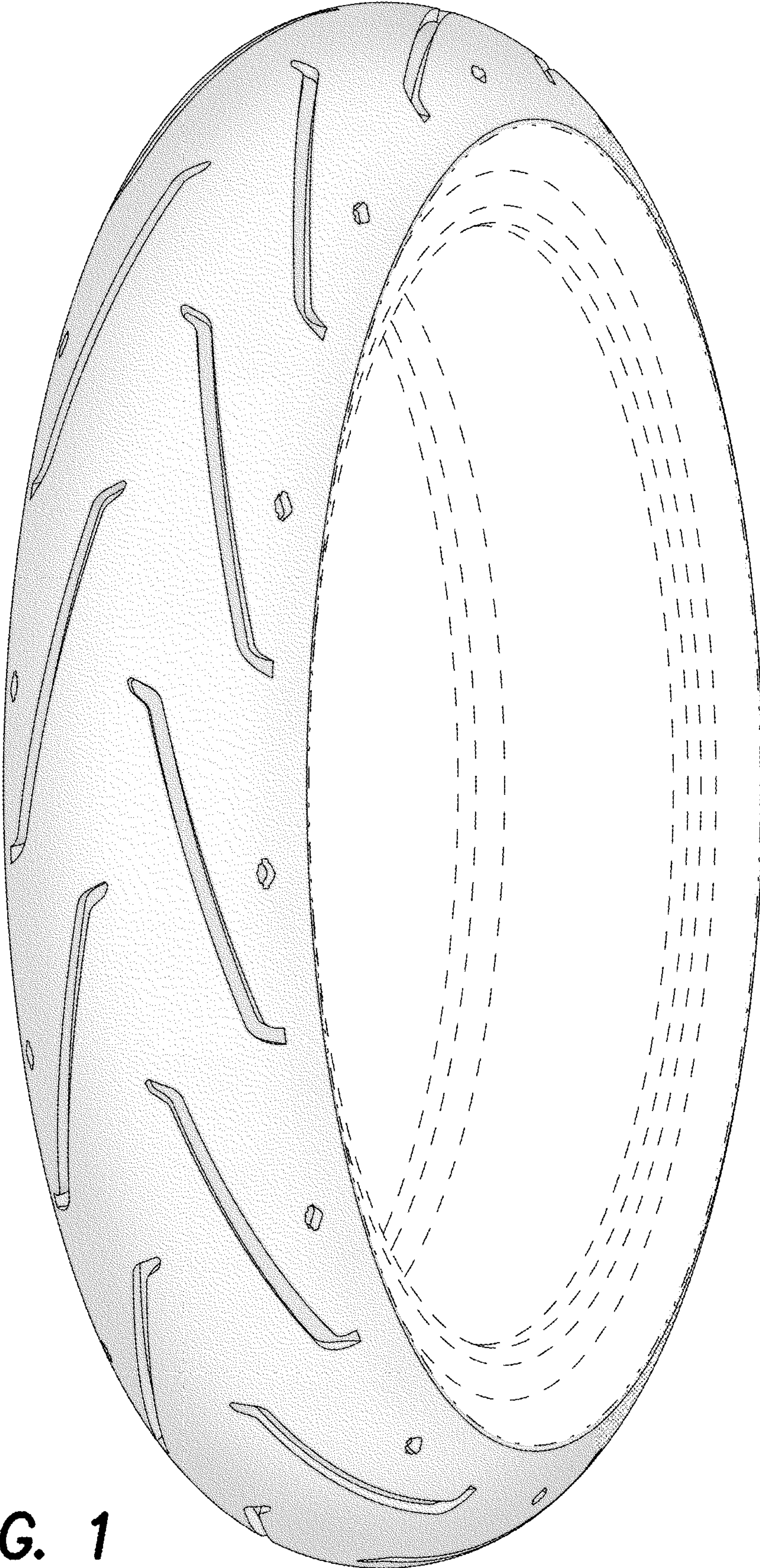


FIG. 1

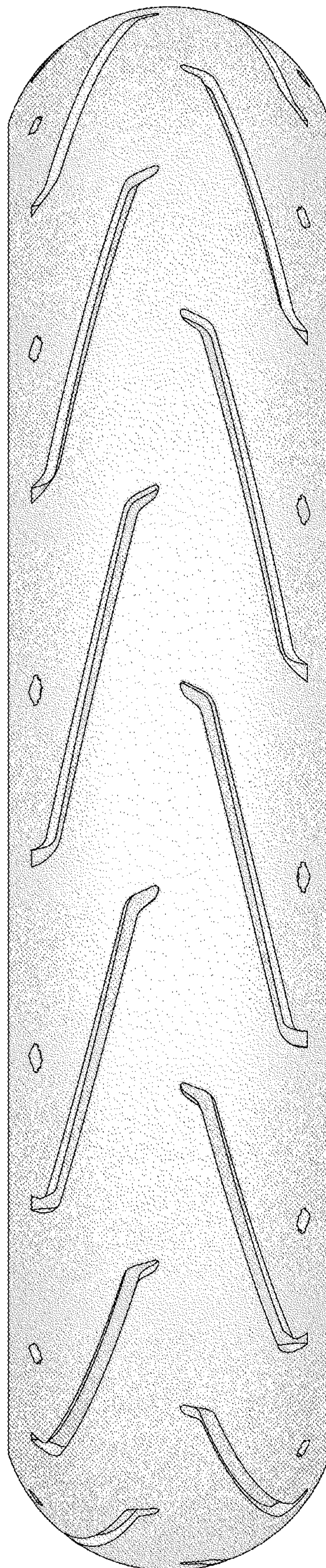


FIG. 2




FIG. 3




FIG. 4

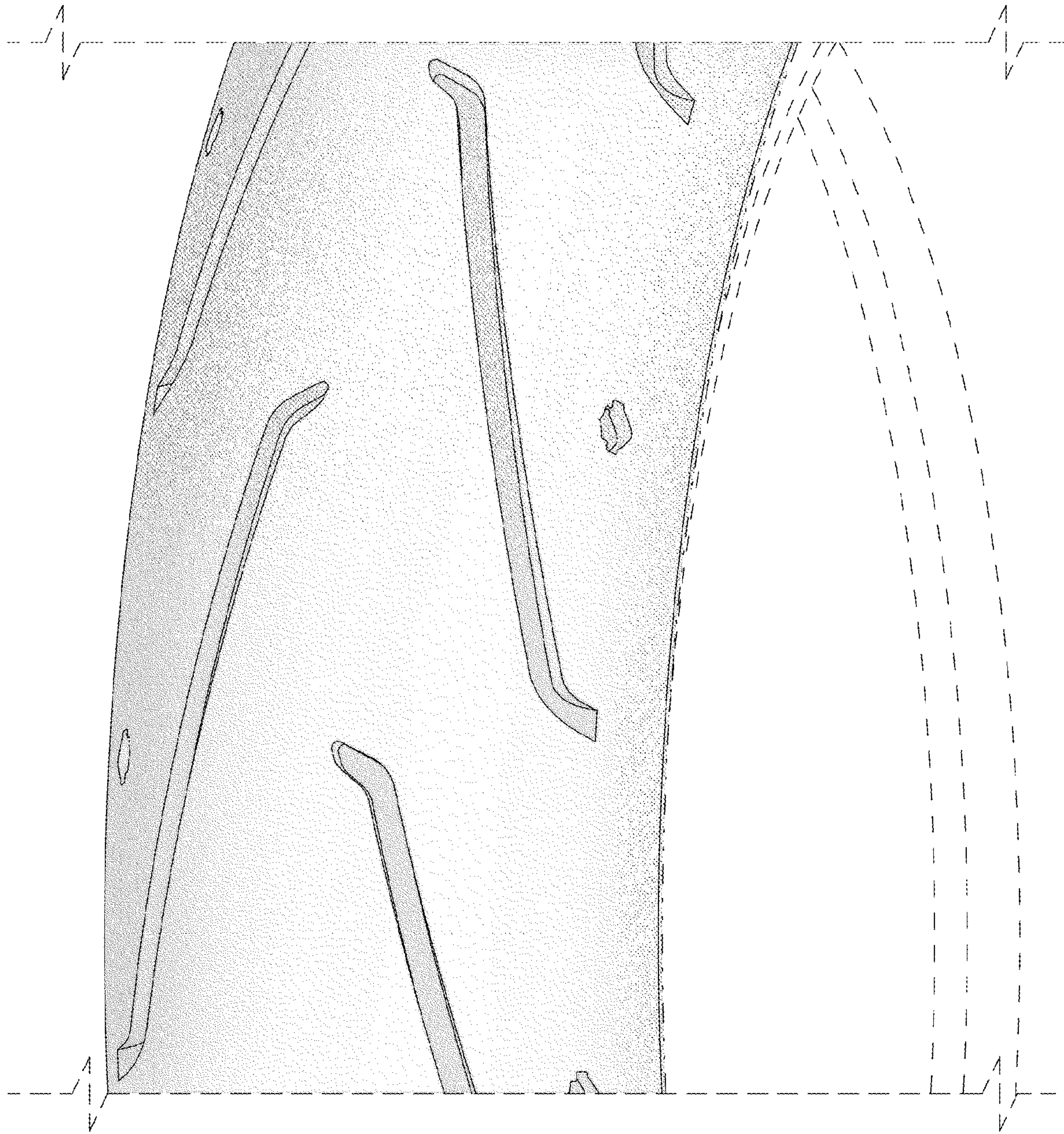


FIG. 5