



US00D885313S

(12) **United States Design Patent**
Lejeune

(10) **Patent No.:** **US D885,313 S**

(45) **Date of Patent:** **** May 26, 2020**

- (54) **TIRE**
- (71) Applicant: **COMPAGNIE GENERALE DES ETABLISSEMENTS MICHELIN**, Clermont-Ferrand (FR)
- (72) Inventor: **Jonathan Lejeune**, Clermont-Ferrand (FR)
- (73) Assignee: **COMPAGNIE GENERALE DES ETABLISSEMENTS MICHELIN**, Clermont-Ferrand (FR)
- (**) Term: **15 Years**

D418,463 S *	1/2000	Haas	D12/536
D430,827 S	9/2000	Baker		
D485,230 S	1/2004	Williams		
D549,160 S	8/2007	Shinohara		
D554,043 S *	10/2007	Chapman	D12/534
D565,498 S *	4/2008	Whitney	D12/534
D583,753 S	12/2008	Licht		
D614,116 S	4/2010	Scheifele		
D672,708 S	12/2012	Corsi		
D750,550 S *	3/2016	Ueda	D12/535
D754,057 S *	4/2016	Pisarzewicz	D12/536
D755,712 S *	5/2016	Harris	D12/535
D818,937 S *	5/2018	Roziere	D12/536
D852,120 S *	6/2019	Nakamura	D12/535
D852,121 S *	6/2019	Nakamura	D12/535
D864,094 S *	10/2019	Ueda	D12/535

- (21) Appl. No.: **29/671,190**
- (22) Filed: **Nov. 25, 2018**
- (30) **Foreign Application Priority Data**
May 25, 2018 (EM) 005282431-0001
- (51) **LOC (12) Cl.** **12-15**
- (52) **U.S. Cl.**
USPC **D12/535**
- (58) **Field of Classification Search**
USPC D12/533-567, 604
CPC Y10T 152/10027; B60C 1/0016; B60C 11/0306; B60C 11/0302; B60C 3/06; B60C 9/17
See application file for complete search history.

* cited by examiner

Primary Examiner — Lakiya G Rogers
Assistant Examiner — John A Voytek

(74) *Attorney, Agent, or Firm* — Dickinson Wright PLLC

(57) **CLAIM**

The ornamental design for a tire, as shown and described.

DESCRIPTION

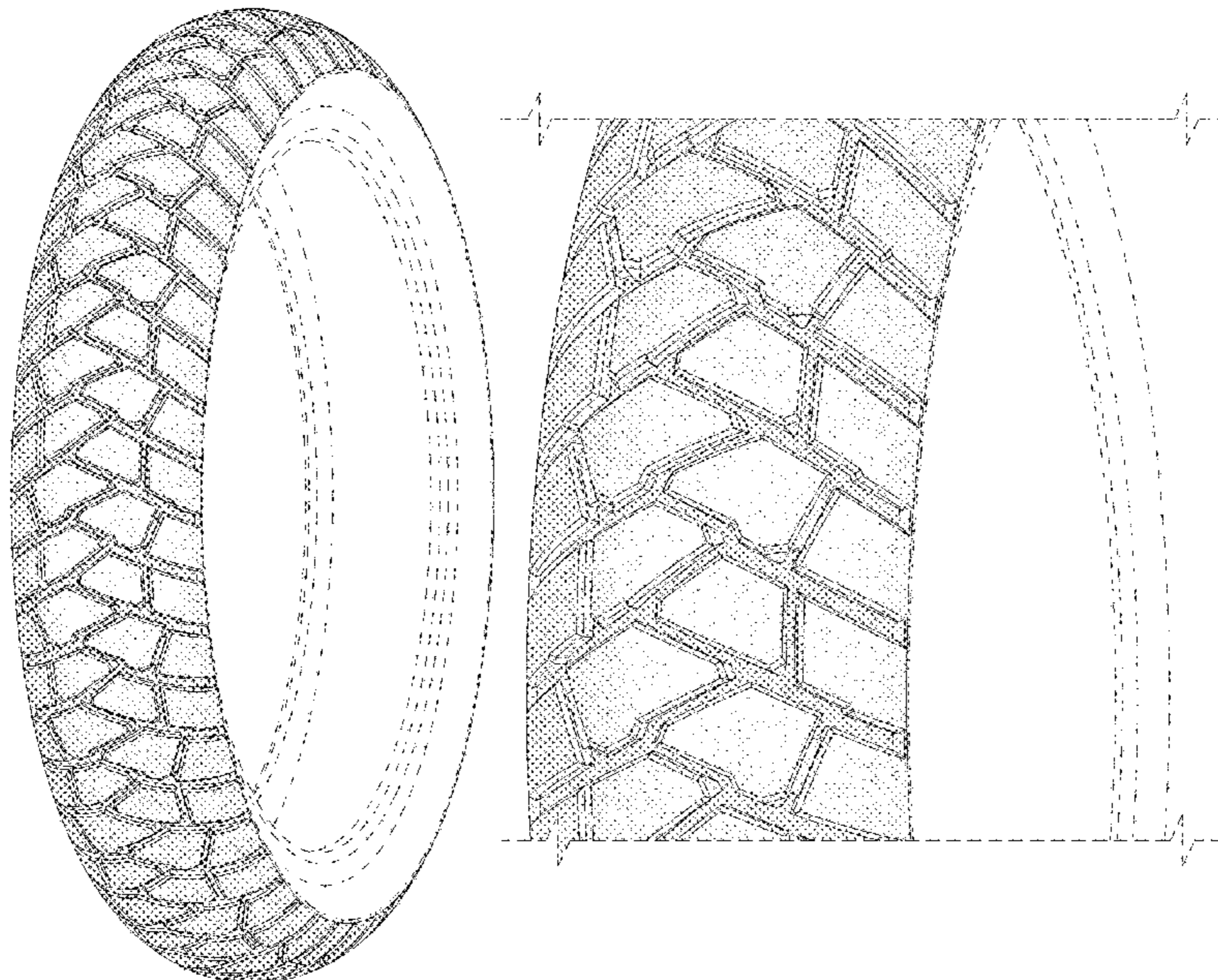
FIG. 1 is a perspective view of the tire of my design; FIG. 2 is a front elevation view of the tire of my design; FIG. 3 is a side elevation view of the tire of my design; FIG. 4 is a side elevation view of the tire of my design, taken from the opposite side of that shown in FIG. 3; and, FIG. 5 is an enlarged, partial view of the tire of FIG. 1, as indicated by the break lines.

The dash-dot-dot-dash lines define the peripheral boundaries of the claim. The broken line disclosure in the drawings depicts environmental subject matter forming no part of the claimed design. The tread pattern continues over the circumference of the tire.

1 Claim, 5 Drawing Sheets

(56) **References Cited**
U.S. PATENT DOCUMENTS

D333,455 S	2/1993	Himuro
D338,180 S	8/1993	Consolacion
D346,349 S	4/1994	Himuro
D362,420 S	9/1995	Heinen
D384,314 S	9/1997	Heinen



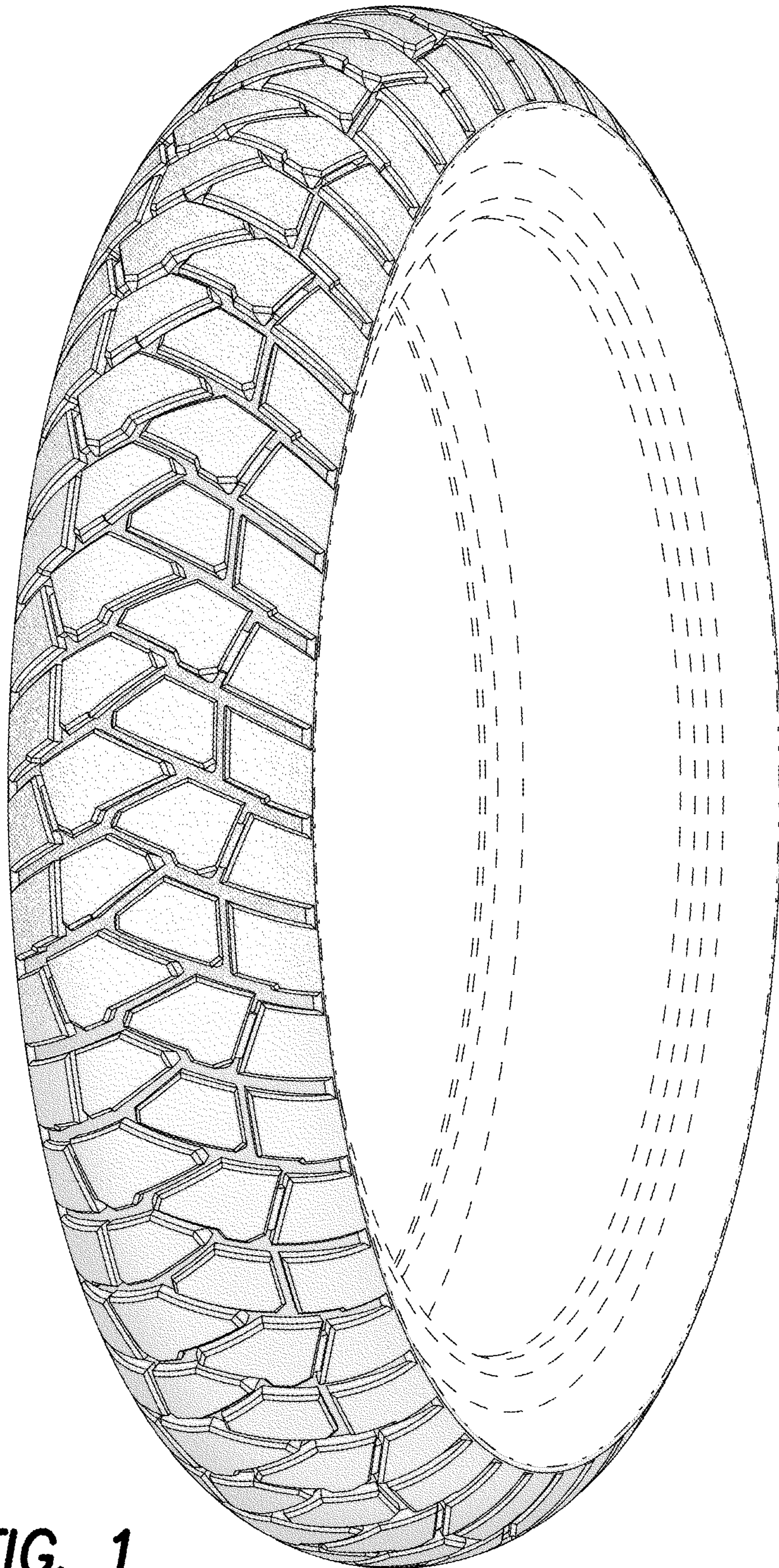


FIG. 1

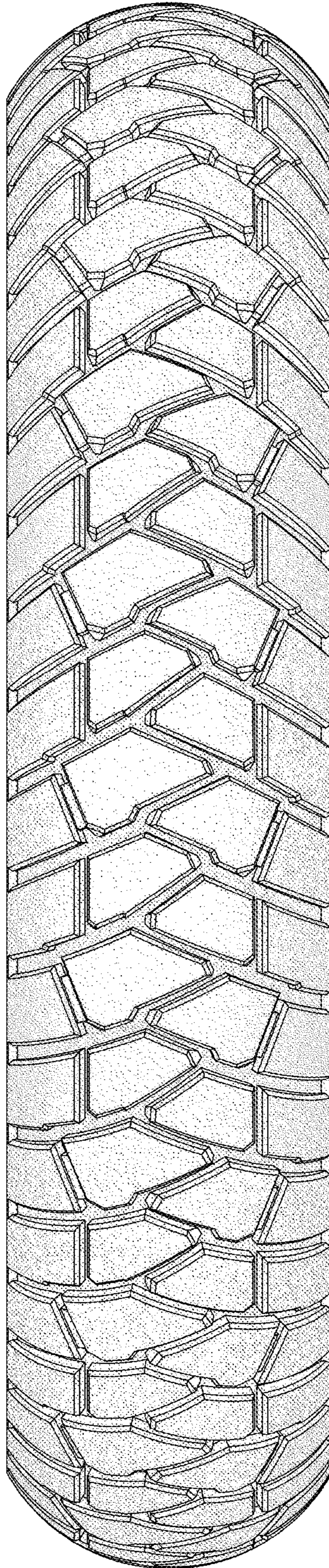


FIG. 2

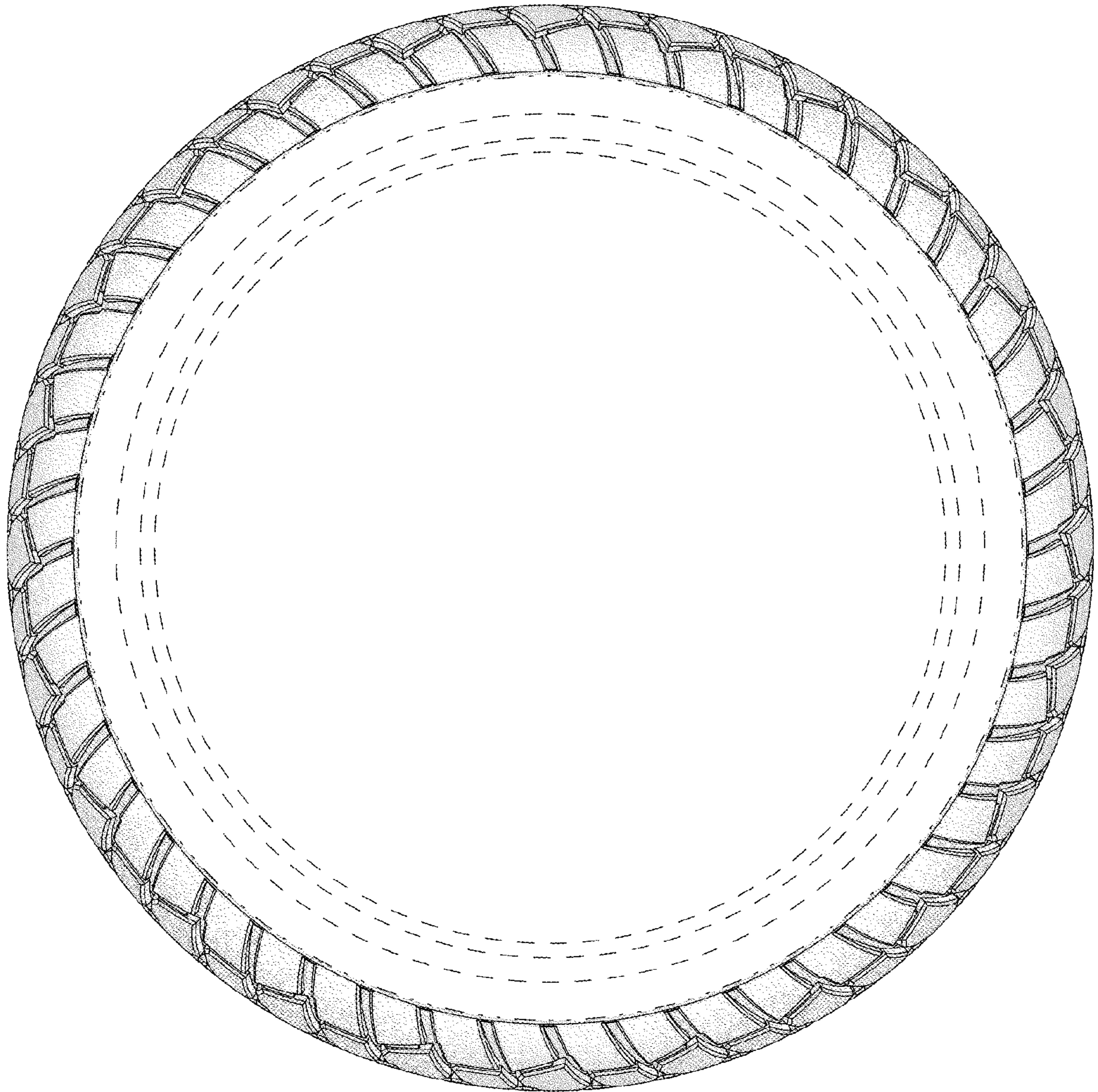


FIG. 3

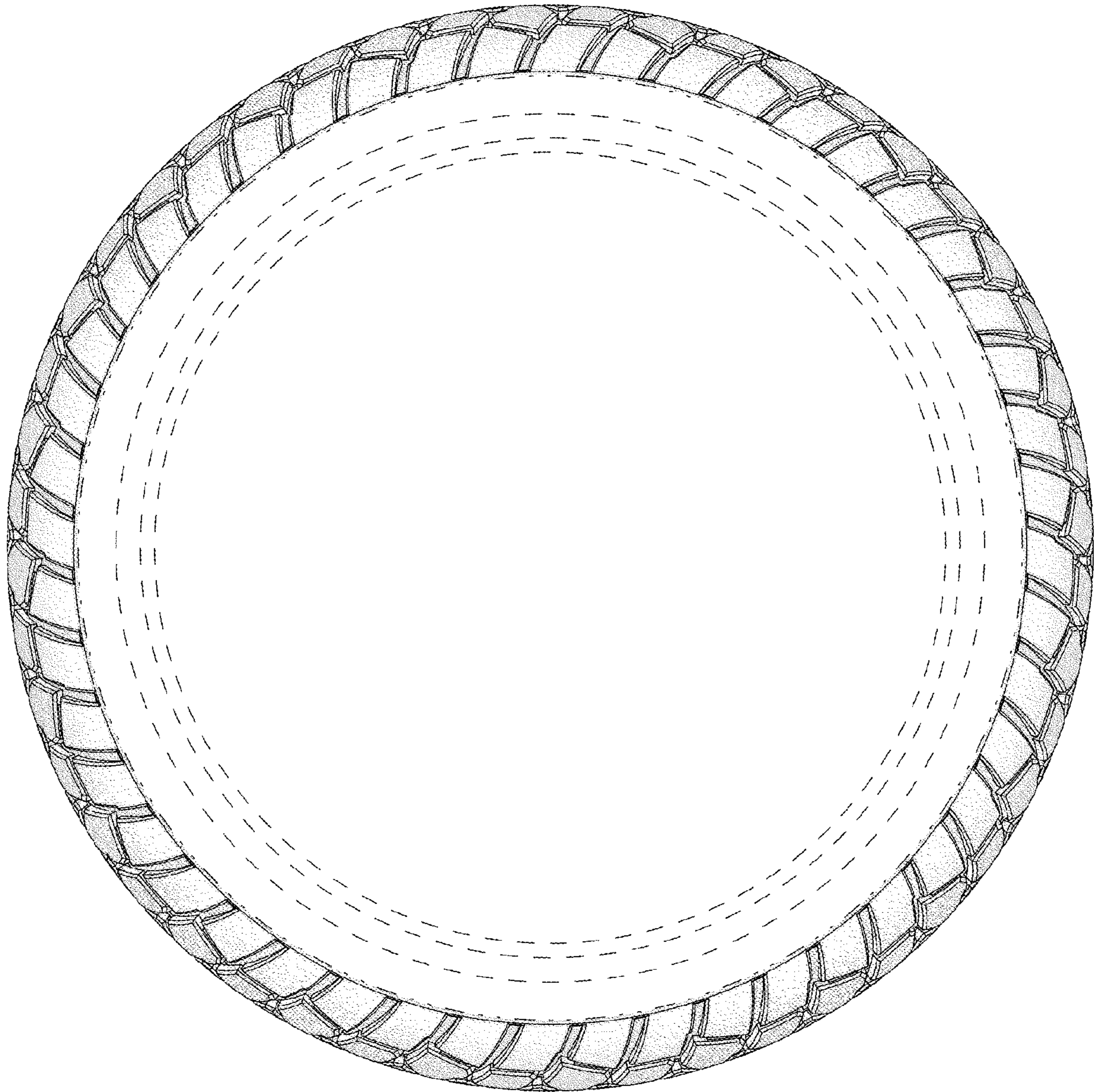


FIG. 4

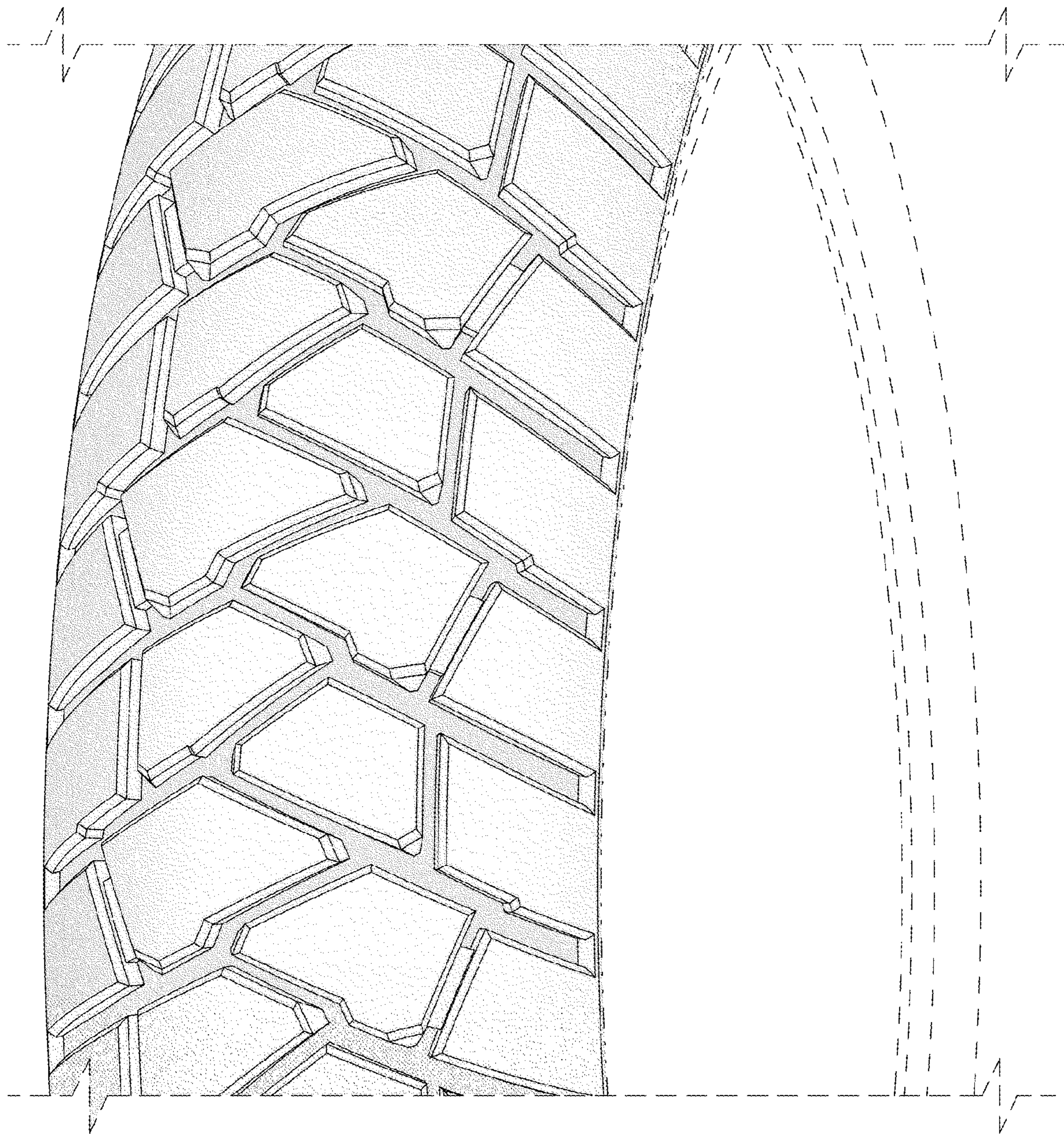


FIG. 5