



US00D885294S

(12) **United States Design Patent**  
**Chi et al.**

(10) **Patent No.:** **US D885,294 S**

(45) **Date of Patent:** **\*\* May 26, 2020**

(54) **VEHICLE WHEEL**

(71) Applicant: **DICASTAL NORTH AMERICA, INC.**, Greenville, MI (US)

(72) Inventors: **Hui Chi**, Greenville, MI (US); **Yingjie Wang**, Greenville, MI (US); **Chao Han**, Greenville, MI (US)

(73) Assignee: **DICASTAL NORTH AMERICA, INC.**, Greenville, MI (US)

(\*\*) Term: **15 Years**

(21) Appl. No.: **29/667,296**

(22) Filed: **Oct. 19, 2018**

(51) **LOC (12) Cl.** ..... **12-16**

(52) **U.S. Cl.**  
USPC ..... **D12/211**

(58) **Field of Classification Search**  
USPC ..... D12/204-213; D21/563  
CPC .... B60B 7/00; B60B 7/02; B60B 7/04; B60B 7/01; B60B 7/06; B60B 3/02; B60B 3/04; B60B 3/06; B60B 3/10; B60B 1/00; B60B 1/08; B60B 1/10; B60B 1/12  
See application file for complete search history.

(56) **References Cited**

**U.S. PATENT DOCUMENTS**

D456,333 S \* 4/2002 Pollmann ..... D12/211  
D494,917 S \* 8/2004 Pollmann ..... D12/211  
D513,727 S \* 1/2006 Gallert ..... D12/211

D566,642 S \* 4/2008 Scheu ..... D12/211  
D568,800 S \* 5/2008 Huet ..... D12/211  
D617,716 S \* 6/2010 Lamm ..... D12/211  
D638,768 S \* 5/2011 Nissl ..... D12/211  
D670,635 S \* 11/2012 Pollmann ..... D12/211  
D671,472 S \* 11/2012 Pollmann ..... D12/209  
D734,237 S \* 7/2015 Juergens ..... D12/211  
D751,015 S \* 3/2016 Mahoney ..... D12/209  
D780,085 S \* 2/2017 Bjerke ..... D12/209  
D817,847 S \* 5/2018 Yoshizawa ..... D12/213  
D856,257 S \* 8/2019 Gregory ..... D12/211  
D856,886 S \* 8/2019 Bridan ..... D12/209  
D856,895 S \* 8/2019 Rosello Visa ..... D12/209  
D863,178 S \* 10/2019 Okaji ..... D12/209

\* cited by examiner

*Primary Examiner* — Stacia A Cadmus

(74) *Attorney, Agent, or Firm* — Brooks Kushman P.C.

(57) **CLAIM**

The ornamental design for a vehicle wheel, as shown and described.

**DESCRIPTION**

FIG. 1 is a perspective view of a vehicle wheel according to our design;  
FIG. 2 is a front view of the vehicle wheel; and,  
FIG. 3 is a top side view of the vehicle wheel, with the right side, left side and bottom side views being a mirror image. The aperture for a valve stem is shown in phantom outline for environmental purposes only; and the shape and location of the aperture for a valve stem forms no part of the claimed design.

**1 Claim, 3 Drawing Sheets**







FIG. 1



FIG. 2




FIG. 3