



US00D885268S

(12) **United States Design Patent**
Heinemann

(10) **Patent No.:** **US D885,268 S**

(45) **Date of Patent:** **** May 26, 2020**

(54) **LOWER AUTOMOBILE BUMPER**

D856,866 S * 8/2019 Lucas et al. D12/169
D863,148 S * 10/2019 Woodhouse et al. D12/169
D863,149 S * 10/2019 Luke et al. D12/169

(71) Applicant: **BRABUS GmbH**, Bottrop (DE)

* cited by examiner

(72) Inventor: **Andreas Heinemann**, Burg (DE)

Primary Examiner — Melody N Brown

(73) Assignee: **BRABUS GmbH** (DE)

(74) *Attorney, Agent, or Firm* — McCarter & English,
LLP

(**) Term: **15 Years**

(21) Appl. No.: **29/677,311**

(22) Filed: **Jan. 18, 2019**

(57) **CLAIM**

(30) **Foreign Application Priority Data**

The ornamental design for a lower automobile bumper, as shown and described.

Jul. 20, 2018 (EM) 005509569

(51) **LOC (12) Cl.** **12-16**

(52) **U.S. Cl.**
USPC **D12/169**

DESCRIPTION

(58) **Field of Classification Search**

USPC D12/169, 164, 196, 171, 163, 86, 90-92;
293/102, 113, 115, 117, 120; 296/180.1,
296/180.2

CPC B60R 19/02; B60R 19/04; B62D 25/08
See application file for complete search history.

FIG. 1 is a perspective view of a lower automobile bumper showing my new design;

FIG. 2 is a right side view thereof;

FIG. 3 is a left side view thereof;

FIG. 4 is a front view thereof;

FIG. 5 is a rear view thereof;

FIG. 6 is a top view thereof; and,

FIG. 7 is a bottom view thereof.

(56) **References Cited**

U.S. PATENT DOCUMENTS

D821,939 S * 7/2018 Bucher et al. D12/169

D850,998 S * 6/2019 Woodhouse et al. D12/169

1 Claim, 7 Drawing Sheets

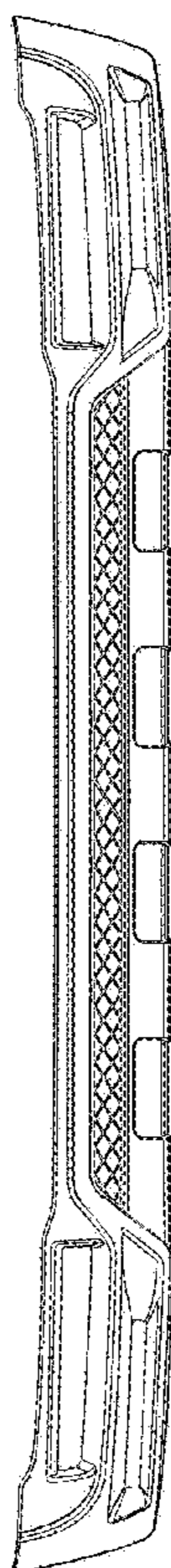


FIG. 1

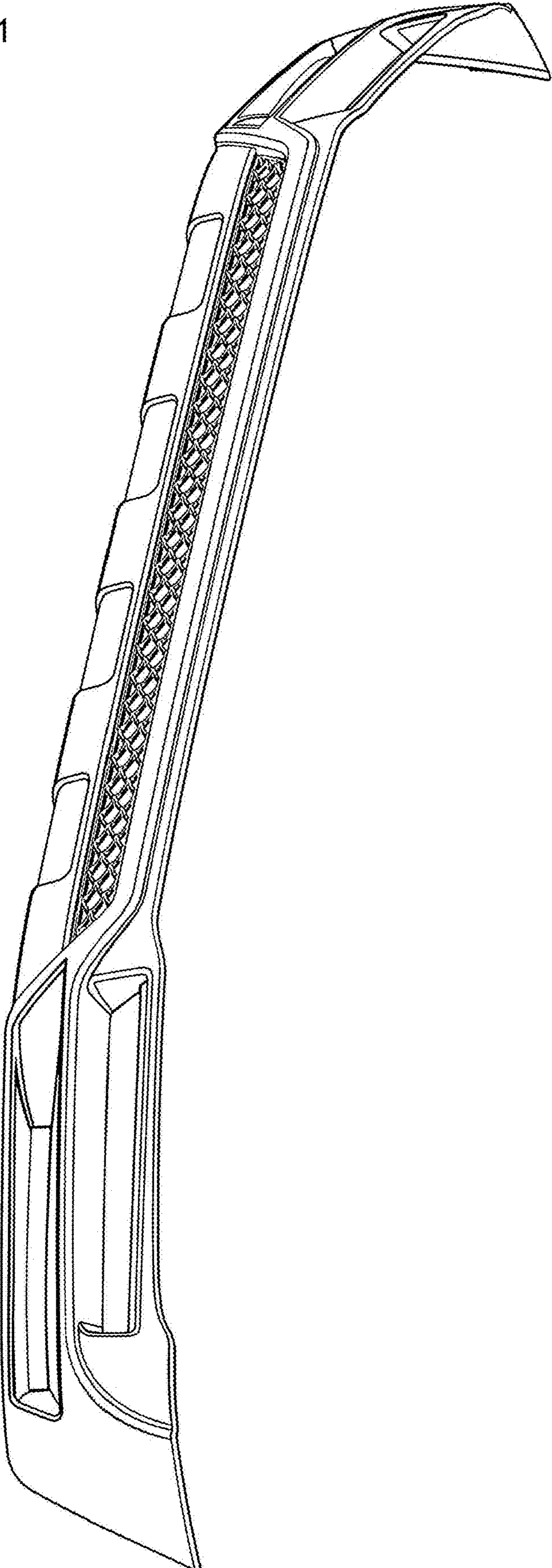


FIG. 2




FIG. 3

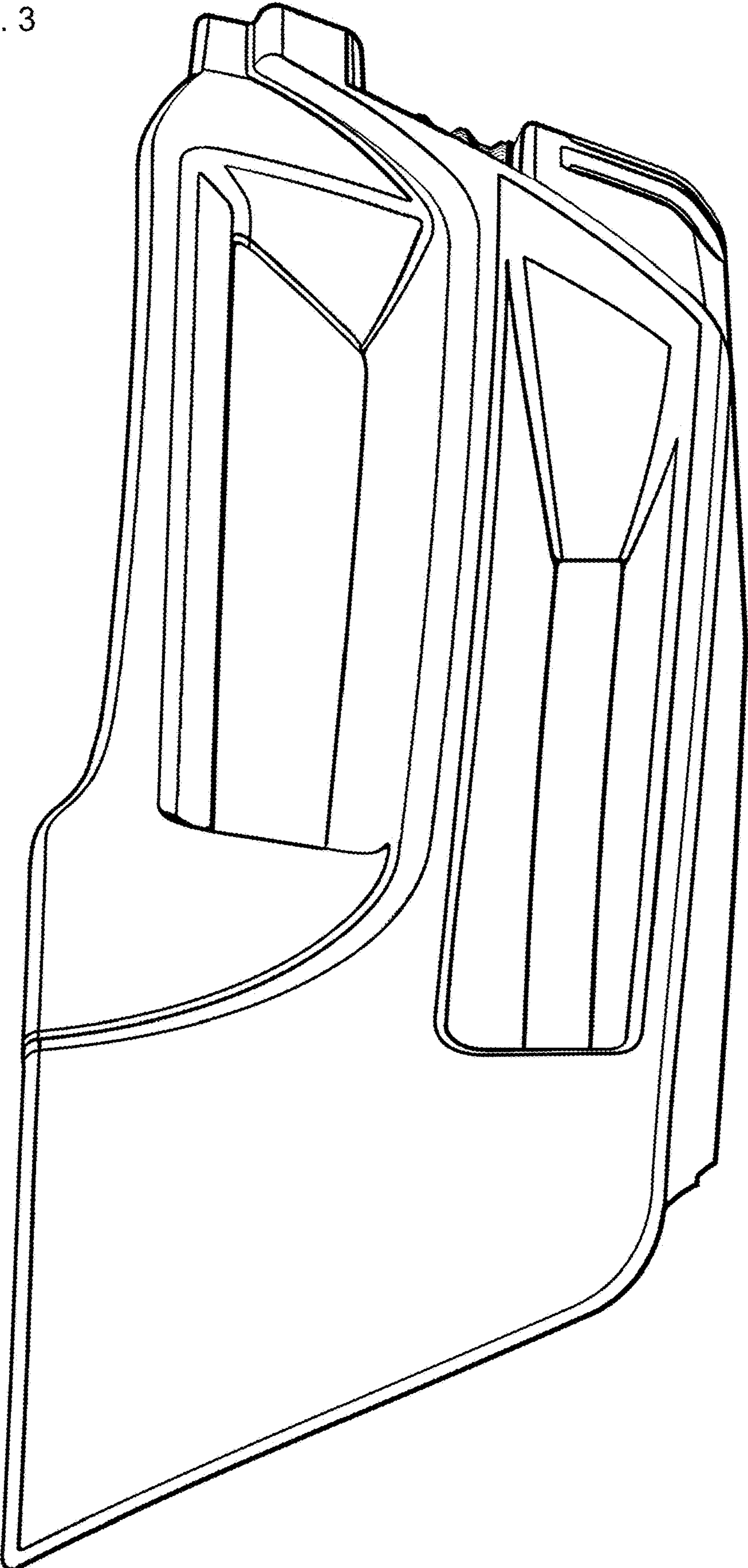


FIG. 4

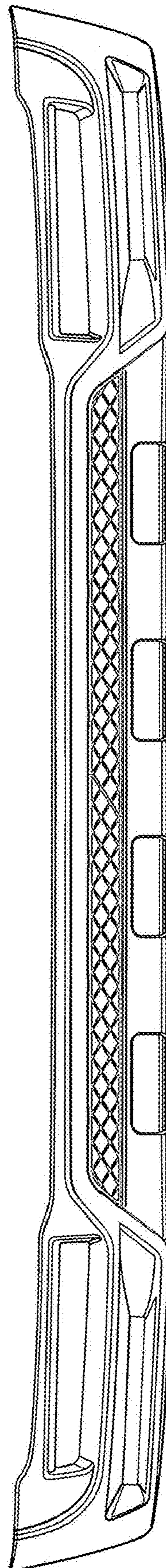


FIG. 5

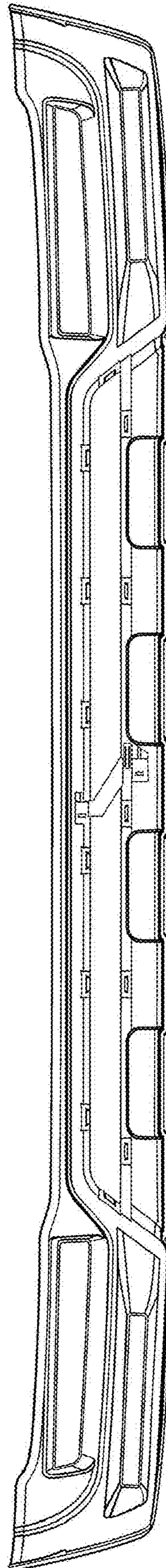


FIG. 6

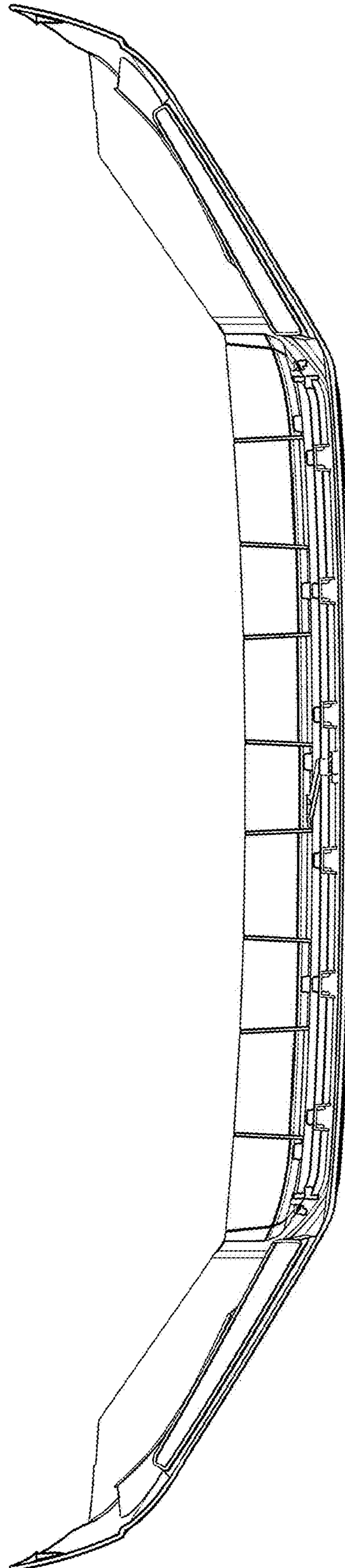


FIG. 7

